



JT58SBC Transient Voltage Suppressor

Rev.4.2

DESCRIPTION:

JT58SBC is designed for DC 48V, POE supply equipment, It is used to replace the SMDJ series TVS, also can be solve the POE normal solution which use TSPD.

FEATURES:

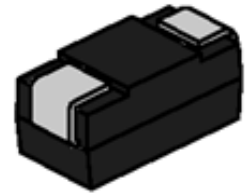
- ✧ Low profile package.
- ✧ Excellent clamping capability.
- ✧ Glass passivated junction.
- ✧ High temperature reflow soldering: 260°C/40s at terminals.
- ✧ Plastic package has underwriters laboratory flammability 94V-0.
- ✧ Meets MSL level 1, per J-STD-020, LF maximum peak of 260°C.
- ✧ Terminal: solder plated, solderable per J-STD-002.
- ✧ For surface mounted applications in order to optimize board space.
- ✧ UL 1449 item recognized. (File No.: E494389).
- ✧ IEC61000-4-2 (ESD) ±30kV (air), ±30kV (contact).

SURGE LEVEL:

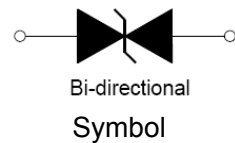
- ✧ 10/700µs 40ohm 4KV
- ✧ 1.2/50µs-8/20µs 2ohm 1KV

ABSOLUTE MAXIMUM RATINGS (T_A=25°C, RH=45%-75%, unless otherwise noted)


Parameter	Symbol	Value	Unit
Storage operating junction temperature range	T _{STG} /T _J	-55 to +150	°C
Steady state power dissipation at T _L =75°C	P _{M(AV)}	5.0	W
Peak pulse power (t _P =10/1000µs)	P _{PP}	2000	W
Peak surge voltage at 10/700µs waveform	V _{PP}	4000	V
Peak pulse current at 8/20µs waveform	I _{PP}	500	A
Peak pulse current at 10/1000µs waveform	I _{PP}	24.0	A



SMB



MARKING



T58B: Device Marking Code
1409: In ninth week, 2014

ELECTRICAL CHARACTERISTICS (TA=25°C)

Part Number	VR	IR@VR	VBR@IT		IT	Vc@10/700µs	Vc@8/20µs	Vc@
			4KV /40Ω	500A		10/1000µs		
Bi-polar	V	max(µA)	min(V)	max(V)	mA	max(V)	max(V)	max(V)
JT58SBC	58	1	60	72	1	85	85	85

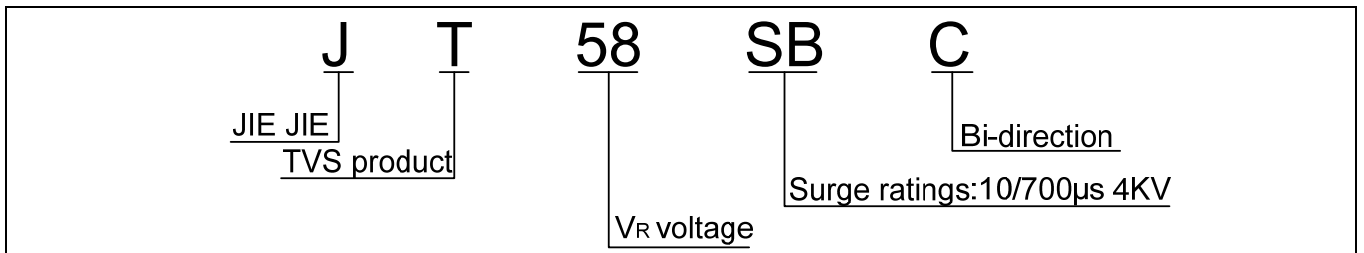
VR: Stand-off voltage -- Maximum voltage that can be applied

VBR: Breakdown voltage

Vc: Clamping voltage -- Peak voltage measured across the suppressor at a specified surge voltage

IR: Reverse leakage current

ORDERING INFORMATION



RATINGS AND V-I CHARACTERISTICS CURVES (TA=25°C, unless otherwise noted)

FIG.1: V- I curve characteristics (Bi-directional with negative resistance)

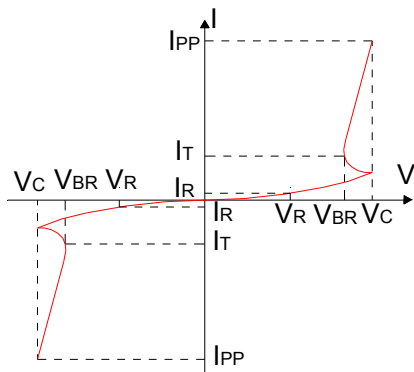


FIG.2: Pulse waveform

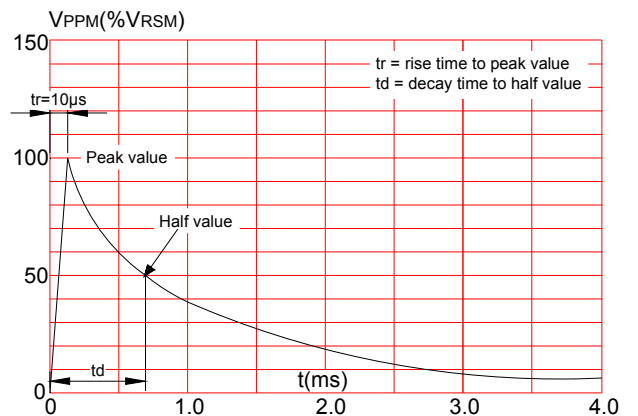


FIG.3: Pulse waveform

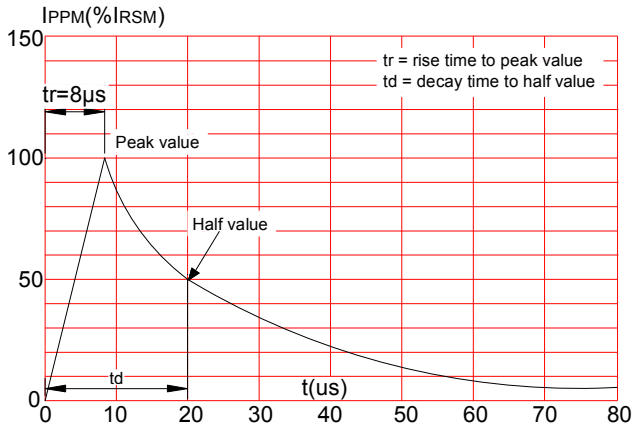


FIG.4: Pulse waveform

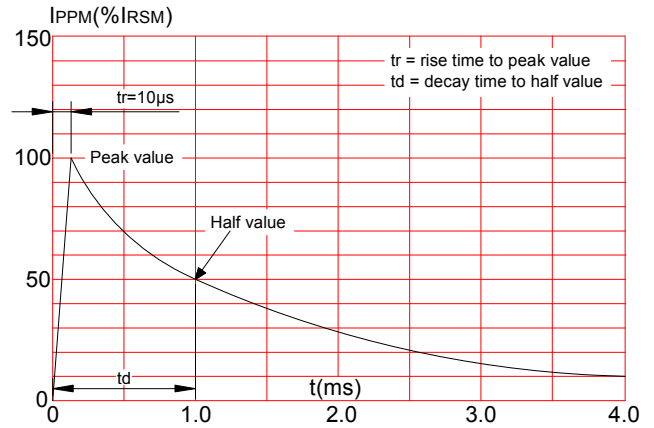
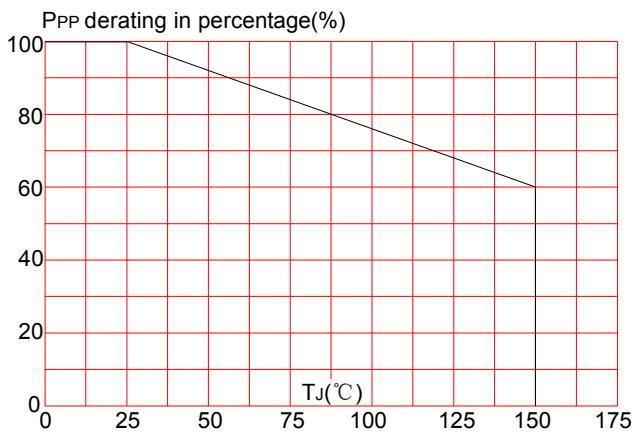
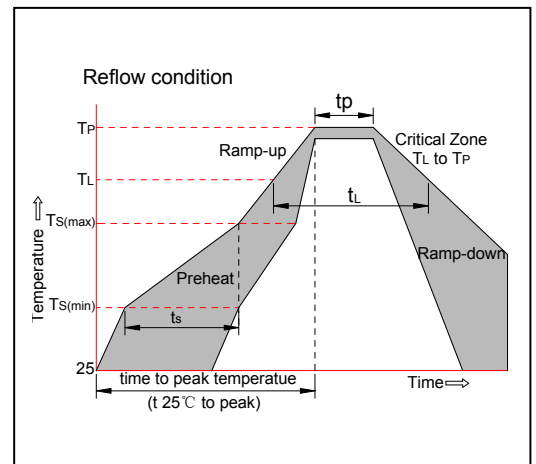


FIG.5: Pulse derating curve(10/1000μs)

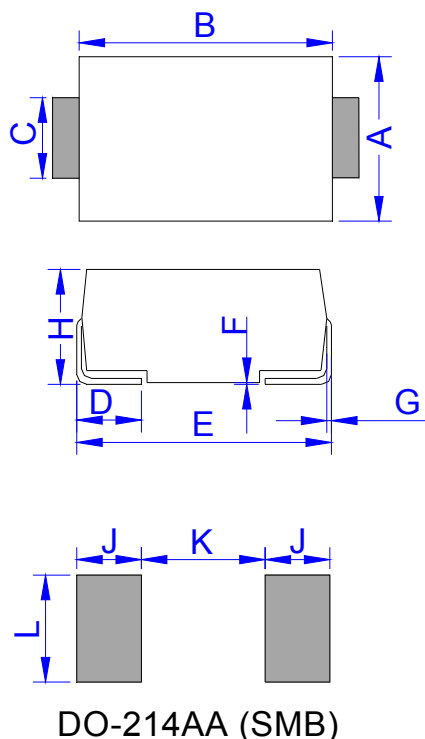


SOLDERING PARAMETERS

Reflow Condition		Pb-Free assembly (see figure at right)
Pre Heat	-Temperature Min ($T_{s(min)}$)	+150°C
	-Temperature Max($T_{s(max)}$)	+200°C
	-Time (Min to Max) (t_s)	60-180 secs.
Average ramp up rate (Liquidus Temp (T_L) to peak)		3°C/sec. Max
$T_{s(max)}$ to T_L - Ramp-up Rate		3°C/sec. Max
Reflow	-Temperature(T_L)(Liquidus)	+217°C
	-Temperature(t_L)	60-150 secs.
Peak Temp (T_p)		+260(+0/-5)°C
Time within 5°C of actual Peak Temp (t_p)		20-40secs.
Ramp-down Rate		6°C/sec. Max
Time 25°C to Peak Temp (T_p)		8 min. Max
Do not exceed		+260°C

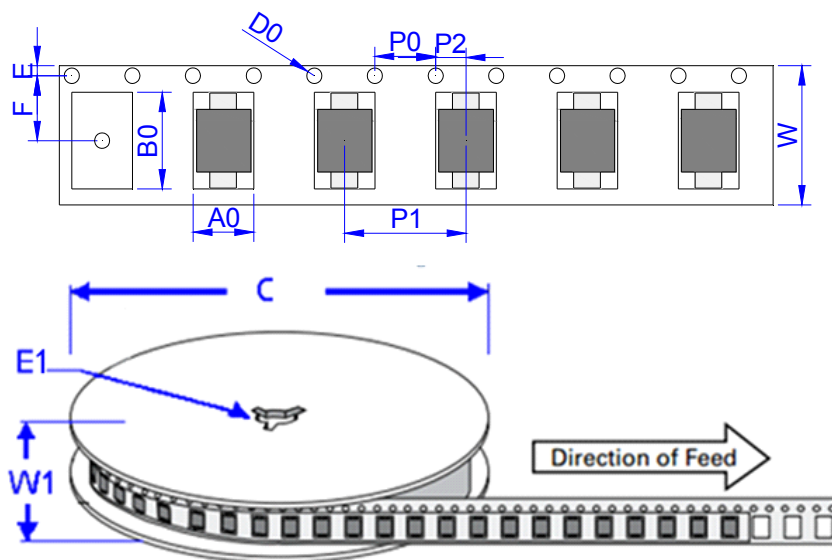


PACKAGE MECHANICAL DATA



Ref.	Dimensions			
	Millimeters		Inches	
	Min.	Max.	Min.	Max.
A	3.30	3.94	0.130	0.155
B	4.30	4.80	0.169	0.189
C	1.90	2.20	0.075	0.087
D	0.95	1.52	0.037	0.060
E	5.20	5.60	0.205	0.220
F	0.051	0.203	0.002	0.008
G	0.15	0.31	0.006	0.012
H	2.10	2.40	0.083	0.094
J	2.20		0.087	
K		2.60		0.102
L	2.30		0.091	

TAPE AND REEL SPECIFICATION-SMB



Ref.	Dimensions	
	Millimeters	Inches
A0	3.76 ± 0.3	0.148 ± 0.012
B0	5.69 ± 0.3	0.224 ± 0.012
C	330.0	13.0
D0	1.55 ± 0.1	0.061 ± 0.004
E	1.75 ± 0.2	0.069 ± 0.008
E1	13.3 ± 0.3	0.524 ± 0.012
F	5.5 ± 0.2	0.217 ± 0.008
P0	4.00 ± 0.2	0.157 ± 0.008
P1	8.00 ± 0.2	0.3145 ± 0.008
P2	2.00 ± 0.2	0.079 ± 0.008
W	12.0 ± 0.2	0.472 ± 0.008
W1	15.7 ± 2.0	0.618 ± 0.079

PART No.	UNIT WEIGHT (g/PCS) typ.	REEL (PCS)	PER CARTON (PCS)	DESCRIPTION
JT58SBC	0.106	3,000	48,000	13 inch reel pack

Information furnished in this document is believed to be accurate and reliable. However, Jiangsu JieJie Microelectronics Co.,Ltd assumes no responsibility for the consequences of use without consideration for such information nor use beyond it.

Information mentioned in this document is subject to change without notice, apart from that when an agreement is signed, Jiangsu JieJie complies with the agreement.

Products and information provided in this document have no infringement of patents. Jiangsu JieJie assumes no responsibility for any infringement of other rights of third parties which may result from the use of such products and information.

This document is the 4.2nd version which is made in 2-Aug.-2021. This document supersedes and replaces all information previously supplied.

 is a registered trademark of Jiangsu JieJie Microelectronics Co.,Ltd.

Copyright©2021 Jiangsu JieJie Microelectronics Co.,Ltd. Printed All rights reserved.