




SM1KxxCF Series Transient Voltage Suppressor

Rev.1.6

FEATURES:

- ✧ Excellent clamping capability.
- ✧ Low profile package and low inductance.
- ✧ High peak pulse voltage capability at 1.2/50μs-8/20μs@2Ω waveform.
- ✧ Fast response time: typically less than 1.0ps from 0V to V_{BR} min.
- ✧ Meets MSL level 1, per J-STD-020, LF maximum peak of 260°C.
- ✧ Terminal: solder plated, solderable per J-STD-002.
- ✧ High temperature soldering: 260°C/40s at terminals.
- ✧ Plastic package has underwriters laboratory flammability 94V-0.
- ✧ For surface mounted applications in order to optimize board space.
- ✧ UL 497B item recognized. (File No.: E480698).
- ✧ UL 1449 item recognized. (File No.: E494389).
- ✧ IEC61000-4-2 (ESD) ±30kV (air), ±30kV (contact).



SMBF

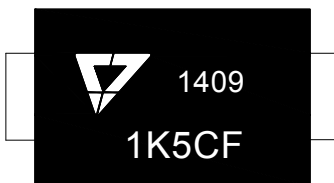


Bi-directional
Symbol

ABSOLUTE MAXIMUM RATINGS (T_A=25°C, RH=45%-75%, unless otherwise noted)

Parameter	Symbol	Value	Unit
Storage temperature range	T _{STG}	-55 to +150	°C
operating junction temperature range	T _J	-55 to +150	°C
Steady state power dissipation at T _L =75°C	P _{M(AV)}	6.5	W
Peak pulse voltage at 1.2/50μs-8/20μs@2Ω waveform	V _{PP}	2000	V

MARKING



1K5CF : Device Marking Code
 1409: In ninth week, 2014

ELECTRICAL CHARACTERISTICS (T_A=25°C)

Part Number	Marking Code	V _R	I _R @V _R	V _{BR} @I _T		I _T	V _C @V _{PP} ^①	V _{PP} ^①
		V	max(μA)	min(V)	max(V)	mA	max(V)	V
SM1K5CF	1K5CF	5.0	300	6.40	7.10	10	20	2000
SM1K6CF	1K6CF	6.0	250	6.50	7.40	10	20	2000
SM1K6VCF	1K6VF	6.5	150	7.20	8.00	10	22	2000
SM1K7CF	1K7CF	7.0	100	7.70	8.60	10	22	2000
SM1K15CF	1K15CF	15	1	16.7	18.5	1	32	2000
SM1K16CF	1K16CF	16	1	17.8	19.7	1	34	2000
☆SM1K18CF	1K18CF	18	1	20.0	22.3	1	37	2000
☆SM1K20CF	1K20CF	20	1	22.0	24.5	1	40	2000
SM1K30CF	1K30CF	30	1	32.0	37.0	1	65	2000
SM1K33CF	1K33CF	33	1	36.0	41.0	1	70	2000
☆SM1K36CF	1K36CF	36	1	39.5	45.0	1	72	2000
☆SM1K40CF	1K40CF	40	1	44.0	49.1	1	75	2000

① Surge waveform: 1.2/50μs-8/20μs@2Ω

V_R: Stand-off voltage -- Maximum voltage that can be applied

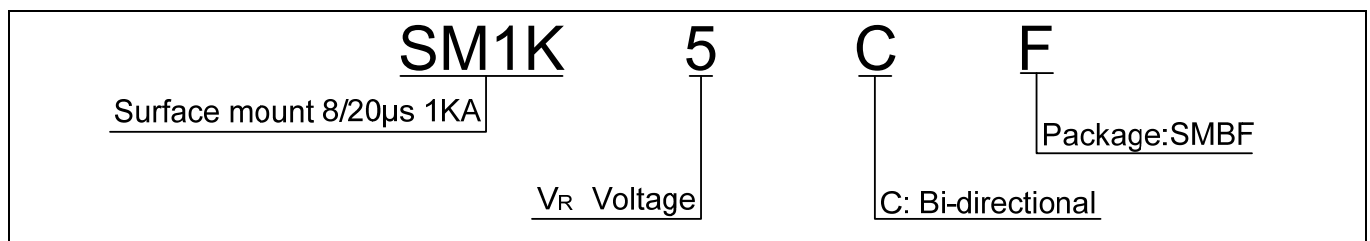
V_{BR}: Breakdown voltage

V_C: Clamping voltage -- Peak voltage measured across the suppressor at a specified V_{PP}

I_R: Reverse leakage current

☆: Products with negative resistance

ORDERING INFORMATION



RATINGS AND V-I CHARACTERISTICS CURVES (T_A=25°C, unless otherwise noted)

FIG.1:V- I curve characteristics (Bi-directional)

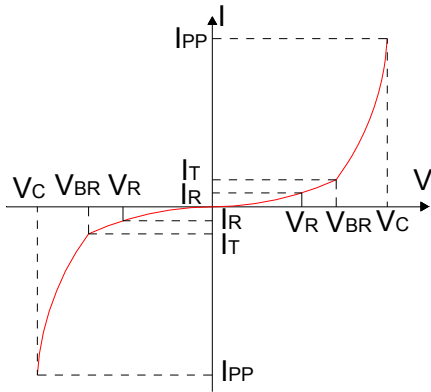


FIG.2:V- I curve characteristics (Bi-directional with negative resistance)

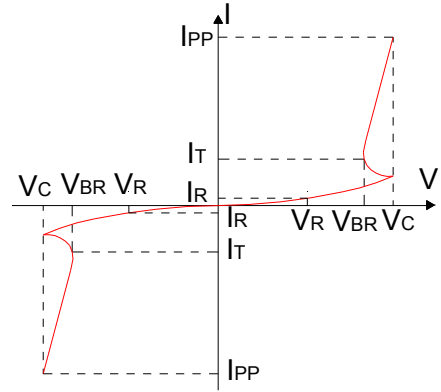


FIG.3: Pulse waveform

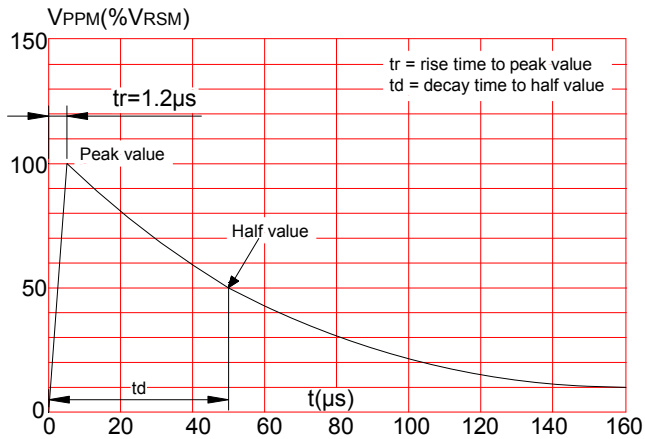


FIG.4: Pulse waveform

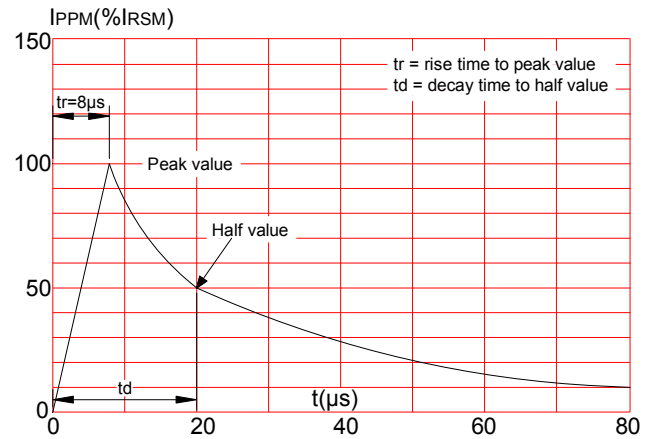
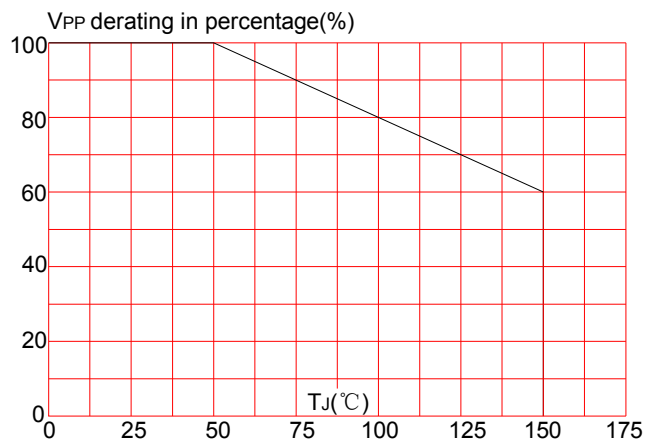
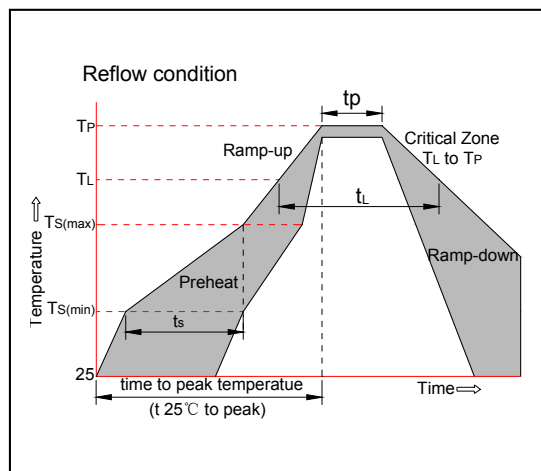


FIG.5: Pulse derating curve(1.2/50μs)

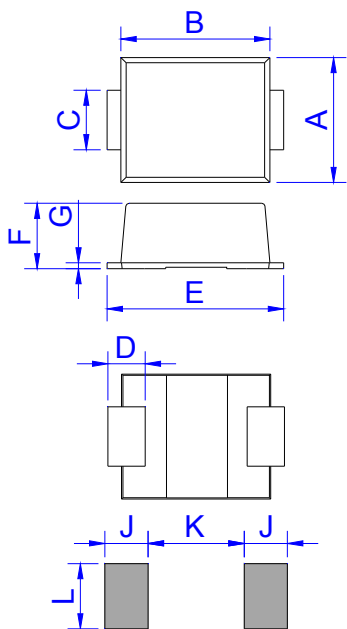


SOLDERING PARAMETERS

Reflow Condition		Pb-Free assembly (see figure at right)
Pre Heat	-Temperature Min ($T_{s(min)}$)	+150°C
	-Temperature Max($T_{s(max)}$)	+200°C
	-Time (Min to Max) (ts)	60-180 secs.
Average ramp up rate (Liquidus Temp (T_L) to peak)		3°C/sec. Max
$T_{s(max)}$ to T_L - Ramp-up Rate		3°C/sec. Max
Reflow	-Temperature(T_L)(Liquidus)	+217°C
	-Temperature(t_L)	60-150 secs.
Peak Temp (T_P)		+260(+0/-5)°C
Time within 5°C of actual Peak Temp (t_p)		20-40secs.
Ramp-down Rate		6°C/sec. Max
Time 25°C to Peak Temp (T_P)		8 min. Max
Do not exceed		+260°C



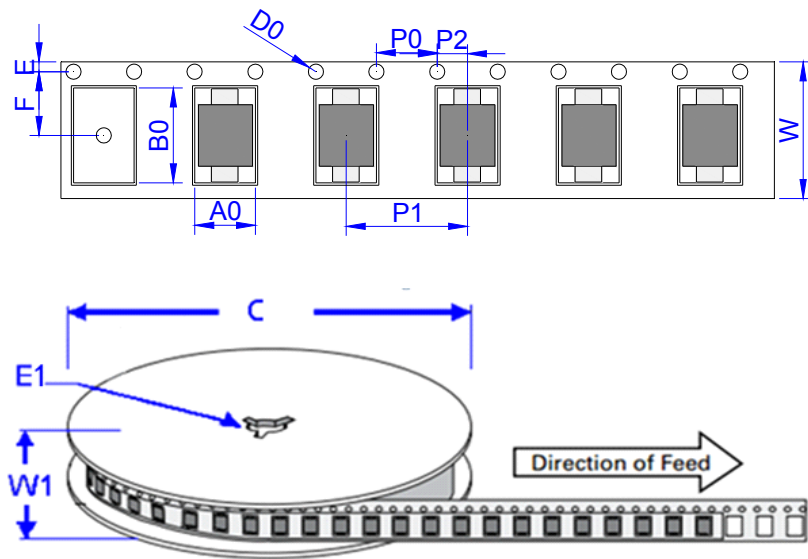
PACKAGE MECHANICAL DATA



SMBF

Ref.	Dimensions			
	Millimeters		Inches	
	Min.	Max.	Min.	Max.
A	3.90	4.50	0.154	0.177
B	4.65	5.15	0.183	0.203
C	1.85	2.15	0.073	0.085
D	0.60		0.024	
E	5.60	6.00	0.220	0.236
F	2.05	2.35	0.081	0.093
G	0.12	0.28	0.005	0.011
J	2.00		0.079	
K		3.20		0.126
L	2.30		0.091	

TAPE AND REEL SPECIFICATION-SMBF



Ref.	Dimensions	
	Millimeters	Inches
A0	4.50±0.3	0.177 ± 0.012
B0	6.10±0.3	0.240 ± 0.012
C	330.0	13.0
D0	1.55±0.1	0.061 ± 0.004
E	1.75±0.2	0.069 ± 0.008
E1	13.3±0.3	0.524± 0.012
F	5.5±0.2	0.217 ± 0.008
P0	4.00±0.2	0.157 ± 0.008
P1	8.00±0.2	0.315 ± 0.008
P2	2.00±0.2	0.079 ± 0.008
W	12.0±0.2	0.472 ± 0.008
W1	15.7±2.0	0.618 ± 0.079

PART No.	UNIT WEIGHT (g/PCS) typ.	REEL (PCS)	PER CARTON (PCS)	DESCRIPTION
SM1KxxCF	0.13	3,000	48,000	13 inch reel pack

Information furnished in this document is believed to be accurate and reliable. However, Jiangsu JieJie Microelectronics Co.,Ltd assumes no responsibility for the consequences of use without consideration for such information nor use beyond it. Information mentioned in this document is subject to change without notice, apart from that when an agreement is signed, Jiangsu JieJie complies with the agreement. Products and information provided in this document have no infringement of patents. Jiangsu JieJie assumes no responsibility for any infringement of other rights of third parties which may result from the use of such products and information. This document is the 1.6th version which is made in 10-Aug.-2021. This document supersedes and replaces all information previously supplied.

 is a registered trademark of Jiangsu JieJie Microelectronics Co.,Ltd.

Copyright©2021 Jiangsu JieJie Microelectronics Co.,Ltd. Printed All rights reserved.

单击下面可查看定价，库存，交付和生命周期等信息

[>>JW\(捷捷微\)](#)