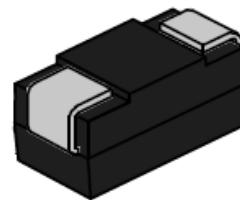




DESCRIPTION:

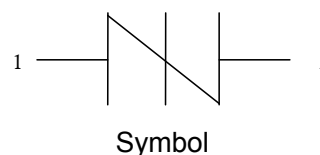
PxxxxSD series thyristors are a type of semiconductor component. They are designed to protect baseband equipment from damaging overvoltage transients, such as modems, telephones, line cards, answering machines, FAX machines, T1/E1, xDSL and more.



SMB

FEATURES:

- ✧ Excellent capability of absorbing transient surge.
- ✧ Quick response to surge voltage (ns Level).
- ✧ Eliminates overvoltage caused by fast rising transients.
- ✧ Moisture sensitivity level: Level 1.
- ✧ Non degenerative.

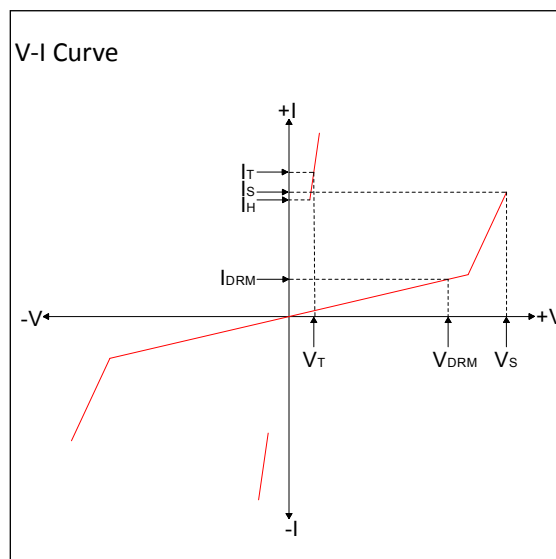


ABSOLUTE MAXIMUM RATINGS (T_A=25°C, RH=45%-75%, unless otherwise noted)


Parameter	Symbol	Value	Unit
Storage temperature range	T _{STG}	-60 to +150	°C
Operating junction temperature range	T _J	-40 to +125	°C
Repetitive peak pulse current	I _{PP}	200	A

ELECTRICAL CHARACTERISTICS (T_A=25°C)

Symbol	Parameter
V _{DRM}	Peak off-state voltage
I _{DRM}	Off-state current
V _S	Switching voltage
I _S	Switching current
V _T	On-state voltage
I _T	On-state current
I _H	Holding current
C _O	Off-state capacitance



MARKING



P-8D : Device Marking Code
1409: In ninth week, 2014

ELECTRICAL CHARACTERISTICS ($T_A=25^\circ\text{C}$, continued)

Part Number	$I_{\text{DRM}}@V_{\text{DRM}}$		$V_S^{①}@I_S$		$V_T@I_T$		I_H	$C_o^{②}$	Marking
	μA	V	V	mA	V	A	mA	pF	
	max		max	max	max	max	min	max	
P0080SD	1	6	15	800	4	2.2	50	150	P-8D
P0640SD	1	58	77	800	4	2.2	50	150	P06D
P0720SD	1	65	87	800	4	2.2	50	150	P07D
P0900SD	1	75	98	800	4	2.2	50	140	P09D
P1100SD	1	90	130	800	4	2.2	50	110	P11D
P1300SD	1	120	160	800	4	2.2	50	100	P13D
P1500SD	1	140	180	800	4	2.2	50	90	P15D
P1800SD	1	170	220	800	4	2.2	50	90	P18D
P2300SD	1	190	260	800	4	2.2	50	80	P23D
P2600SD	1	220	300	800	4	2.2	50	70	P26D
P3100SD	1	275	350	800	4	2.2	50	60	P31D
P3500SD	1	320	400	800	4	2.2	50	60	P35D
P3800SD	1	340	450	800	4	2.2	50	60	P38D

① V_S is measured at 100KV/s

② Off-state capacitance is measured in $V_{\text{DC}}=2\text{V}, V_{\text{RMS}}=1\text{V}, f=1\text{MHz}$

SURGE RATINGS

Series	$I_{\text{PP}}(\text{A})$ min			
	$2 \times 10\mu\text{s}$	$8 \times 20\mu\text{s}$	$10 \times 360\mu\text{s}$	$10 \times 1000\mu\text{s}$
D	800	700	---	200

ORDERING INFORMATION

P	008	0	S	D
Series code P: SIDACTor	Median voltage	0: Bi-direction 1: Uni-direction	Package type	Surge ratings:8KV(10/700μs)

SOLDERING PARAMETERS

Reflow Condition		Pb-Free assembly (see FIG.2)
Pre Heat	-Temperature Min ($T_{s(min)}$)	+150°C
	-Temperature Max($T_{s(max)}$)	+200°C
	-Time (Min to Max) (t_s)	60-180 secs.
Average ramp up rate (Liquidus Temp (T_L) to peak)		3°C/sec. Max
$T_{s(max)}$ to T_L - Ramp-up Rate		3°C/sec. Max
Reflow	-Temperature(T_L) (Liquidus)	+217°C
	-Temperature(t_L)	60-150 secs.
Peak Temp (T_p)		+260(+0/-5)°C
Time within 5°C of actual Peak Temp (t_p)		30 secs. Max
Ramp-down Rate		6°C/sec. Max
Time 25°C to Peak Temp (T_P)		8 min. Max
Do not exceed		+260°C

FIG.1: $t_r \times t_d$ pulse waveform

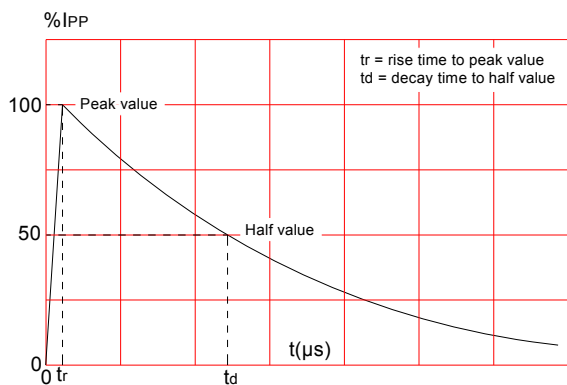


FIG.2: Reflow condition

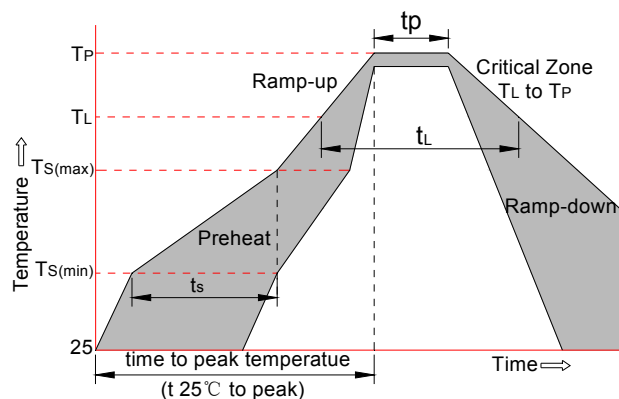


FIG.3: Normalized Vs change vs. junction temperature

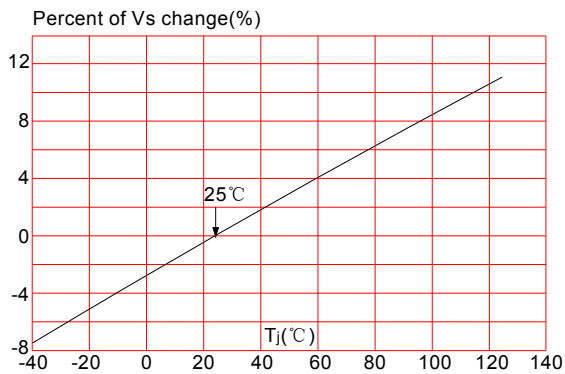
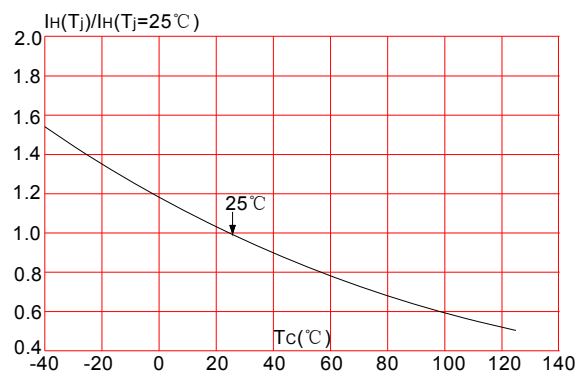
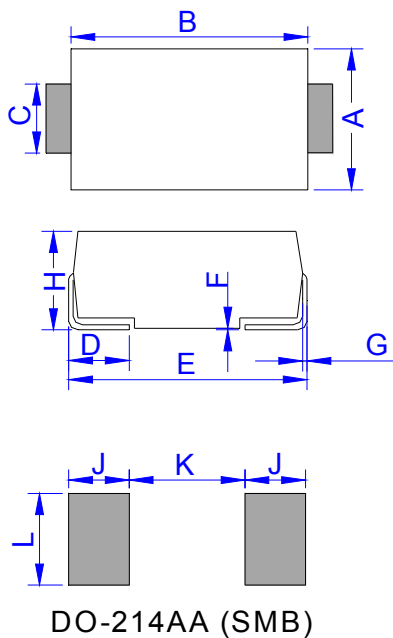


FIG.4: Normalized DC holding current vs. case temperature

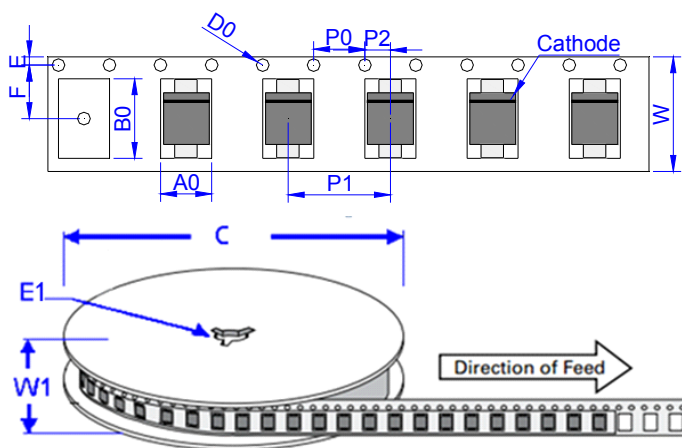


PACKAGE MECHANICAL DATA



Ref.	Dimensions			
	Millimeters		Inches	
	Min.	Max.	Min.	Max.
A	3.30	3.94	0.130	0.155
B	4.30	4.80	0.169	0.189
C	1.90	2.20	0.075	0.087
D	0.95	1.52	0.037	0.060
E	5.20	5.60	0.205	0.220
F	0.051	0.203	0.002	0.008
G	0.15	0.31	0.006	0.012
H	2.10	2.40	0.083	0.094
J	2.20		0.087	
K		2.60		0.102
L	2.30		0.091	


TAPE AND REEL SPECIFICATION-SMB



Ref.	Dimensions	
	Millimeters	Inches
A0	3.76 ± 0.3	0.148 ± 0.012
B0	5.69 ± 0.3	0.224 ± 0.012
C	330.0	13.0
D0	1.55 ± 0.1	0.061 ± 0.004
E	1.75 ± 0.2	0.069 ± 0.008
E1	13.3 ± 0.3	0.524 ± 0.012
F	5.5 ± 0.2	0.217 ± 0.008
P0	4.00 ± 0.2	0.157 ± 0.008
P1	8.00 ± 0.2	0.3145 ± 0.008
P2	2.00 ± 0.2	0.079 ± 0.008
W	12.0 ± 0.2	0.472 ± 0.008
W1	15.7 ± 2.0	0.618 ± 0.079

OUTLINE	UNIT WEIGHT (g/PCS) typ.	REEL (PCS)	PER CARTON (PCS)	REEL DIAMETERS (mm)
TAPING	0.098	3,000	48,000	330

Information furnished in this document is believed to be accurate and reliable. However, Jiangsu JieJie Microelectronics Co.,Ltd assumes no responsibility for the consequences of use without consideration for such information nor use beyond it. Information mentioned in this document is subject to change without notice, apart from that when an agreement is signed, Jiangsu JieJie complies with the agreement. Products and information provided in this document have no infringement of patents. Jiangsu JieJie assumes no responsibility for any infringement of other rights of third parties which may result from the use of such products and information. This document is the fifth version which is made in 3-July-2017. This document supersedes and replaces all information previously supplied.

 is a registered trademark of Jiangsu JieJie Microelectronics Co.,Ltd.
Copyright©2017 Jiangsu JieJie Microelectronics Co.,Ltd. Printed All rights reserved.

单击下面可查看定价，库存，交付和生命周期等信息

[>>JW\(捷捷微\)](#)