



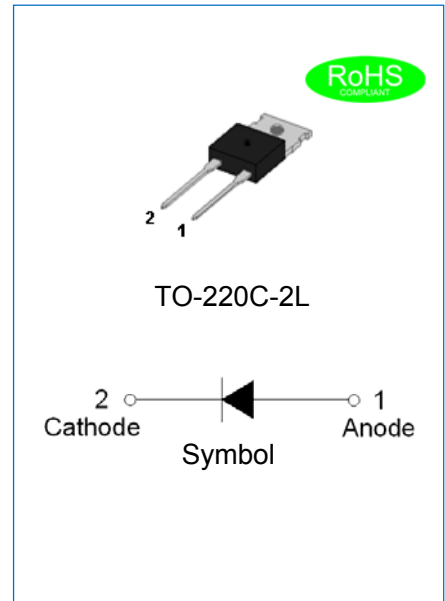
JECR1506CL

EPI HYPERFAST SOFT RECOVERY RECTIFIER

Rev.1.3

DESCRIPTION

- ✧ Plastic package has underwriters laboratory flammability classification 94V-0
- ✧ Lead free in comply with EU RoHS 2011/65/EU directives
- ✧ Low reverse leakage current
- ✧ Hyperfast recovery time and soft recovery characteristics
- ✧ Low recovery loss
- ✧ Applications for active PFC in air conditioner, high frequency switched-mode power supplies, continuous current mode (CCM) power factor correction (PFC)



MECHANICAL DATA

- ✧ Case: TO-220C-2L molded plastic over passivated junction
- ✧ Terminals: Solder plated, solderable per J-STD-002
- ✧ Weight: 2gram

ABSOLUTE MAXIMUM RATING (Rating at 25°C case temperature unless otherwise specified.)

Parameter	Symbol	JECR1506CL	Unit
Maximum repetitive peak reverse voltage	V_{RRM}	600	V
Maximum RMS voltage	V_{RMS}	420	V
Maximum DC blocking voltage	V_{DC}	600	V
Maximum average forward current $\delta = 0.5; T_{mb} \leq 121^\circ C$; square-wave pulse	$I_{F(AV)}$	15	A
Peak forward surge current: 8.3ms single half sine-wave superimposed on rated load	I_{FSM}	200	A
Peak forward surge current: 10ms single half sine-wave superimposed on rated load		180	
Operating junction and storage temperature range	T_J, T_{STG}	-55 to +175	°C

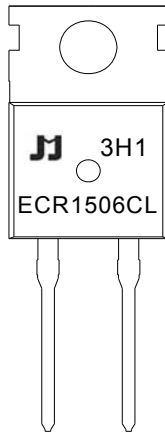
ELECTRICAL CHARACTERISTICS(Rating at 25°C case temperature unless otherwise specified.)

Parameter		Symbol	Min.	Typ.	Max.	Unit
Forward voltage @ $I_F=15A$	$T_j=25^\circ C$	V_F	-	2.6	3.2	V
	$T_j=150^\circ C$		-	1.5	2	
DC reverse current at rated DC blocking voltage	$T_j=25^\circ C$	I_R	-	-	5	μA
	$T_j=150^\circ C$		-	-	300	
Reverse recovery time	$I_F=1A, V_R=30V,$ $di/dt=200A/\mu s, T_j=25^\circ C$	t_{rr}	-	13	18	ns
	$I_F=15A, V_R=400V,$ $di/dt=500A/\mu s, T_j=25^\circ C$		-	22	-	
	$I_F=15A, V_R=200V,$ $di/dt=200A/\mu s, T_j=25^\circ C$		-	28	-	
	$I_F=15A, V_R=200V,$ $di/dt=200A/\mu s, T_j=125^\circ C$		-	39	-	
Peak reverse recovery current	$I_F=15A, V_R=200V,$ $di/dt=200A/\mu s, T_j=25^\circ C$	I_{RM}	-	2.1	-	A
	$I_F=15A, V_R=200V,$ $di/dt=200A/\mu s, T_j=125^\circ C$		-	5.8	-	
Recovered charge	$I_F=15A, V_R=200V,$ $di/dt=200A/\mu s, T_j=25^\circ C$	Q_r	-	30	-	nC
	$I_F=15A, V_R=200V,$ $di/dt=200A/\mu s, T_j=125^\circ C$		-	115	-	

THERMAL RESISTANCES

Symbol	Parameter	Min.	Typ.	Max.	Unit
$R_{th(j-mb)}$	Thermal resistance from junction to mounting base	-	-	1.5	$^\circ C/W$
$R_{th(j-a)}$	Thermal resistance from junction to ambient	-	60	-	$^\circ C/W$

MARKING



ECR	EPI Hyperfast Recovery Rectifier
15	$I_{F(AV)}=15A$
06	$V_{RRM}:600V$
CL	Package: TO-220C-2L

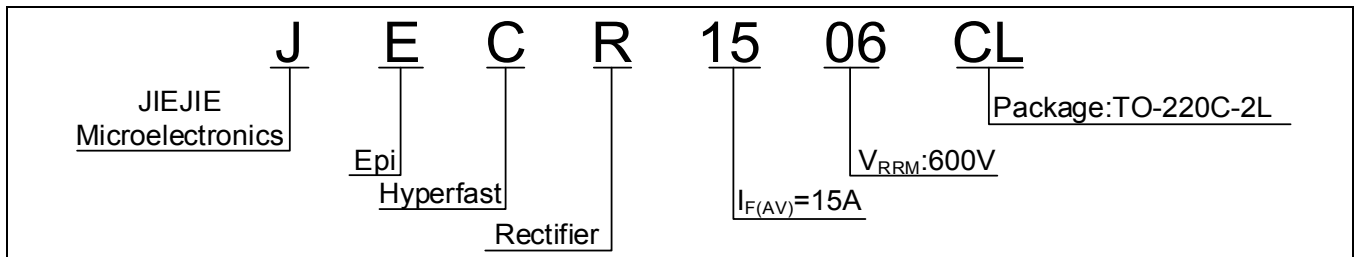
xH1: Month, 1、2、3 ~ 9、A、B、C

3x1:

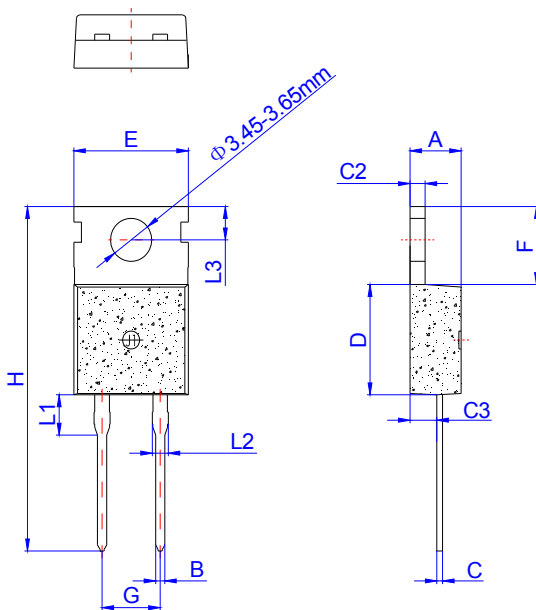
2018	2019	2020	2021	2022	2023	2024
H	I	J	K	L	M	N
2025	2026	2027	2028	2029	2030	...
O	P	Q	R	S	T	...

3Hx: Batch number

ORDERING INFORMATION



PACKAGE MECHANICAL DATA



Ref.	Dimensions					
	Millimeters			Inches		
	Min.	Typ.	Max.	Min.	Typ.	Max.
A	4.40		4.60	0.173		0.181
B	0.70		0.90	0.028		0.035
C	0.45		0.60	0.018		0.024
C2	1.23		1.32	0.048		0.052
C3	2.20		2.60	0.087		0.102
D	8.90		9.90	0.350		0.390
E	9.90		10.3	0.390		0.406
F	6.30		6.90	0.248		0.272
G		5.08			0.200	
H	28.0		29.8	1.102		1.173
L1		3.39			0.133	
L2	1.14		1.70	0.045		0.067
L3	2.65		2.95	0.104		0.116
Φ		3.6			0.142	

PACKAGE INFORMATION-TO-220C-2L

OUTLINE	UNIT WEIGHT (g/PCS) typ.	TUBE (PCS)	PER CARTON (PCS)
TUBE	2	50	5,000

CHARACTERISTICS CURVE

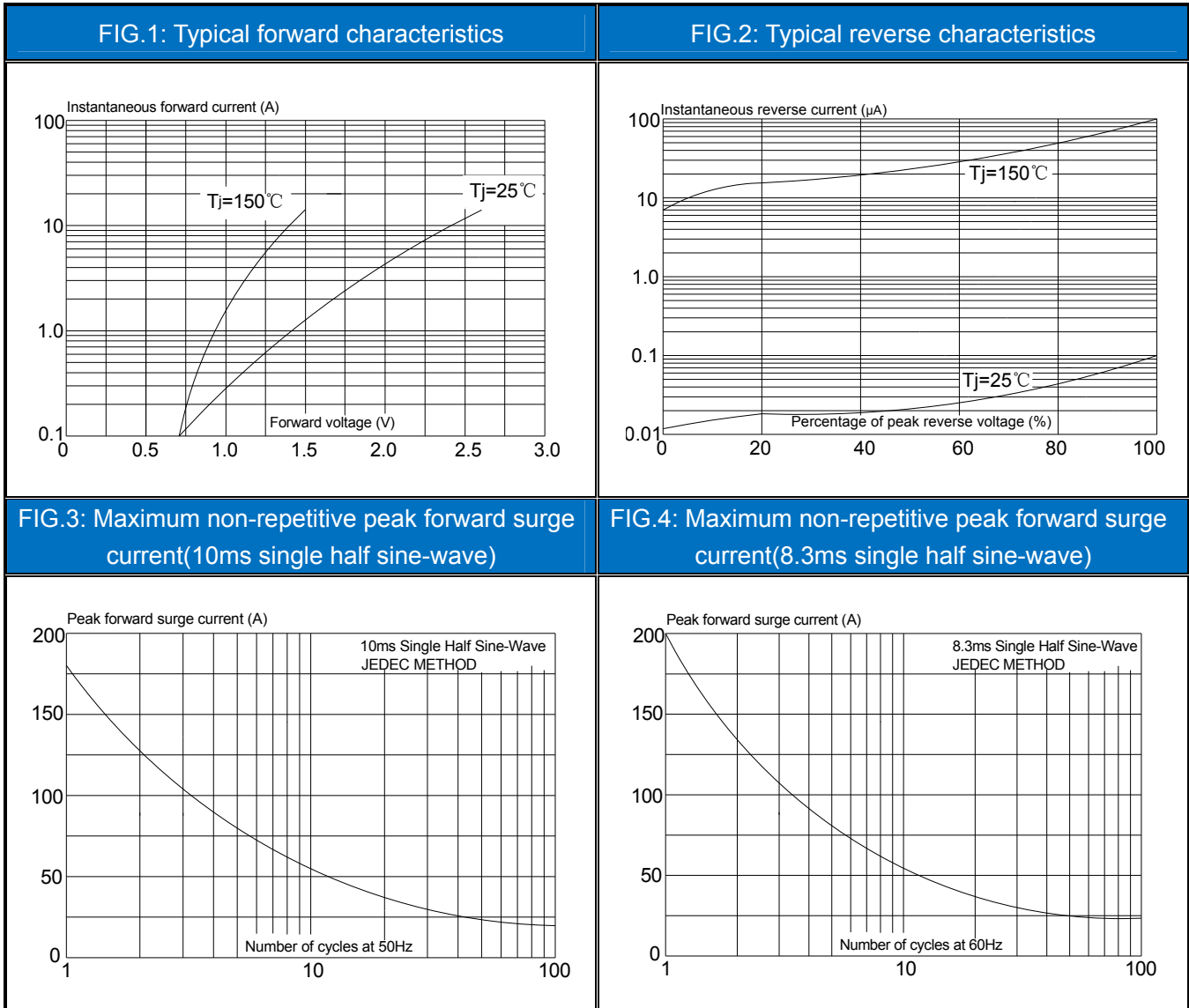


FIG.5: Forward current derating curve

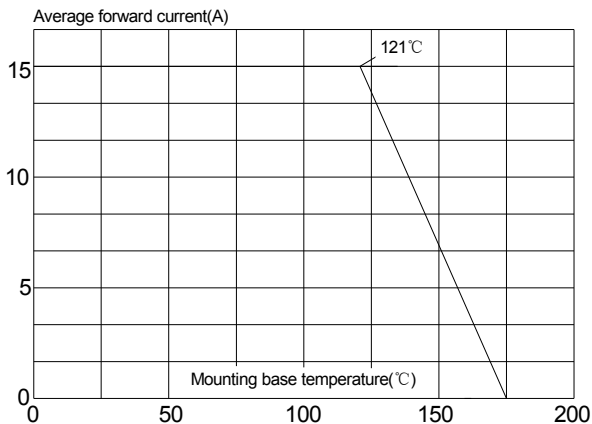


FIG.6: Reverse recovery definitions

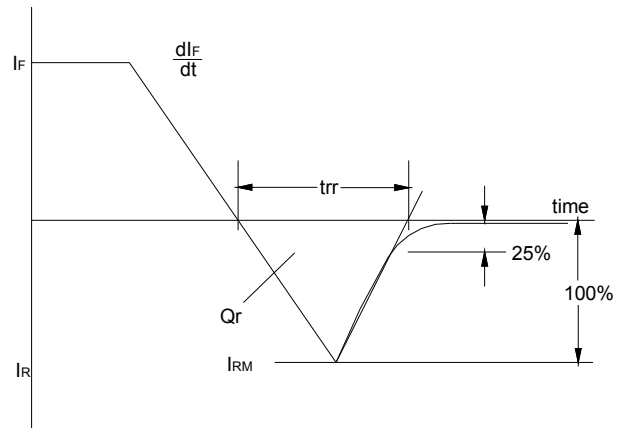


FIG.7: Forward power dissipation vs. average forward current (square waveform)

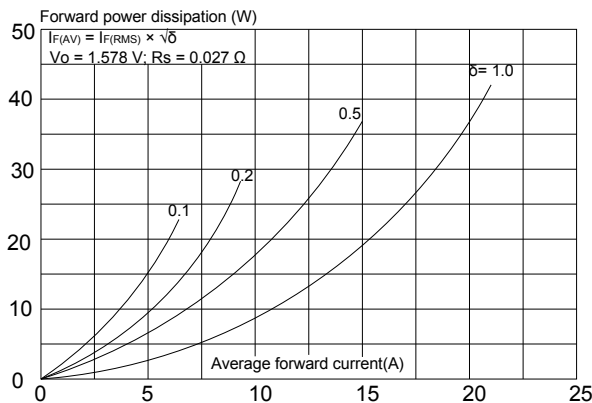
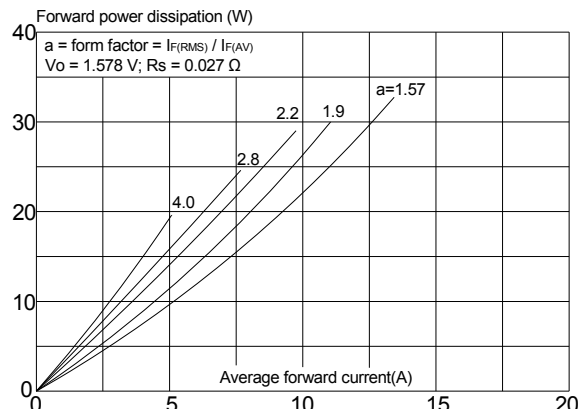


FIG.8: Forward power dissipation vs. average forward current (sinusoidal waveform)



Information furnished in this document is believed to be accurate and reliable. However, Jiangsu JieJie Microelectronics Co.,Ltd assumes no responsibility for the consequences of use without consideration for such information nor use beyond it.

Information mentioned in this document is subject to change without notice, apart from that when an agreement is signed, Jiangsu JieJie complies with the agreement.

Products and information provided in this document have no infringement of patents. Jiangsu JieJie assumes no responsibility for any infringement of other rights of third parties which may result from the use of such products and information.

This document is the 1.3rd version which is made in 28-July-2021. This document supersedes and replaces all information previously supplied.

 is a registered trademark of Jiangsu JieJie Microelectronics Co.,Ltd.

Copyright ©2021 Jiangsu JieJie Microelectronics Co.,Ltd. Printed All rights reserve.

单击下面可查看定价，库存，交付和生命周期等信息

[>>JW\(捷捷微\)](#)