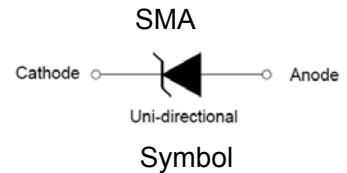
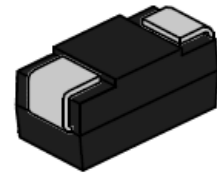




FEATURE

- ✧ Silicon power zener diodes.
- ✧ Low zener impedance.
- ✧ 1000mW rating on FR-4 or FR-5 board.
- ✧ Voltage range includes breakdown voltages from 6.8V to 100V with $\pm 5\%$ for SMAZHC series.
- ✧ Low profile surface-mount package.
- ✧ Zener and surge current specification
- ✧ For use in stabilizing and clamping circuits with high power rating.



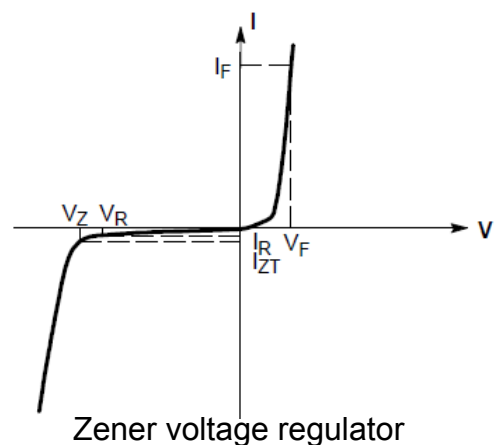
ABSOLUTE MAXIMUM RATINGS AND THERMAL CHARACTERISTICS

Parameter	Symbol	Max Value	Unit
Total power dissipation @75°C	P_D	1000	mW
Thermal resistance junction to ambient (Note1)	$R_{\theta JA}$	120	°C/W
Junction temperature	T_J	150	°C
Storage temperature range	T_S	-55 to+150	°C
Operating temperature range	T_{op}	-55 to+150	°C
Peak pulse power dissipation at 10/1000µs waveform	P_{PP}	200	W

Notes1: Device mounted on FR-4 PCB, 1 inch x 0.85 inch x 0.062 inch

ELECTRICAL CHARACTERISTICS ($T_A=25^\circ C$)

Symbol	Parameter
V_Z	Reverse zener voltage at I_{zt}
I_{zt}	Reverse current
I_R	Reverse leakage current at V_R
V_R	Reverse voltage
I_F	Forward current
V_F	Forward voltage at I_F



MARKING



ZHA: Device Marking Code
2009: In ninth week, 2020

SMAZHC ELECTRICAL CHARACTERISTICS ($T_A=25^\circ\text{C}$ unless otherwise noted)

Maximum $V_F=1.2\text{V}$ at $I_F=200\text{mA}$

Type number	Zener voltage range at I_{zt}				Maximum zener impedance			Maximum reverse leakage current		Junction capacitance	Marking code
	Nom (V)	Min (V)	Max (V)	I_{zt} (mA)	Z_{zt} (Ω)	Z_{zk} (Ω)	I_{zk} (mA)	I_R (μA)	V_R (V)	Typ (pF)	
SMAZHC6V8	6.8	6.46	7.14	37	3.5	700	1.0	10	4	1700	ZHA
SMAZHC7V5	7.5	7.13	7.88	34	4.0	700	0.5	10	5	1300	ZHB
SMAZHC8V2	8.2	7.79	8.61	31	4.5	700	0.5	10	6	1000	ZHC
SMAZHC9V1	9.1	8.65	9.56	28	5.0	700	0.5	10	7	700	ZHD
SMAZHC10	10	9.5	10.5	25	7.0	700	0.25	10	7.6	690	ZHE
SMAZHC11	11	10.5	11.6	23	8.0	700	0.25	5	8.4	680	ZHF
SMAZHC12	12	11.4	12.6	21	9.0	700	0.25	1	9.1	660	ZHG
SMAZHC13	13	12.4	13.7	19	10	700	0.25	1	9.9	620	ZHH
SMAZHC15	15	14.3	15.8	17	14	700	0.25	1	11.4	560	ZHI
SMAZHC16	16	15.2	16.8	15.5	16	700	0.25	1	12.2	520	ZHJ
SMAZHC18	18	17.1	18.9	14	20	750	0.25	1	13.7	480	ZHK
SMAZHC20	20	19	21	12.5	22	750	0.25	1	15.2	440	ZHL
SMAZHC22	22	20.9	23.1	11.5	23	750	0.25	1	16.7	420	ZHM
SMAZHC24	24	22.8	25.2	10.5	25	750	0.25	1	18.2	400	ZHN
SMAZHC27	27	25.7	28.4	9.5	35	750	0.25	1	20.6	280	ZHO
SMAZHC30	30	28.5	31.5	8.5	40	1000	0.25	1	22.8	260	ZHP
SMAZHC33	33	31.4	34.7	7.5	45	1000	0.25	1	25.1	245	ZHQ
SMAZHC36	36	34.2	37.8	7.0	50	1000	0.25	1	27.4	230	ZHR
SMAZHC39	39	37.1	41.0	6.5	60	1000	0.25	1	29.7	220	ZHS
SMAZHC43	43	40.9	45.2	6.0	70	1500	0.25	1	32.7	200	ZHT
SMAZHC47	47	44.7	49.4	5.5	80	1500	0.25	1	35.8	190	ZHU
SMAZHC51	51	48.5	53.6	5.0	95	1500	0.25	1	38.8	180	ZHV
SMAZHC56	56	53.2	58.8	4.5	110	2000	0.25	1	42.6	170	ZHW
SMAZHC62	62	58.9	65.1	4.0	125	2000	0.25	1	47.1	160	ZHX
SMAZHC68	68	64.6	71.4	3.7	150	2000	0.25	1	51.7	150	ZHY
SMAZHC75	75	71.3	78.8	3.3	175	2000	0.25	1	56.0	130	ZHZ

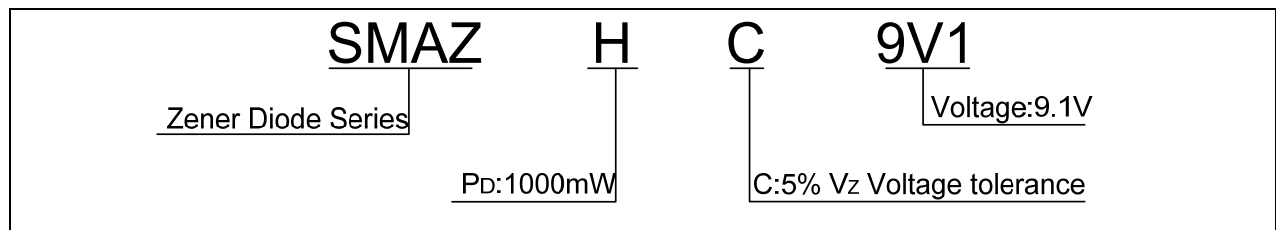
SMAZHC ELECTRICAL CHARACTERISTICS ($T_A=25^\circ\text{C}$ unless otherwise noted, continued)

Maximum $V_F=1.2\text{V}$ at $I_F=200\text{mA}$

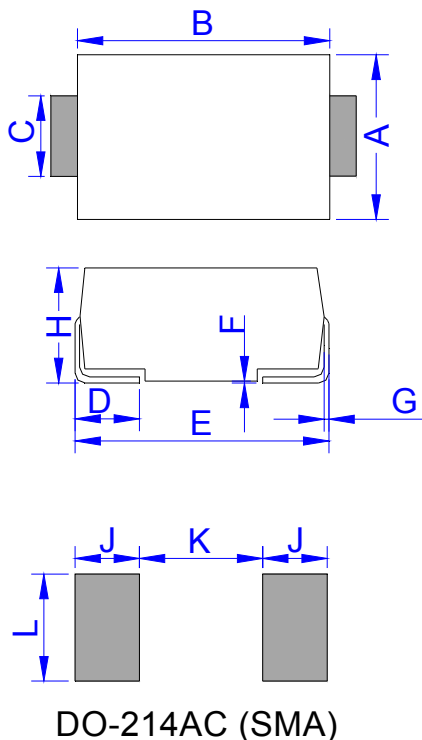
Type number	Zener voltage range at I_{zt}				Maximum zener impedance			Maximum reverse leakage current		Junction capacitance	Marking code
	Nom (V)	Min (V)	Max (V)	I_{zt} (mA)	Z_{zt} (Ω)	Z_{zk} (Ω)	I_{zk} (mA)	I_R (μA)	V_R (V)	Typ (μF)	
SMAZHC82	82	77.9	86.1	3.0	200	3000	0.25	1	62.2	120	ZIA
SMAZHC91	91	86.5	95.6	2.8	250	3000	0.25	1	69.2	110	ZIB
SMAZHC100	100	95	105	2.5	350	3000	0.25	1	76.0	100	ZIC

Notes: Junction capacitance is measured in $V_R=0\text{V}$, $f=1\text{MHz}$.

ORDERING INFORMATION

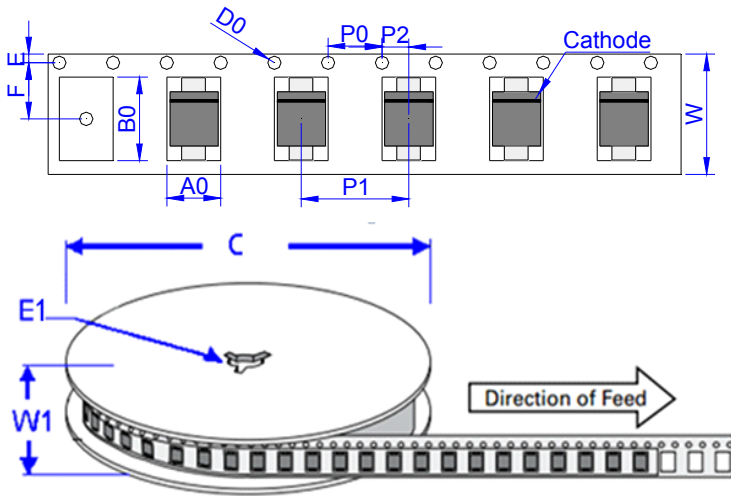


PACKAGE MECHANICAL DATA



Ref.	Dimensions			
	Millimeters		Inches	
	Min.	Max.	Min.	Max.
A	2.60	3.00	0.102	0.118
B	4.15	4.65	0.163	0.183
C	1.25	1.65	0.049	0.065
D	0.95	1.52	0.037	0.060
E	4.90	5.30	0.193	0.209
F	0.051	0.203	0.002	0.008
G	0.15	0.31	0.006	0.012
H	2.00	2.44	0.079	0.096
J	2.00		0.079	
K		2.30		0.091
L	1.80		0.071	

TAPE AND REEL SPECIFICATION-SMA



Ref.	Dimensions	
	Millimeters	Inches
A0	2.79 ± 0.3	0.110 ± 0.012
B0	5.33 ± 0.3	0.210 ± 0.012
C	330.0	13.0
D0	1.55 ± 0.1	0.061 ± 0.004
E	1.75 ± 0.2	0.069 ± 0.008
E1	13.3 ± 0.3	0.524 ± 0.012
F	5.5 ± 0.2	0.217 ± 0.008
P0	4.00 ± 0.2	0.157 ± 0.008
P1	4.00 ± 0.2	0.157 ± 0.008
P2	2.00 ± 0.2	0.079 ± 0.008
W	12.0 ± 0.2	0.472 ± 0.008
W1	15.7 ± 2.0	0.618 ± 0.079

PART No.	UNIT WEIGHT (g/PCS) typ.	REEL (PCS)	PER CARTON (PCS)	DESCRIPTION
SMAZHC Series	0.066	7,500	120,000	13 inch reel pack

RATINGS AND CHARACTERISTICS CURVES (T_A=25°C, unless otherwise noted)

Fig.1 Power dissipation vs lead temperature

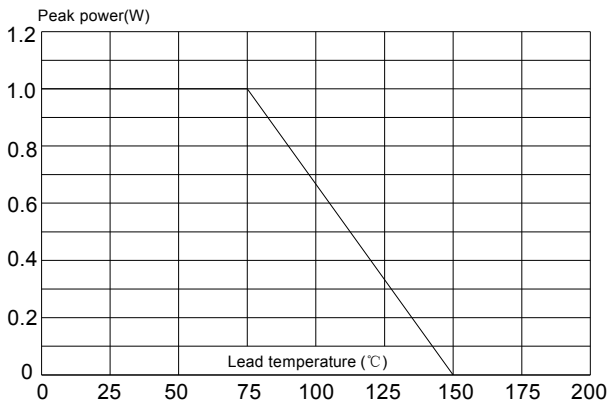


Fig.2 Zener breakdown characteristics

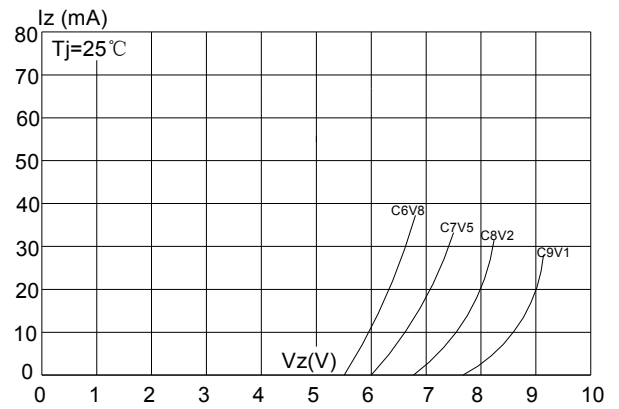


Fig.3 Zener breakdown characteristics

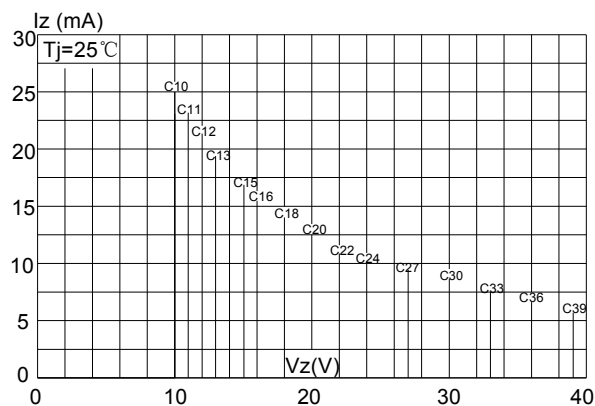


Fig.4 Zener breakdown characteristics

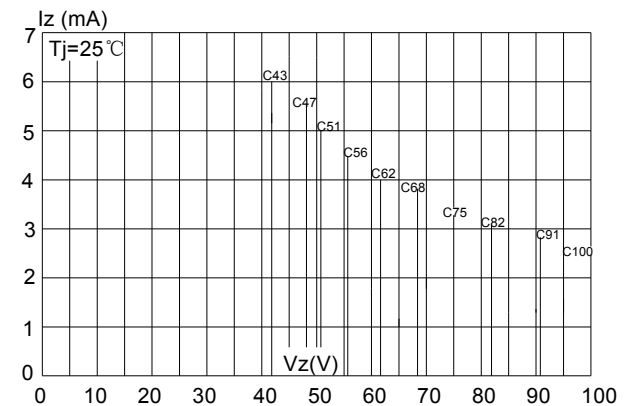
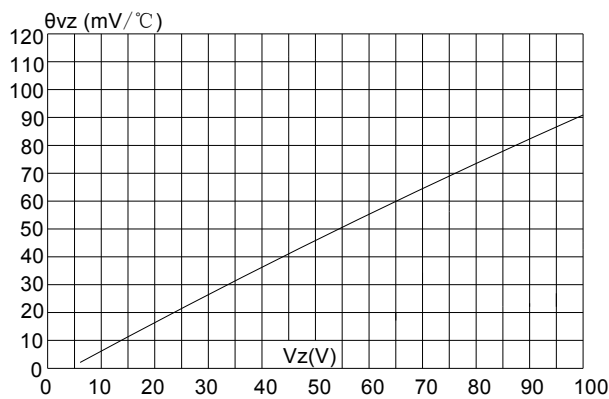


Fig.5 Temperature coefficient vs Zener voltage




Information furnished in this document is believed to be accurate and reliable. However, Jiangsu JieJie Microelectronics Co.,Ltd assumes no responsibility for the consequences of use without consideration for such information nor use beyond it.

Information mentioned in this document is subject to change without notice, apart from that when an agreement is signed, Jiangsu JieJie complies with the agreement.

Products and information provided in this document have no infringement of patents. Jiangsu JieJie assumes no responsibility for any infringement of other rights of third parties which may result from the use of such products and information.

This document is the 4.5th version which is made in 6-July-2021. This document supersedes and replaces all information previously supplied.

 is a registered trademark of Jiangsu JieJie Microelectronics Co.,Ltd.

Copyright ©2021 Jiangsu JieJie Microelectronics Co.,Ltd. Printed All rights reserved.

单击下面可查看定价，库存，交付和生命周期等信息

[>>JW\(捷捷微\)](#)