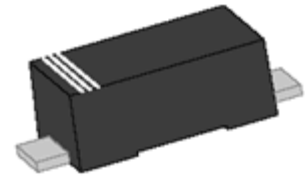


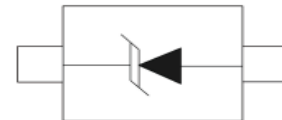


DESCRIPTION:

The JEUxxD1FT series are designed to protect sensitive semiconductor components from damage or upset due to electrostatic discharge (ESD) and other voltage induced transient events.



SOD-123FL



PIN Configuration

FEATURES

- ✧ 3600W to 6800W peak pulse power dissipation at 1.2/50 μ s-8/20 μ s@2 Ω waveform.
- ✧ For small surface mounted applications.
- ✧ Response time is typically <1ns.
- ✧ Low clamping voltage.
- ✧ Low leakage current.
- ✧ RoHS compliant.
- ✧ Meets MSL level 1, per J-STD-020, LF maximum peak of 260 $^{\circ}$ C.
- ✧ Terminal: solder plated, solderable per J-STD-002.

MAIN APPLICATIONS

- ✧ Cell phone handsets and accessories
- ✧ Personal digital assistants (PDA's)
- ✧ Notebooks, desktops, and servers
- ✧ Portable instrumentation

PROTECTION SOLUTION TO MEET

- ✧ IEC61000-4-2 (ESD) \pm 30kV (air), \pm 30kV (contact)
- ✧ IEC61000-4-5 (Lightning) 200A(1.2/50 μ s-8/20 μ s@2 Ω)

MECHANICAL CHARACTERISTICS

- ✧ SOD-123FL package
- ✧ Molding compound flammability rating: UL 94V-0
- ✧ Typical weight: 0.0144g/pcs
- ✧ Lead finish: lead free

ABSOLUTE MAXIMUM RATINGS ($T_A=25^{\circ}\text{C}$, RH=45%-75%, unless otherwise noted)

Parameter	Symbol	Value	Unit
Peak pulse power dissipation at 1.2/50 μs -8/20 μs @2 Ω waveform	P_{PP}	3600 to 6800	W
Peak pulse current at 1.2/50 μs -8/20 μs @2 Ω waveform	I_{PP}	200	A
ESD per IEC 61000-4-2 (Air) ESD per IEC 61000-4-2 (Contact)	V_{ESD}	+/- 30 +/- 30	kV
Lead soldering temperature	T_L	260 (10 sec.)	$^{\circ}\text{C}$
Operating junction temperature range	T_J	-55 to +150	$^{\circ}\text{C}$
Storage temperature range	T_{STG}	-55 to +150	$^{\circ}\text{C}$

ELECTRICAL CHARACTERISTICS ($T_A=25^{\circ}\text{C}$)

Part Number	Marking	V_R	$I_R@V_R$	$V_{BR}@I_T$		I_T	$P_{PP}^{①}$	$V_H^{②}$	$V_C@I_{PP}$	$I_{PP}^{②}$
				min(V)	max(V)					
JEU07D1FT	J07U	7	1.0	8.0	10.0	1	3600	NA	18.0	200
JEU12D1FT	J12U	12	1.0	13.0	15.0	1	5600	NA	28.0	200
JEU15D1FT	J15U	15	1.0	16.5	19.5	1	6000	NA	30.0	200
JEU18D1FT	J18U	18	1.0	19.5	23.5	1	6600	NA	33.0	200
*JEU24D1FT	J24U	24	1.0	25	30.0	1	6800	24	34.0	200

①Peak pulse power dissipation (Surge waveform: 1.2/50 μs -8/20 μs @2 Ω)

②Peak pulse current (Surge waveform: 1.2/50 μs -8/20 μs @2 Ω)

V_R : Stand-off voltage -- Maximum voltage that can be applied

V_C : Clamping voltage -- Peak voltage measured across the suppressor at a specified I_{PP}

V_{BR} : Breakdown voltage

I_R : Reverse leakage current

☆: Products with negative resistance

RATINGS AND V-I CHARACTERISTICS CURVES (T_A=25°C, unless otherwise noted)

FIG.1:V- I curve characteristics (Uni-directional)

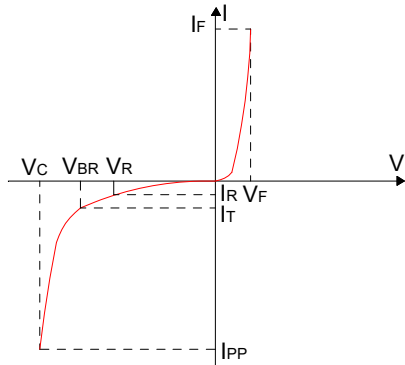


FIG.2:V- I curve characteristics (Uni-directional with negative resistance)

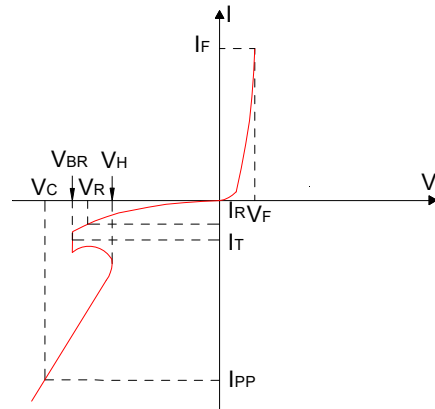


FIG.3: Pulse waveform (1.2/50μs)

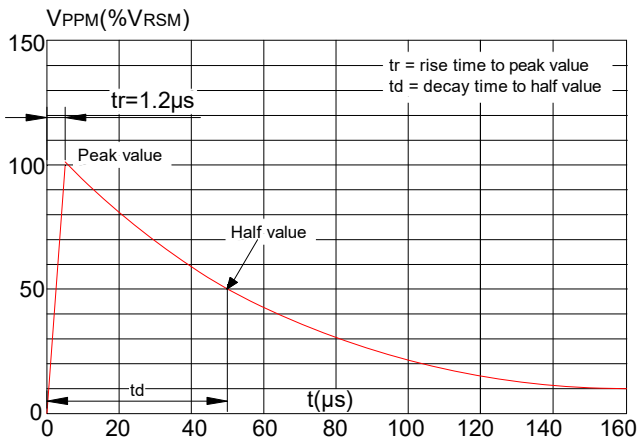


FIG.4: Pulse waveform

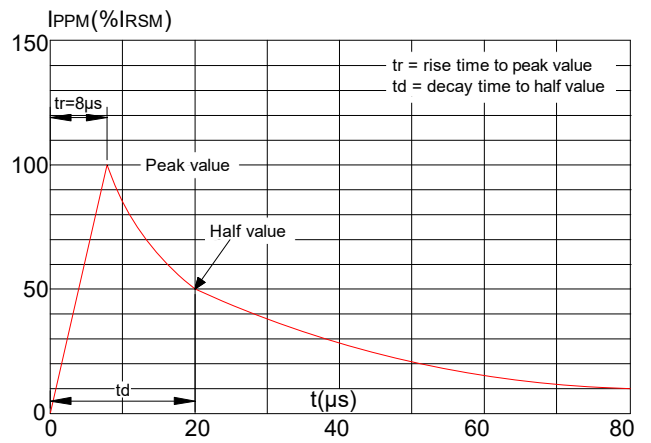


FIG.5: ESD clamping (30kV contact)

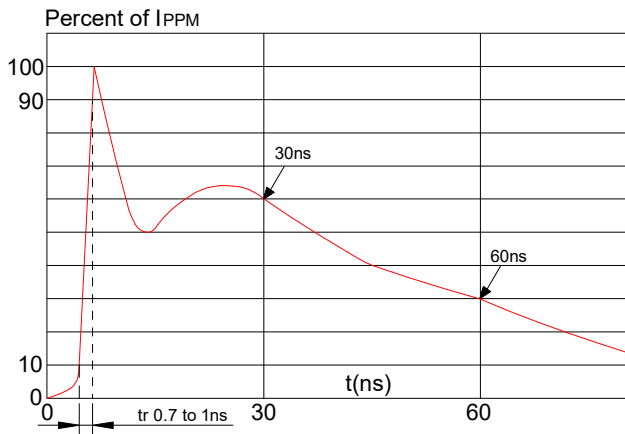
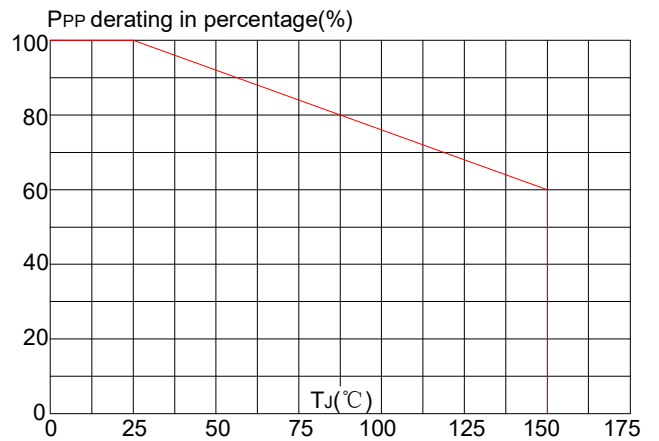
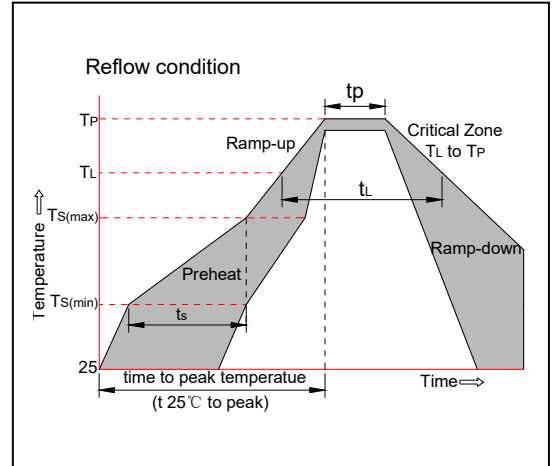


FIG.6: Pulse derating curve

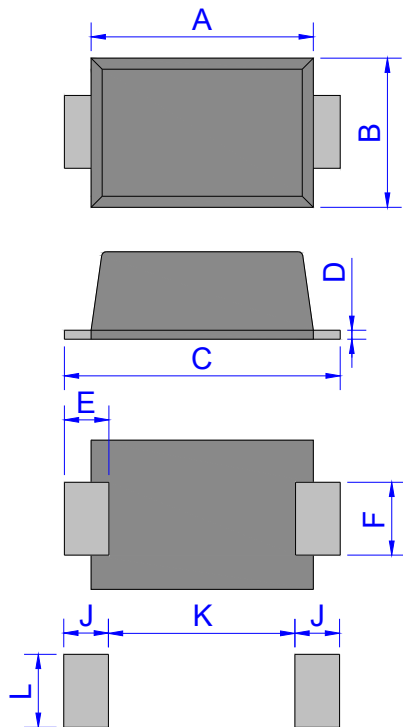


SOLDERING PARAMETERS

Reflow Condition		Pb-Free assembly (see figure at right)
Pre Heat	-Temperature Min ($T_{s(min)}$)	+150°C
	-Temperature Max($T_{s(max)}$)	+200°C
	-Time (Min to Max) (ts)	60-180 secs.
Average ramp up rate (Liquidus Temp (T_L)to peak)		3°C/sec. Max
$T_{s(max)}$ to T_L - Ramp-up Rate		3°C/sec. Max
Reflow	-Temperature(T_L)(Liquidus)	+217°C
	-Temperature(t_L)	60-150 secs.
Peak Temp (T_p)		+260(+0/-5)°C
Time within 5°C of actual Peak Temp (t_p)		20-40secs.
Ramp-down Rate		6°C/sec. Max
Time 25°C to Peak Temp (T_p)		8 min. Max
Do not exceed		+260°C



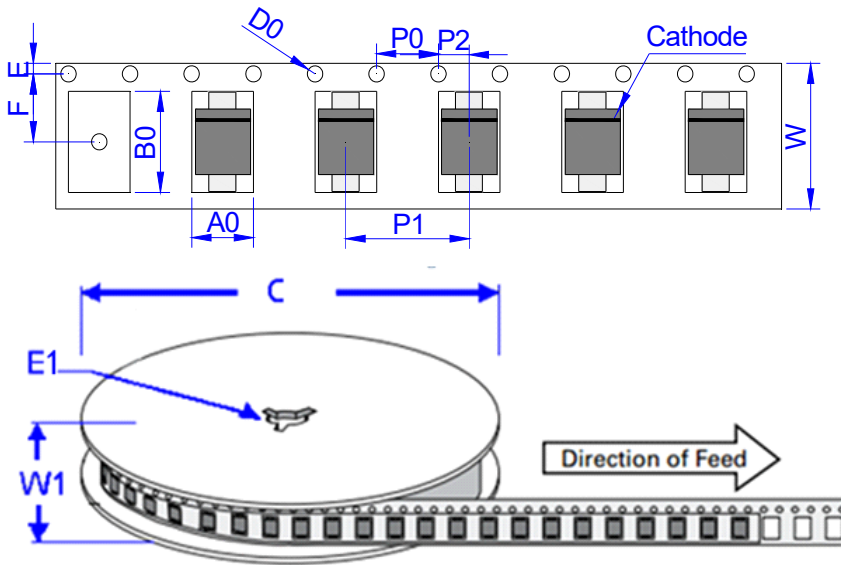
PACKAGE MECHANICAL DATA



SOD-123FL

Ref.	Dimensions			
	Millimeters		Inches	
	Min.	Max.	Min.	Max.
A	2.60	3.00	0.102	0.118
B	1.60	2.00	0.063	0.079
C	3.45	3.95	0.136	0.156
D	0.10	0.25	0.004	0.01
E	0.3	0.9	0.012	0.035
F	0.80	1.20	0.031	0.047
G	0.70	1.00	0.028	0.039
J	1.30		0.051	
K		1.70		0.067
L	1.30		0.051	

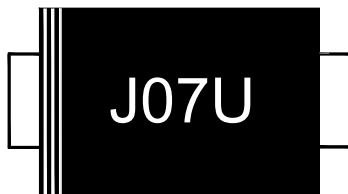
TAPE AND REEL SPECIFICATION-SOD-123FL



Ref.	Dimensions	
	Millimeters	Inches
A0	1.95 ± 0.3	0.077 ± 0.012
B0	3.95 ± 0.3	0.156 ± 0.012
C	178	7.0
D0	1.55 ± 0.1	0.061 ± 0.004
E	1.75 ± 0.2	0.069 ± 0.008
E1	13.3 ± 0.3	0.524 ± 0.012
F	3.50 ± 0.2	0.138 ± 0.008
P0	4.00 ± 0.2	0.157 ± 0.008
P1	4.00 ± 0.2	0.157 ± 0.008
P2	2.00 ± 0.2	0.079 ± 0.008
W	8.0 ± 0.2	0.315 ± 0.008
W1	11.5 ± 1.0	0.453 ± 0.039

PART No	UNIT WEIGHT (g/PCS) typ.	REEL (PCS)	PER CARTON (PCS)	DESCRIPTION
JEUxxD1FT	0.0144	3000	150,000	7 inch reel pack

MARKING CODE



J07U : Device Marking Code

JieJie products are not designed for, and shall not be used for, any purpose (including, without limitation, automotive, military, aerospace, medical, life-saving, life-sustaining or nuclear facility applications, devices intended for surgical implant into the body, or any other application in which the failure or lack of desired operation of the product may result in personal injury, death, or property damage) other than those expressly set forth in applicable JieJie product documentation. Warranties granted by JieJie shall be deemed void for products used for any purpose not expressly set forth in applicable JieJie documentation. JieJie shall not be liable for any claims or damages arising out of products used in applications not expressly intended by JieJie as set forth in applicable JieJie documentation. The sale and use of JieJie products is subject to JieJie terms and conditions of sale, unless otherwise agreed by JieJie.

Information furnished in this document is believed to be accurate and reliable. However, Jiangsu JieJie Microelectronics Co.,Ltd assumes no responsibility for the consequences of use without consideration for such information nor use beyond it.

Information mentioned in this document is subject to change without notice, apart from that when an agreement is signed, Jiangsu JieJie complies with the agreement.

Products and information provided in this document have no infringement of patents. Jiangsu JieJie assumes no responsibility for any infringement of other rights of third parties which may result from the use of such products and information.

This document is the 1.5th version which is made in 13-Apr.-2022. This document supersedes and replaces all information previously supplied.

 is a registered trademark of Jiangsu JieJie Microelectronics Co.,Ltd.

Copyright©2022 Jiangsu JieJie Microelectronics Co.,Ltd. Printed All rights reserved.

单击下面可查看定价，库存，交付和生命周期等信息

[>>JW\(捷捷微\)](#)