

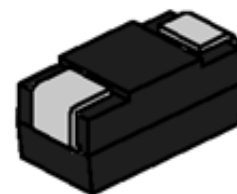


Zener Diodes with Surge Current Specification: SMAZPCxxAU

Rev.1.2

FEATURE

- ✧ Silicon power zener diodes.
- ✧ Low zener impedance.
- ✧ 2500mW rating on FR-4 or FR-5 board.
- ✧ Voltage range includes breakdown voltages from 6.8V to 200V with $\pm 5\%$ for SMAZPCxxAU series.
- ✧ Low profile surface-mount package.
- ✧ Zener and surge current specification.
- ✧ For use in stabilizing and clamping circuits with high power rating.
- ✧ AEC-Q101 qualified.



SMA



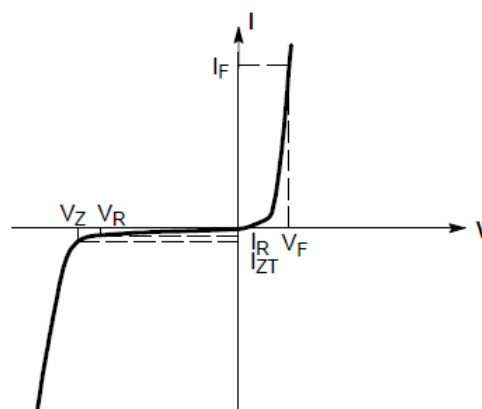
ABSOLUTE MAXIMUM RATINGS AND THERMAL CHARACTERISTICS

Parameter	Symbol	Max Value	Unit
Total power dissipation @75°C	P_D	2500	mW
Thermal resistance junction to ambient (Note1)	$R_{\theta JA}$	200	°C /W
Junction temperature	T_J	150	°C
Storage temperature range	T_S	-55 to+150	°C
Operating temperature range	T_{op}	-55 to+150	°C
Peak pulse power dissipation at 10/1000µs waveform	P_{PP}	400	W

Note1: Mounted on minimum recommended pad layout

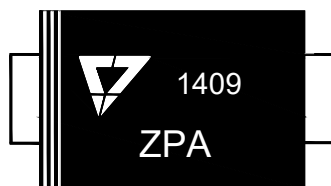
ELECTRICAL CHARACTERISTICS

Symbol	Parameter
V_Z	Reverse zener voltage at I_{zt}
I_{zt}	Reverse current
I_R	Reverse leakage current at V_R
V_R	Reverse voltage
I_F	Forward current
V_F	Forward voltage at I_F



Zener voltage regulator

MARKING



ZPA: Device Marking Code
1409: In ninth week, 2014

SMAZPCxxAU ELECTRICAL CHARACTERISTICS ($T_A=25^\circ\text{C}$ unless otherwise noted)

Maximum $V_F=1.2\text{V}$ at $I_F=200\text{mA}$

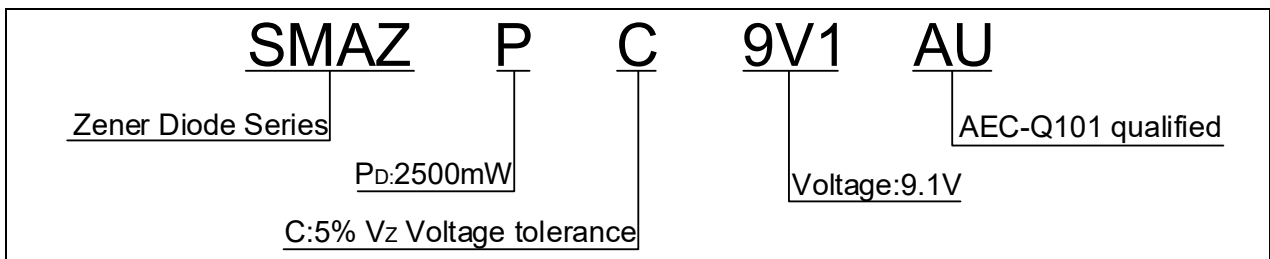
Type number	Zener voltage range at I_{zt}				Maximum zener impedance			Maximum reverse leakage current		Marking code
	Nom (Volts)	Min (Volts)	Max (Volts)	I_{zt} (mA)	Z_{zt} (Ω)	Z_{zk} (Ω)	I_{zk} (mA)	I_R (μA)	V_R (Volts)	
SMAZPC6V8AU	6.8	6.46	7.14	92	2.5	200	1.0	20	5.2	ZPA
SMAZPC7V5AU	7.5	7.13	7.88	83	3.0	400	0.5	10	6.0	ZPB
SMAZPC8V2AU	8.2	7.79	8.61	76	3.5	400	0.5	10	6.5	ZPC
SMAZPC9V1AU	9.1	8.65	9.56	68	4.0	500	0.5	10	7.0	ZPD
SMAZPC10AU	10	9.5	10.5	62.5	4.5	500	0.25	10	8.0	ZPE
SMAZPC11AU	11	10.5	11.6	56.8	5.5	550	0.25	5	8.4	ZPF
SMAZPC12AU	12	11.4	12.6	52	6.5	550	0.25	1	9.1	ZPG
SMAZPC13AU	13	12.4	13.7	48	7.0	550	0.25	1	9.9	ZPH
SMAZPC15AU	15	14.3	15.8	41.6	9.0	600	0.25	1	11.4	ZPI
SMAZPC16AU	16	15.2	16.8	39	10	600	0.25	1	12.2	ZPJ
SMAZPC18AU	18	17.1	18.9	34.7	12	650	0.25	1	13.7	ZPK
SMAZPC20AU	20	19	21	31.2	14	650	0.25	1	15.2	ZPL
SMAZPC22AU	22	20.9	23.1	28.4	17.5	650	0.25	1	16.7	ZPM
SMAZPC24AU	24	22.8	25.2	26	19	700	0.25	1	18.2	ZPN
SMAZPC27AU	27	25.7	28.4	23.1	23	700	0.25	1	20.5	ZPO
SMAZPC30AU	30	28.5	31.5	20.8	26	750	0.25	1	22.8	ZPP
SMAZPC33AU	33	31.4	34.7	19	33	800	0.25	1	25.1	ZPQ
SMAZPC36AU	36	34.2	37.8	17.4	38	850	0.25	1	27.4	ZPR
SMAZPC39AU	39	37.1	41.0	16	45	900	0.25	1	29.7	ZPS
SMAZPC43AU	43	40.9	45.2	14.5	53	950	0.25	1	32.7	ZPT
SMAZPC47AU	47	44.7	49.4	13.3	67	1000	0.25	1	35.8	ZPU
SMAZPC51AU	51	48.5	53.6	12.2	70	1100	0.25	1	38.8	ZPV
SMAZPC56AU	56	53.2	58.8	11.4	86	1300	0.25	1	42.6	ZPW
SMAZPC62AU	62	58.9	65.1	10.1	100	1500	0.25	1	47.1	ZPX
SMAZPC68AU	68	64.6	71.4	9.2	120	1700	0.25	1	51.7	ZPY
SMAZPC75AU	75	71.3	78.8	8.3	140	2000	0.25	1	57.0	ZPZ
SMAZPC82AU	82	77.9	86.1	7.6	160	2200	0.25	1	62.3	ZQA
SMAZPC91AU	91	84.5	95.6	6.9	180	2400	0.25	1	69.2	ZQB

SMAZPCxxAU ELECTRICAL CHARACTERISTICS ($T_A=25^\circ\text{C}$ unless otherwise noted, continued)

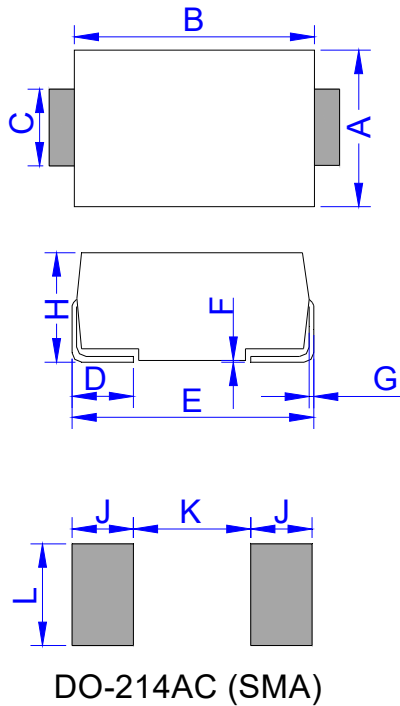
Maximum $V_F=1.2\text{V}$ at $I_F=200\text{mA}$

Type number	Zener voltage range at I_{zt}				Maximum zener impedance			Maximum reverse leakage current		Marking code
	Nom (Volts)	Min (Volts)	Max (Volts)	I_{zt} (mA)	Z_{zt} (Ω)	Z_{zk} (Ω)	I_{zk} (mA)	I_R (μA)	V_R (Volts)	
SMAZPC100AU	100	95	105	6.3	200	2600	0.25	1	76.0	ZQC
SMAZPC110AU	110	105	116	5.7	300	4000	0.25	1	83.6	ZQD
SMAZPC120AU	120	114	126	5.2	380	4500	0.25	1	91.2	ZQE
SMAZPC130AU	130	124	137	4.8	450	5000	0.25	1	98.8	ZQF
SMAZPC150AU	150	143	158	4.2	600	6000	0.25	1	114	ZQG
SMAZPC160AU	160	152	168	3.9	700	6500	0.25	1	122	ZQH
SMAZPC180AU	180	171	189	3.5	900	7000	0.25	1	137	ZQI
SMAZPC200AU	200	190	210	3.1	1200	8000	0.25	1	152	ZQJ

ORDERING INFORMATION

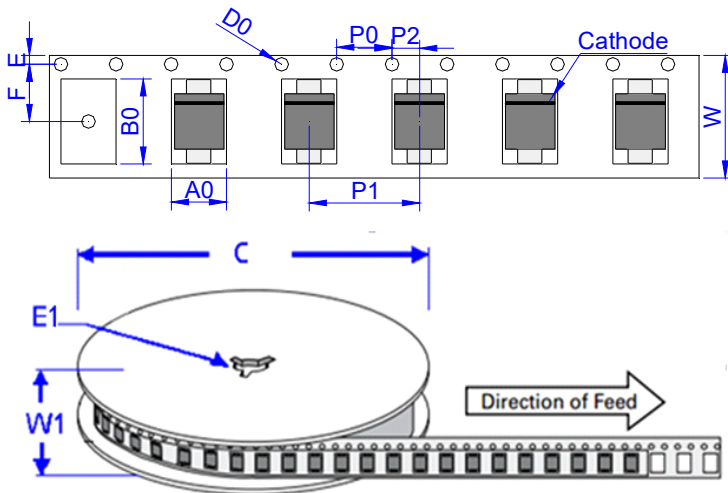


PACKAGE MECHANICAL DATA



Ref.	Dimensions			
	Millimeters		Inches	
	Min.	Max.	Min.	Max.
A	2.60	3.00	0.102	0.118
B	4.15	4.65	0.163	0.183
C	1.25	1.65	0.049	0.065
D	0.95	1.52	0.037	0.060
E	4.90	5.30	0.193	0.209
F	0.051	0.203	0.002	0.008
G	0.15	0.31	0.006	0.012
H	2.00	2.44	0.079	0.096
J	2.00		0.079	
K		2.30		0.091
L	1.80		0.071	

TAPE AND REEL SPECIFICATION-SMA



Ref.	Dimensions	
	Millimeters	Inches
A0	2.79 ± 0.3	0.110 ± 0.012
B0	5.33 ± 0.3	0.210 ± 0.012
C	330.0	13.0
D0	1.55 ± 0.1	0.061 ± 0.004
E	1.75 ± 0.2	0.069 ± 0.008
E1	13.3 ± 0.3	0.524 ± 0.012
F	5.5 ± 0.2	0.217 ± 0.008
P0	4.00 ± 0.2	0.157 ± 0.008
P1	4.00 ± 0.2	0.157 ± 0.008
P2	2.00 ± 0.2	0.079 ± 0.008
W	12.0 ± 0.2	0.472 ± 0.008
W1	15.7 ± 2.0	0.618 ± 0.079

PART No.	UNIT WEIGHT (g/PCS) typ.	REEL (PCS)	PER CARTON (PCS)	DESCRIPTION
SMAZPCxxAU	0.066	7,500	120,000	13 inch reel pack

RATINGS AND CHARACTERISTICS CURVES (T_A=25°C, unless otherwise noted)

Fig.1 Power dissipation vs lead temperature

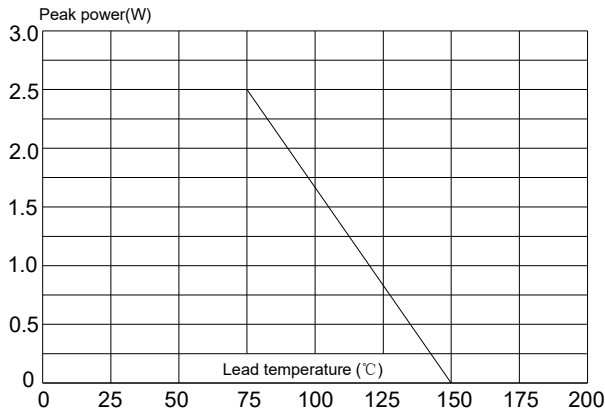


Fig.2 Zener breakdown characteristics

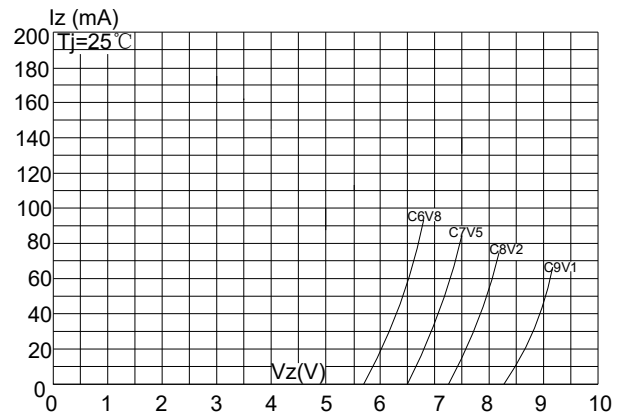


Fig.3 Zener breakdown characteristics

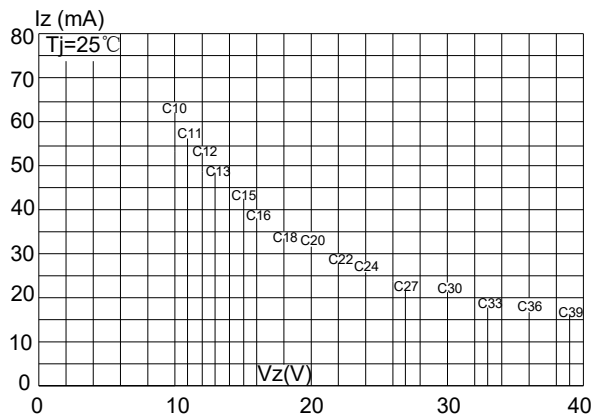


Fig.4 Zener breakdown characteristics

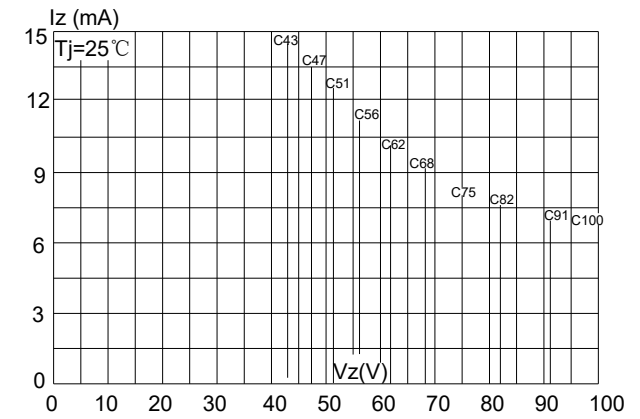
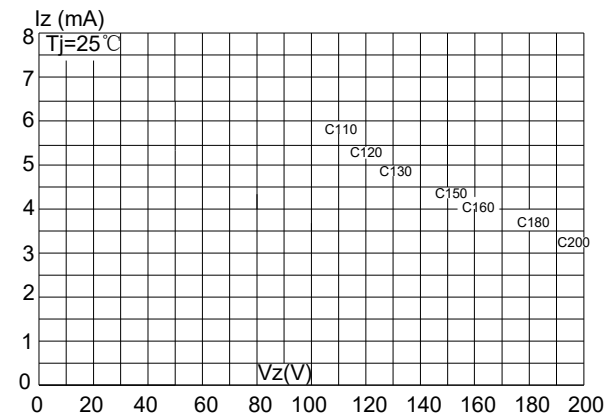


Fig.5 Zener breakdown characteristics




JieJie products are not designed for, and shall not be used for, any purpose (including, without limitation, automotive, military, aerospace, medical, life-saving, life-sustaining or nuclear facility applications, devices intended for surgical implant into the body, or any other application in which the failure or lack of desired operation of the product may result in personal injury, death, or property damage) other than those expressly set forth in applicable JieJie product documentation. Warranties granted by JieJie shall be deemed void for products used for any purpose not expressly set forth in applicable JieJie documentation. JieJie shall not be liable for any claims or damages arising out of products used in applications not expressly intended by JieJie as set forth in applicable JieJie documentation. The sale and use of JieJie products is subject to JieJie terms and conditions of sale, unless otherwise agreed by JieJie.

Information furnished in this document is believed to be accurate and reliable. However, Jiangsu JieJie Microelectronics Co.,Ltd assumes no responsibility for the consequences of use without consideration for such information nor use beyond it.

Information mentioned in this document is subject to change without notice, apart from that when an agreement is signed, Jiangsu JieJie complies with the agreement.

Products and information provided in this document have no infringement of patents. Jiangsu JieJie assumes no responsibility for any infringement of other rights of third parties which may result from the use of such products and information.

This document is the 1.2nd version which is made in 22-Feb.-2022. This document supersedes and replaces all information previously supplied.

 is a registered trademark of Jiangsu JieJie Microelectronics Co.,Ltd.

Copyright©2022 Jiangsu JieJie Microelectronics Co.,Ltd. Printed All rights reserved.

单击下面可查看定价，库存，交付和生命周期等信息

[>>JW\(捷捷微\)](#)