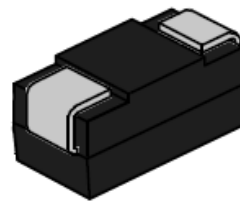




## Zener Diodes with Surge Current Specification: SMBZSC Series Rev.3.4

### FEATURE

- ✧ Silicon power zener diodes.
- ✧ Low zener impedance.
- ✧ 3000mW rating on FR-4 or FR-5 board.
- ✧ Voltage range includes breakdown voltages from 6.8V to 200V with  $\pm 5\%$  for SMBZSC series.
- ✧ Low profile surface-mount package.
- ✧ Zener and surge current specification.
- ✧ For use in stabilizing and clamping circuits with high power rating.



SMB



Symbol

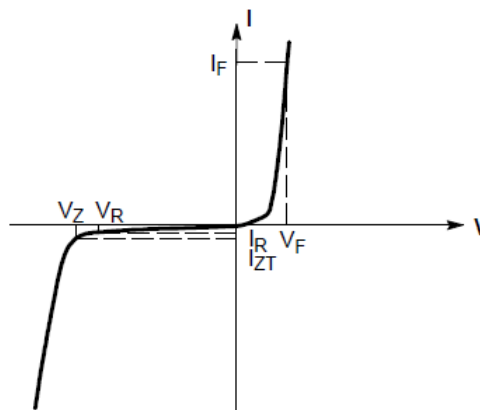
### ABSOLUTE MAXIMUM RATINGS AND THERMAL CHARACTERISTICS

Parameter	Symbol	Max Value	Unit
Total power dissipation @ 75°C	$P_D$	3000	mW
Thermal resistance junction to ambient (Note1)	$R_{\theta JA}$	226	°C/W
Junction temperature	$T_J$	150	°C
Storage temperature range	$T_S$	-55 to+150	°C
Operating temperature range	$T_{op}$	-55 to+150	°C
Peak pulse power dissipation at 10/1000µs waveform	$P_{PP}$	400	W

Note1: Device mounted on FR-4 PCB

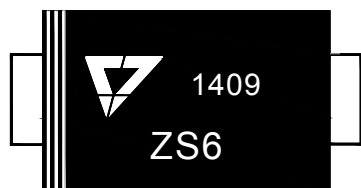
### ELECTRICAL CHARACTERISTICS

Symbol	Parameter
$V_Z$	Reverse zener voltage at $I_{zt}$
$I_{zt}$	Reverse current
$I_R$	Reverse leakage current at $V_R$
$V_R$	Reverse voltage
$I_F$	Forward current
$V_F$	Forward voltage at $I_F$



Zener voltage regulator

## MARKING



ZS6: Device Marking Code  
1409: In ninth week, 2014

SMBZSC ELECTRICAL CHARACTERISTICS ( $T_A=25^\circ\text{C}$  unless otherwise noted)Maximum  $V_F=1.2\text{V}$  at  $I_F=200\text{mA}$ 

Type number	Zener voltage range at $I_{zt}$				Maximum zener impedance			Maximum reverse leakage current		Marking code
	Nom (Volts)	Min (Volts)	Max (Volts)	$I_{zt}$ (mA)	$Z_{zt}$ ( $\Omega$ )	$Z_{zk}$ ( $\Omega$ )	$I_{zk}$ (mA)	$I_R$ ( $\mu\text{A}$ )	$V_R$ (Volts)	
SMBZSC6V8	6.8	6.46	7.14	55.1	2.5	200	1.0	50	4.0	ZS6
SMBZSC7V5	7.5	7.13	7.88	50.0	3.0	400	0.5	25	5.0	ZS7
SMBZSC8V2	8.2	7.79	8.61	45.7	3.5	400	0.5	25	6.0	ZS8
SMBZSC9V1	9.1	8.65	9.56	41.2	4.0	500	0.5	25	7.0	ZS9
SMBZSC10	10	9.5	10.5	37.5	4.5	500	0.25	25	7.6	ZSA
SMBZSC11	11	10.5	11.6	34.1	5.5	550	0.25	5	8.4	ZSB
SMBZSC12	12	11.4	12.6	31.2	6.5	550	0.25	1	9.1	ZSC
SMBZSC13	13	12.4	13.7	28.8	7.0	550	0.25	1	9.9	ZSD
SMBZSC15	15	14.3	15.8	25.0	9.0	600	0.25	1	11.4	ZSE
SMBZSC16	16	15.2	16.8	23.4	10.0	600	0.25	1	12.2	ZSF
SMBZSC18	18	17.1	18.9	20.8	12.0	650	0.25	1	13.7	ZSG
SMBZSC20	20	19.0	21.0	18.7	14.0	650	0.25	1	15.2	ZSH
SMBZSC22	22	20.9	23.1	17.0	17.5	650	0.25	1	16.7	ZSI
SMBZSC24	24	22.8	25.2	15.6	19.0	700	0.25	1	18.2	ZSJ
SMBZSC27	27	25.7	28.4	13.9	23.0	700	0.25	1	20.6	ZSK
SMBZSC30	30	28.5	31.5	12.5	28.0	750	0.25	1	22.5	ZSL
SMBZSC33	33	31.4	34.7	11.4	33.0	800	0.25	1	25.1	ZSM
SMBZSC36	36	34.2	37.8	10.4	38.0	850	0.25	1	27.4	ZSN
SMBZSC39	39	37.1	41.0	9.6	45.0	900	0.25	1	29.7	ZSO
SMBZSC43	43	40.9	45.2	8.7	53.0	950	0.25	1	32.7	ZSP
SMBZSC47	47	44.7	49.4	8.0	67.0	1000	0.25	1	35.8	ZSQ
SMBZSC51	51	48.5	53.6	7.3	70.0	1100	0.25	1	38.8	ZSR
SMBZSC56	56	53.2	58.8	6.7	86.0	1300	0.25	1	42.6	ZSS
SMBZSC62	62	58.9	65.1	6.0	100	1500	0.25	1	47.1	ZST
SMBZSC68	68	64.6	71.4	5.5	120	1700	0.25	1	51.7	ZSU
SMBZSC75	75	71.3	78.8	5.0	140	2000	0.25	1	57.0	ZSV
SMBZSC82	82	77.9	86.1	4.6	160	2500	0.25	1	62.2	ZSW
SMBZSC91	91	86.5	95.6	4.1	200	3000	0.25	1	69.2	ZSX

## SMBZSC ELECTRICAL CHARACTERISTICS (T<sub>A</sub>=25°C unless otherwise noted, continued)

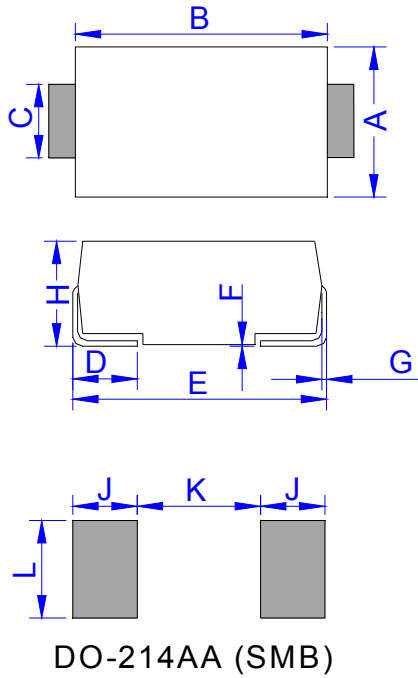
Maximum V<sub>F</sub>=1.2V at I<sub>F</sub>=200mA

Type number	Zener voltage range at I <sub>zt</sub>				Maximum zener impedance			Maximum reverse leakage current		Marking code
	Nom (Volts)	Min (Volts)	Max (Volts)	I <sub>zt</sub> (mA)	Z <sub>zt</sub> (Ω)	Z <sub>zk</sub> (Ω)	I <sub>zk</sub> (mA)	I <sub>R</sub> (μA)	V <sub>R</sub> (Volts)	
SMBZSC100	100	95	105	3.7	250	3100	0.25	1	76.0	ZSY
SMBZSC110	110	105	116	3.4	300	4000	0.25	1	83.6	ZSZ
SMBZSC120	120	114	126	3.1	380	4500	0.25	1	91.2	ZVA
SMBZSC130	130	124	137	2.9	450	5000	0.25	1	98.8	ZVB
SMBZSC150	150	143	158	2.5	600	6000	0.25	1	114	ZVC
SMBZSC160	160	152	168	2.3	700	6500	0.25	1	122	ZVD
SMBZSC180	180	171	189	2.1	900	7000	0.25	1	137	ZVE
SMBZSC200	200	190	210	1.9	1200	8000	0.25	1	152	ZVF

## ORDERING INFORMATION

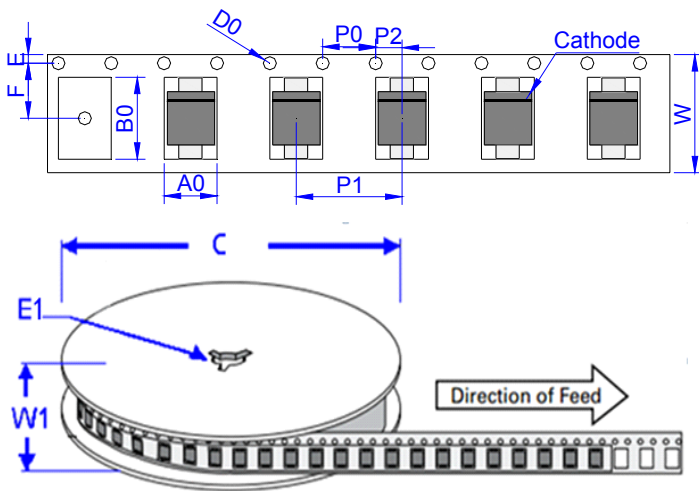
<p><b>SMBZ</b></p> <p>Zener Diode Series</p>	<p><b>S</b></p> <p>P<sub>D</sub>:3000mW</p>	<p><b>C</b></p> <p>C:5% V<sub>Z</sub> Voltage tolerance</p>	<p><b>9V1</b></p> <p>Voltage:9.1V</p>
--	---	---	---------------------------------------

## PACKAGE MECHANICAL DATA



Ref.	Dimensions			
	Millimeters		Inches	
	Min.	Max.	Min.	Max.
A	3.30	3.94	0.130	0.155
B	4.30	4.80	0.169	0.189
C	1.90	2.20	0.075	0.087
D	0.95	1.52	0.037	0.060
E	5.20	5.60	0.205	0.220
F	0.051	0.203	0.002	0.008
G	0.15	0.31	0.006	0.012
H	2.10	2.40	0.083	0.094
J	2.20		0.087	
K		2.60		0.102
L	2.30		0.091	

## TAPE AND REEL SPECIFICATION-SMB



Ref.	Dimensions	
	Millimeters	Inches
A0	3.76 ± 0.3	0.148 ± 0.012
B0	5.69 ± 0.3	0.224 ± 0.012
C	330.0	13.0
D0	1.55 ± 0.1	0.061 ± 0.004
E	1.75 ± 0.2	0.069 ± 0.008
E1	13.3 ± 0.3	0.524 ± 0.012
F	5.5 ± 0.2	0.217 ± 0.008
P0	4.00 ± 0.2	0.157 ± 0.008
P1	8.00 ± 0.2	0.3145 ± 0.008
P2	2.00 ± 0.2	0.079 ± 0.008
W	12.0 ± 0.2	0.472 ± 0.008
W1	15.7 ± 2.0	0.618 ± 0.079

PART No.	UNIT WEIGHT (g/PCS) typ.	REEL (PCS)	PER CARTON (PCS)	DESCRIPTION
SMBZSC Series	0.098	3,000	48,000	13 inch reel pack

## RATINGS AND CHARACTERISTICS CURVES (T<sub>A</sub>=25°C, unless otherwise noted)

Fig.1 Power dissipation vs lead temperature

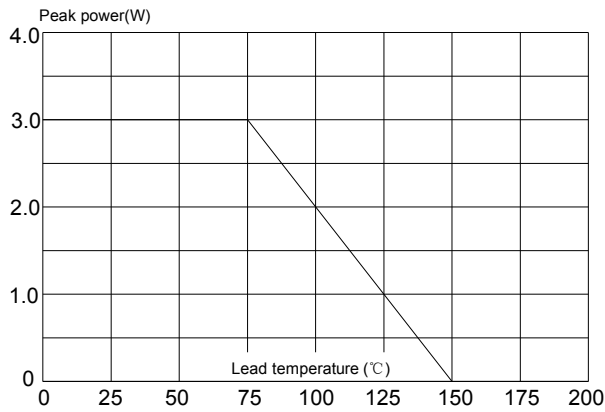


Fig.2 Zener breakdown characteristics

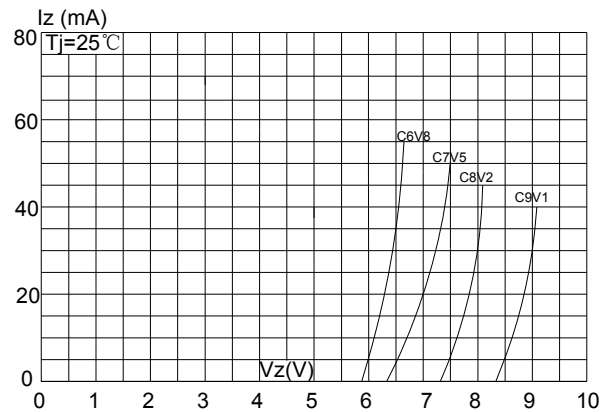


Fig.3 Zener breakdown characteristics

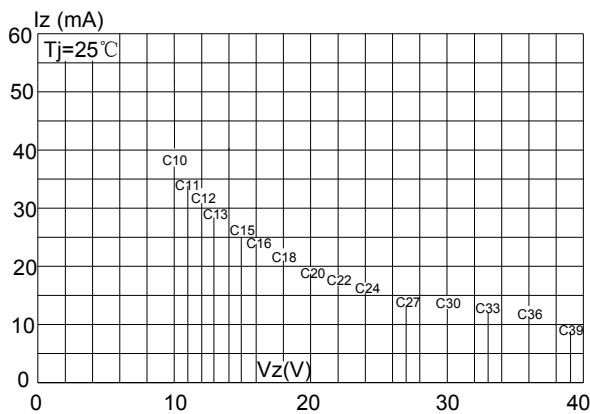


Fig.4 Zener breakdown characteristics

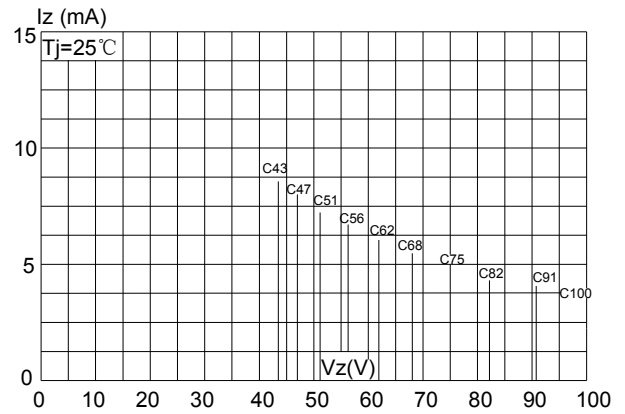
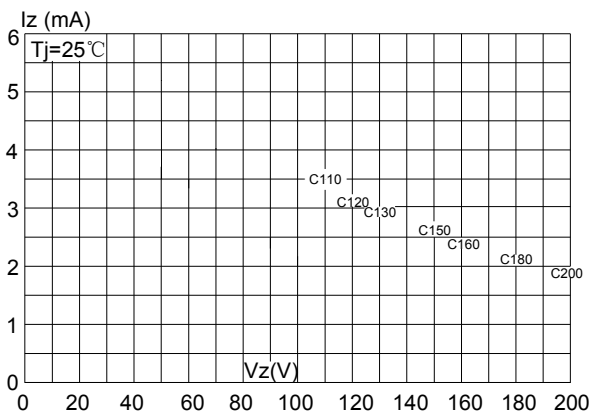


Fig.5 Zener breakdown characteristics




Information furnished in this document is believed to be accurate and reliable. However, Jiangsu JieJie Microelectronics Co.,Ltd assumes no responsibility for the consequences of use without consideration for such information nor use beyond it.

Information mentioned in this document is subject to change without notice, apart from that when an agreement is signed, Jiangsu JieJie complies with the agreement.

Products and information provided in this document have no infringement of patents. Jiangsu JieJie assumes no responsibility for any infringement of other rights of third parties which may result from the use of such products and information.

This document is the 3.4th version which is made in 14-Oct.-2021. This document supersedes and replaces all information previously supplied.

 is a registered trademark of Jiangsu JieJie Microelectronics Co.,Ltd.

Copyright©2021 Jiangsu JieJie Microelectronics Co.,Ltd. Printed All rights reserved.

单击下面可查看定价，库存，交付和生命周期等信息

[>>JW\(捷捷微\)](#)