



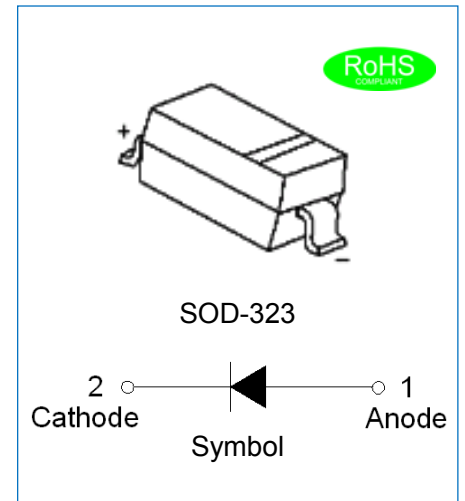
JSPD0340A

0.35A Schottky Barrier Rectifier

Rev.1.0

DESCRIPTION

- ✧ Plastic package has underwriters laboratories flammability classification 94V-0
- ✧ For surface mounted applications in order to optimize board space
- ✧ Lead free in compliance with EU RoHS 2011/65/EU directive
- ✧ For use in low voltage, high frequency inverters
- ✧ Free wheeling, and polarity protection applications
- ✧ Negligible reverse recovery time



MECHANICAL DATA

- ✧ Case: JEDEC SOD-323 molded plastic
- ✧ Terminals: Solder plated, solderable per MIL-STD-750, method 2026
- ✧ Polarity: Color band denotes cathode end

ABSOLUTE MAXIMUM RATING

(Rating at 25°C ambient temperature unless otherwise specified.)

Parameter	Symbol	JSPD0340A	Unit
Maximum repetitive peak reverse voltage	V_{RRM}	40	V
Maximum RMS voltage	V_{RMS}	28	V
Maximum DC blocking voltage	V_{DC}	40	V
Maximum average forward current	$I_{F(AV)}$	0.35	A
Peak forward surge current: 8.3ms single half sine-wave superimposed on rated load	I_{FSM}	2	A
Operating junction temperature range	T_j	-55 to +125	°C
Storage temperature range	T_{stg}	-55 to +150	°C

ELECTRICAL CHARACTERISTICS

(Rating at 25°C ambient temperature unless otherwise specified.)

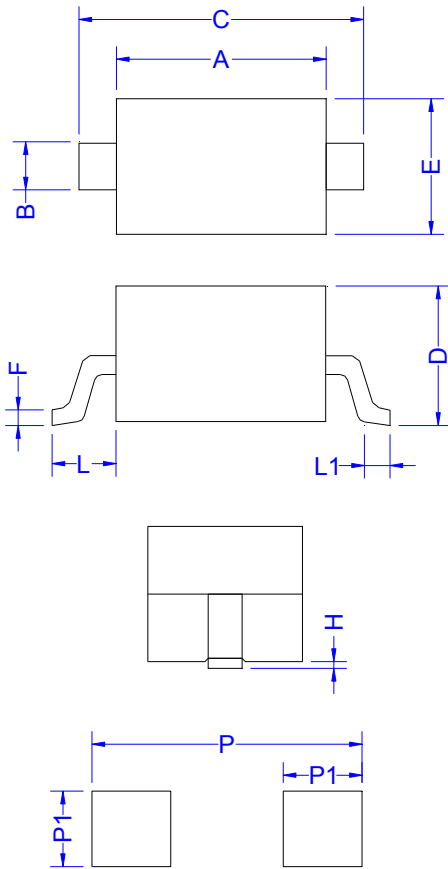
Parameter		Symbol	Min	Typ	Max	Unit
Reverse breakdown voltage	$I_R=0.1\text{mA}$	V_{BR}	40			V
Forward voltage	$I_F=20\text{mA}$	V_F			0.37	V
	$I_F=200\text{mA}$				0.60	
Reverse current	$V_R=30\text{V}$	I_R			5	μA
Reverse recovery time	$I_F=I_R=200\text{mA}$ $I_{rr}=0.1I_R, R_L=100\Omega$	t_{rr}		10		ns
Junction capacitance	$V_R=0\text{V}, f=1\text{MHz}$	C_J			50	pF

THERMAL RESISTANCES

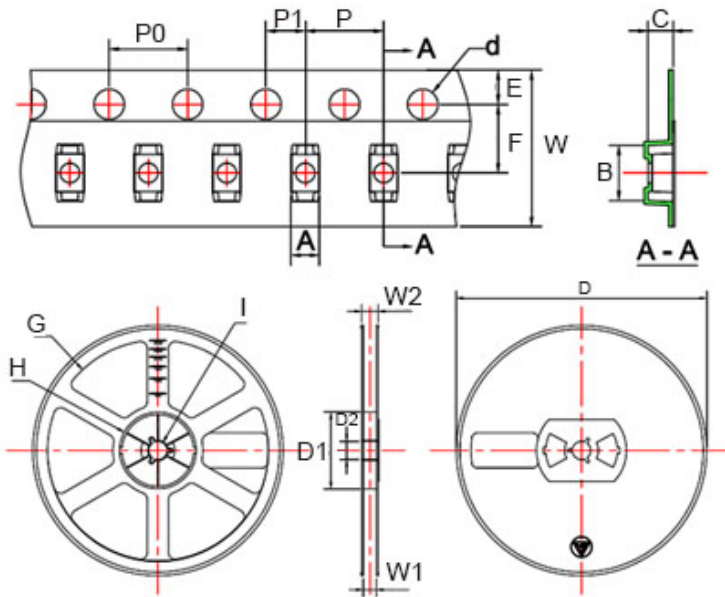
Symbol	Parameter	JSPD0340A	Unit
$R_{th(j-a)}$	Junction to ambient	500	$^{\circ}\text{C/W}$

MARKING

Part Number	Marking Code
JSPD0340A	

PACKAGE MECHANICAL DATA

Land Pattern

Symbol	Millimeter		Inches	
	Min	Max	Min	Max
A	1.60	1.80	0.063	0.071
B	0.25	0.35	0.010	0.014
C	2.50	2.70	0.098	0.106
D	0.00	1.00	0.000	0.039
E	1.20	1.40	0.047	0.055
F	0.08	0.15	0.003	0.006
L	0.475REF		0.019REF	
L1	0.25	0.40	0.010	0.016
H	0.00	0.10	0.000	0.004
P	3.00		0.118	
P1	0.80		0.031	

TAPE AND REEL INFORMATION-SOD-323


Symbol	Millimeters	Inches
A	1.46±0.05	0.057±0.002
B	2.90±0.05	0.114±0.002
C	1.25±0.05	0.049±0.002
d	∅1.50±0.1	∅0.059±0.004
E	1.75±0.1	0.069±0.004
F	3.50±0.1	0.138±0.004
P0	4.0±0.1	0.157±0.004
P	4.0±0.1	0.157±0.004
P1	2.0±0.1	0.079±0.004
W	8.00 ^{+0.3} _{-0.1}	0.315 ^{+0.012} _{-0.004}
D	∅178.0±2	∅7.008±0.079
D1	54.40±1	2.142±0.039
D2	13.0±1	0.512±0.039
G	R78.0±1	R3.071±0.039
H	R25.60±1	R1.008±0.039
I	R6.50±1	R0.256±0.039
W1	9.50±1	0.374±0.039
W2	12.30±1	0.484±0.039

Packaging description:

SOD-323 parts are shipped in tape. The carrier tape is made from a dissipative(carbon filled) polycarbonate resin. The cover tape is a multilayer film(heat activated adhesive in nature)primarily composed of polyester film, adhesive layer, sealant, and anti-static sprayed agent. The reels are blue in color and made of recyclable plastic.

ORDERING INFORMATION

OUTLINE	Package	Reel Size	Quantity Per Reel
TAPING	SOD-323	7 Inch	3,000 pcs



Information furnished in this document is believed to be accurate and reliable. However, Jiangsu JieJie Microelectronics Co.,Ltd assumes no responsibility for the consequences of use without consideration for such information nor use beyond it.

Information mentioned in this document is subject to change without notice, apart from that when an agreement is signed, Jiangsu JieJie complies with the agreement.

Products and information provided in this document have no infringement of patents. Jiangsu JieJie assumes no responsibility for any infringement of other rights of third parties which may result from the use of such products and information.

This document is the first version which is made in 14-Oct.-2020. This document supersedes and replaces all information previously supplied.

 is a registered trademark of Jiangsu JieJie Microelectronics Co.,Ltd.

Copyright ©2020 Jiangsu JieJie Microelectronics Co.,Ltd. Printed All rights reserved.

单击下面可查看定价，库存，交付和生命周期等信息

[>>JW\(捷捷微\)](#)