

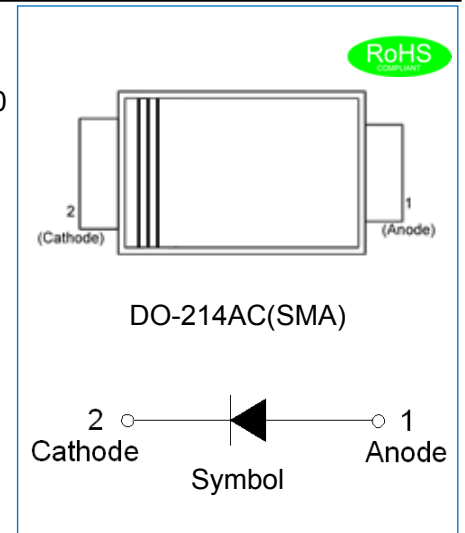


## ES1A~ES1M SUPER FAST RECOVERY RECTIFIER

Rev.3.1

### DESCRIPTION:

- ✧ Plastic package has underwriters laboratory flammability classification 94V-0
- ✧ For surface mounted applications in order to optimize board space
- ✧ Glass passivated chip junction
- ✧ Lead free in comply with EU RoHS 2011/65/EU directives
- ✧ Super fast recovery time



### MECHANICAL DATA

- ✧ Case: JEDEC DO-214AC molded plastic
- ✧ Terminals: Solder plated, solderable per J-STD-002
- ✧ Polarity: Color band denotes cathode end
- ✧ Weight: 0.06599 gram

### ABSOLUTE MAXIMUM RATING AND ELECTRICAL CHARACTERISTICS

(Rating at 25°C ambient temperature unless otherwise specified.)

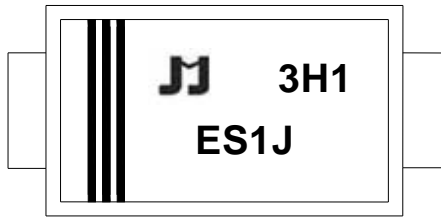
Parameter	Symbol	ES1A	ES1B	ES1D	ES1G	ES1J	ES1M	Unit
Maximum repetitive peak reverse voltage	$V_{RRM}$	50	100	200	400	600	1000	V
Maximum RMS voltage	$V_{RMS}$	35	70	140	280	420	700	V
Maximum DC blocking voltage	$V_{DC}$	50	100	200	400	600	1000	V
Maximum average forward current at $T_L=110^\circ\text{C}$	$I_{F(AV)}$	1.0						A
Peak forward surge current: 8.3ms single half sine-wave superimposed on rated load	$I_{FSM}$	30						A
Maximum forward voltage @ $I_F=1.0\text{A}$	$V_F$	0.95		1.3		1.7	2.4	V
Maximum DC reverse current at rated DC blocking voltage	$T_j=25^\circ\text{C}$	5						$\mu\text{A}$
	$T_j=150^\circ\text{C}$	200						$\mu\text{A}$
Typical junction capacitance $V_R=4.0\text{V}$ , $f=1\text{MHz}$	$C_J$	15		10				pF
Maximum reverse recovery time $I_F=0.5\text{A}$ , $I_R=1\text{A}$ , $I_{rr}=0.25\text{A}$	$t_{rr}$	35						ns
Operating junction and storage temperature range	$T_j, T_{stg}$	-55 to +150						$^\circ\text{C}$

**THERMAL RESISTANCES**

Symbol	Parameter	ES1A	ES1B	ES1D	ES1G	ES1J	ES1M	Unit
$R_{th(j-c)}$	Junction to case (Note1)	20						$^{\circ}C/W$

Note1: Thermal resistance from junction to case mounted on P.C.B. with 5.0 mm x 5.0 mm copper pad areas.

**MARKING**



E	Super Fast Recovery Rectifier
S	Surface Mount
1	$I_{F(AV)}=1.0A$
J	$V_{RRM}:600V$

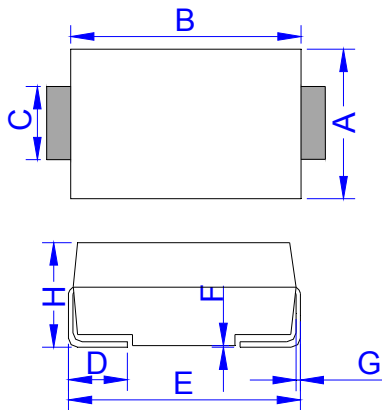
xH1: Month, 1、2、3 ~ 9、A、B、C

3x1:

2018	2019	2020	2021	2022	2023	2024
H	I	J	K	L	M	N
2025	2026	2027	2028	2029	2030	...
O	P	Q	R	S	T	...

3Hx: Batch number

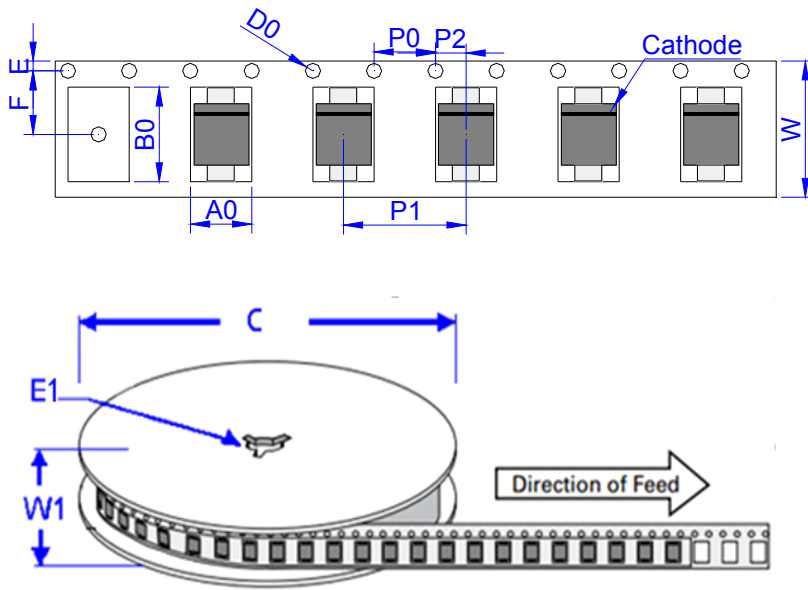
**PACKAGE MECHANICAL DATA**



DO-214AC (SMA)

Ref.	Dimensions			
	Millimeters		Inches	
	Min.	Max.	Min.	Max.
A	2.18	2.90	0.086	0.114
B	3.99	4.57	0.157	0.180
C	1.10	2.21	0.043	0.087
D	0.76	1.52	0.030	0.060
E	4.70	5.69	0.185	0.224
F		0.203		0.008
G	0.152	0.305	0.006	0.012
H	1.70	2.45	0.067	0.096

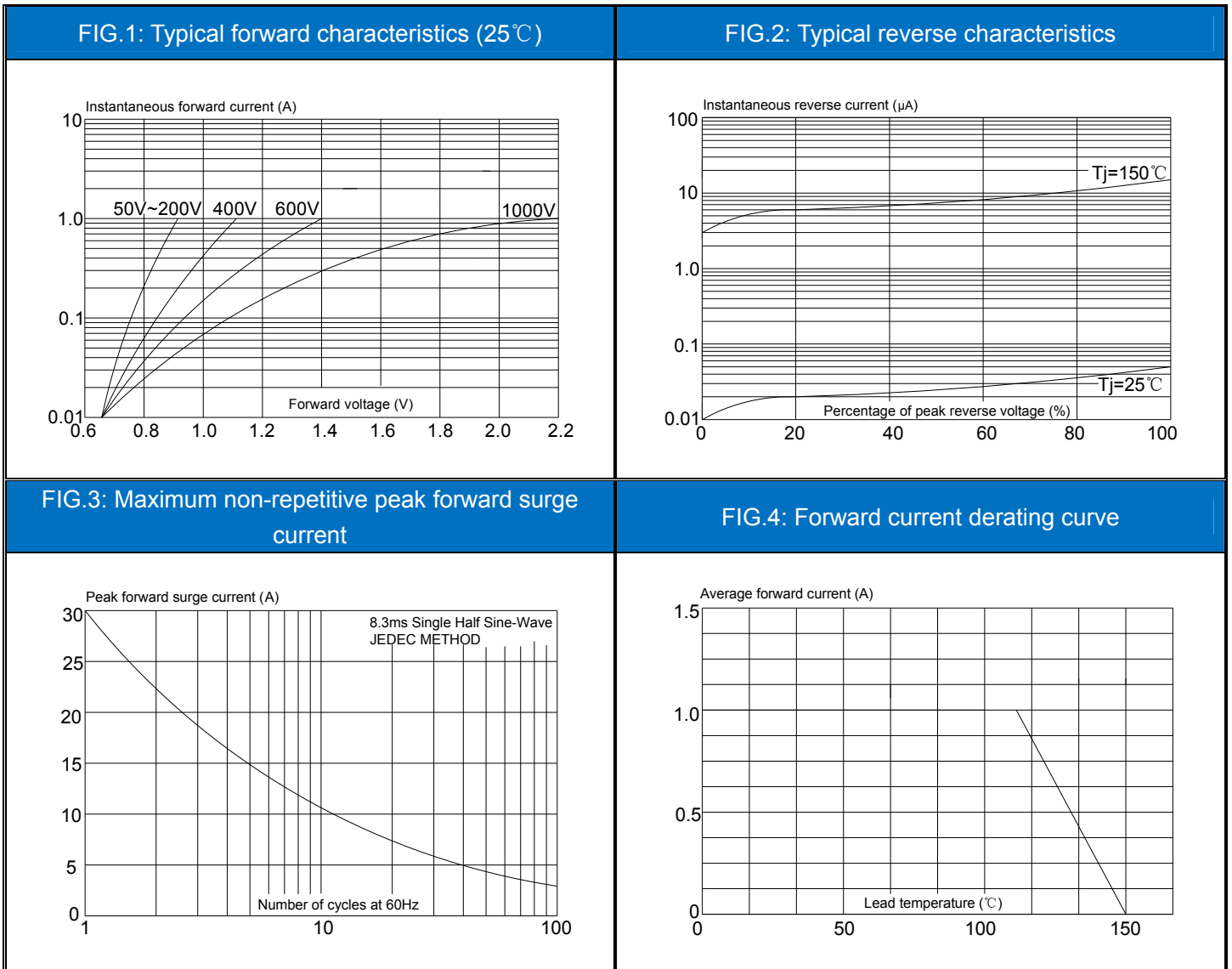
TAPE AND REEL SPECIFICATION-SMA



Ref.	Dimensions	
	Millimeters	Inches
A0	2.79 ± 0.3	0.110 ± 0.012
B0	5.33 ± 0.3	0.210 ± 0.012
C	330.0	13.0
D0	1.55 ± 0.1	0.061 ± 0.004
E	1.75 ± 0.2	0.069 ± 0.008
E1	13.3 ± 0.3	0.524 ± 0.012
F	5.5 ± 0.2	0.217 ± 0.008
P0	4.00 ± 0.2	0.157 ± 0.008
P1	4.00 ± 0.2	0.157 ± 0.008
P2	2.00 ± 0.2	0.079 ± 0.008
W	12.0 ± 0.2	0.472 ± 0.008
W1	15.7 ± 2.0	0.618 ± 0.079

OUTLINE	UNIT WEIGHT (g/PCS) typ.	REEL (PCS)	PER CARTON (PCS)	REEL DIAMETERS (mm)
TAPING	0.06599	7,500	120,000	330

CHARACTERISTICS CURVE



Information furnished in this document is believed to be accurate and reliable. However, Jiangsu JieJie Microelectronics Co.,Ltd assumes no responsibility for the consequences of use without consideration for such information nor use beyond it.

Information mentioned in this document is subject to change without notice, apart from that when an agreement is signed, Jiangsu JieJie complies with the agreement.

Products and information provided in this document have no infringement of patents. Jiangsu JieJie assumes no responsibility for any infringement of other rights of third parties which may result from the use of such products and information.

This document is the 3.1st version which is made in 20-May-2021. This document supersedes and replaces all information previously supplied.

 is a registered trademark of Jiangsu JieJie Microelectronics Co.,Ltd.

Copyright©2021 Jiangsu JieJie Microelectronics Co.,Ltd. Printed All rights reserved.