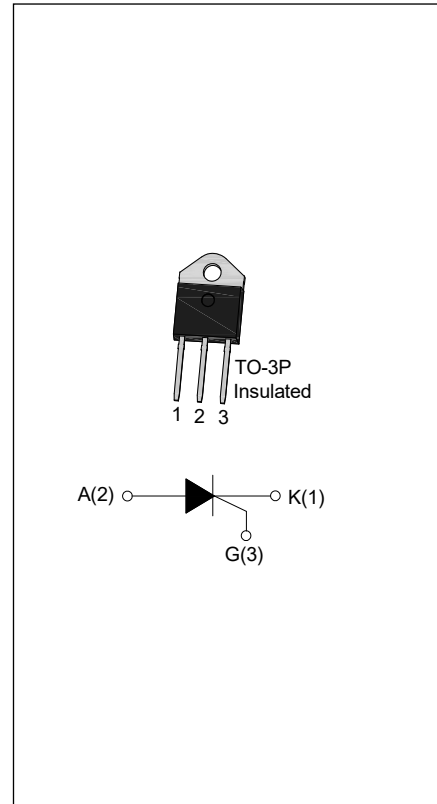




DESCRIPTION:

With high ability to withstand the shock loading of large current, JCT1275Z SCRs provide high dv/dt rate with high frequency noise immunity. Products are especially recommended for use on solid state relay, motorcycle, power charger, T-tools etc. From all three pins to external heatsink, JCT1275Z provide an insulation voltage of 2500 V_{RMS}, complying with UL standards (File ref: E252906). Package TO-3P is RoHS compliant. (2011/65/EU)



MAIN FEATURES

Symbol	Value	Unit
$I_{T(RMS)}$	75	A
V_{DRM} / V_{RRM}	1200	V
I_{GT}	10~80	mA

ABSOLUTE MAXIMUM RATINGS

Parameter		Symbol	Value	Unit
Storage junction temperature range		T_{stg}	-40-150	°C
Operating junction temperature range		T_j	-40-125	°C
Repetitive peak off-state voltage($T_j=25^\circ\text{C}$)		V_{DRM}	1200	V
Repetitive peak reverse voltage($T_j=25^\circ\text{C}$)		V_{RRM}	1200	V
Non repetitive surge peak Off-state voltage		V_{DSM}	$V_{DRM} + 100$	V
Non repetitive peak reverse voltage		V_{RSM}	$V_{RRM} + 100$	V
RMS on-state current	TO-3P(Ins) ($T_C=60^\circ\text{C}$)	$I_{T(RMS)}$	75	A
Non repetitive surge peak on-state current (tp=10ms)		I_{TSM}	800	A
I^2t value for fusing (tp=10ms)		I^2t	3200	A ² s
Critical rate of rise of on-state current ($I_G=2 \times I_{GT}$)		dI/dt	150	A/μs

Peak gate current	I _{GM}	4	A
Average gate power dissipation	P _{G(AV)}	1	W
Peak gate power	P _{GM}	5	W

ELECTRICAL CHARACTERISTICS ($T_j=25^{\circ}\text{C}$ unless otherwise specified)

Symbol	Test Condition	Value			Unit
		MIN.	TYP.	MAX.	
I _{GT}	V _D =12V R _L =33Ω	10	-	80	mA
V _{GT}		-	-	1.3	V
V _{GD}	V _D =V _{DRM} T _j =125°C R _L =3.3KΩ	0.2	-	-	V
I _L	I _G =1.2I _{GT}	-	-	150	mA
I _H	I _T =1A	-	-	120	mA
dv/dt	V _D =2/3V _{DRM} Gate Open T _j =125°C	700	-	-	V/μs

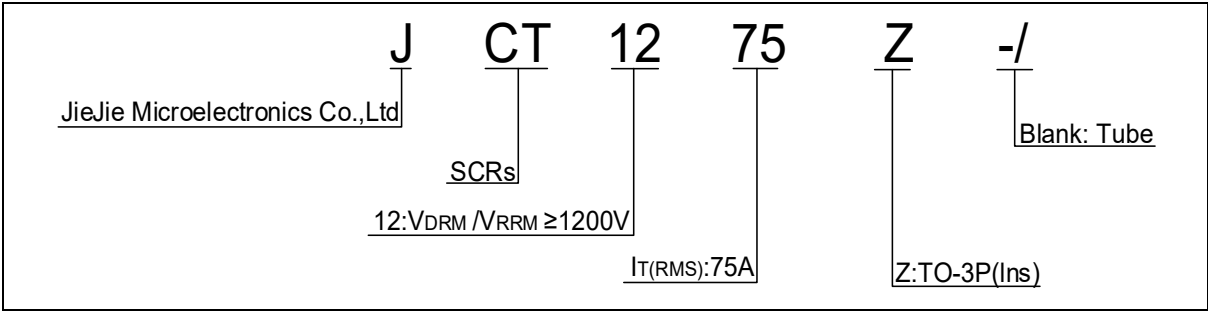
STATIC CHARACTERISTICS

Symbol	Parameter		Value(MAX)	Unit
V _{TM}	I _{TM} =100A t _p =380μs	T _j =25°C	1.5	V
I _{DRM}	V _D =V _{DRM} V _R =V _{R_{RRM}}	T _j =25°C	50	μA
I _{R_{RRM}}		T _j =125°C	10	mA

THERMAL RESISTANCES

Symbol	Parameter		Value	Unit
R _{th(j-c)}	junction to case(AC)	TO-3P(Ins)	0.60	°C/W

ORDERING INFORMATION



MARKING

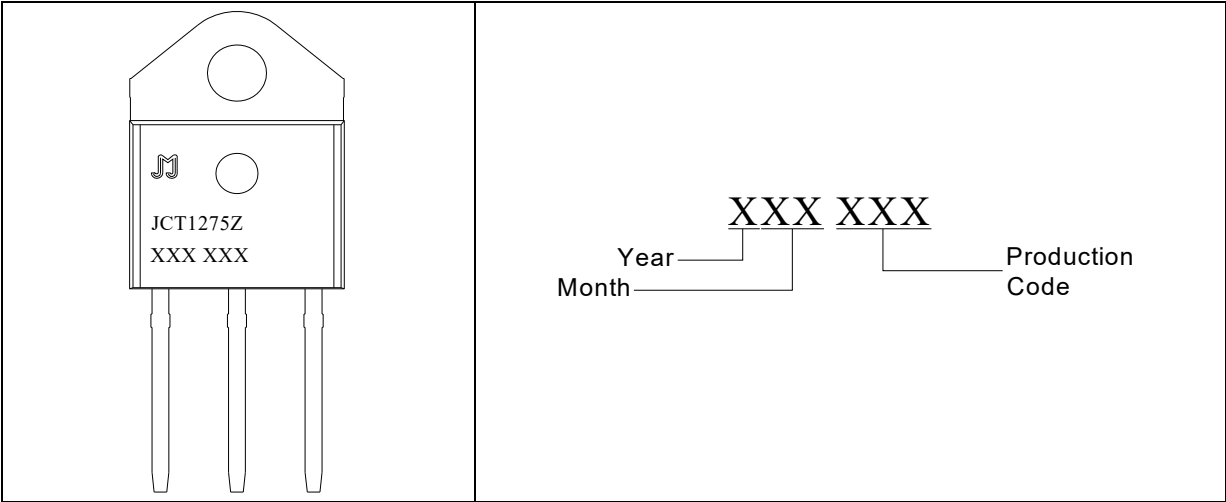


FIG.1: Maximum power dissipation versus RMS on-state current

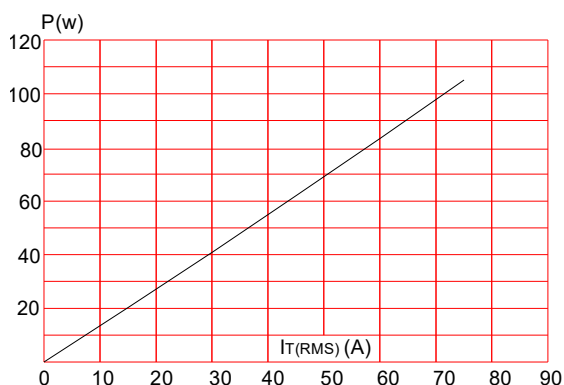


FIG.2: RMS on-state current versus case temperature

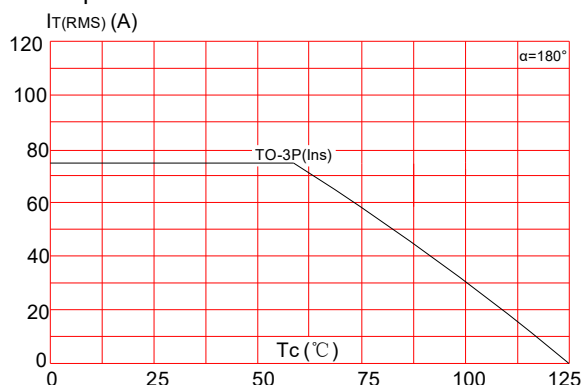


FIG.3: Surge peak on-state current versus number of cycles

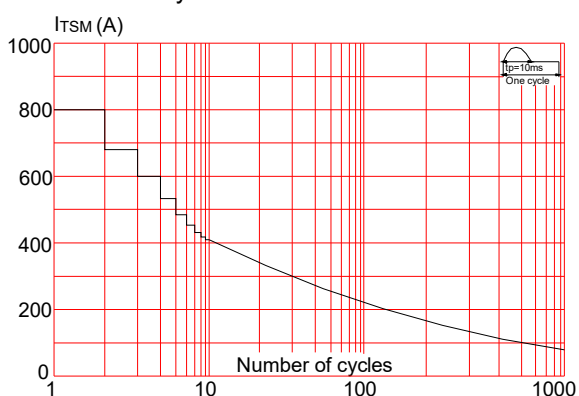


FIG.4: On-state characteristics (maximum values)

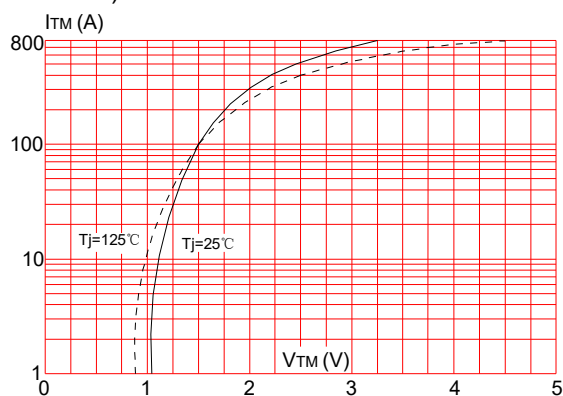


FIG.5: Non-repetitive surge peak on-state current for a sinusoidal pulse with width $t_p < 10ms$, and corresponding value of $\int i^2 t$ ($di/dt < 150A/\mu s$)

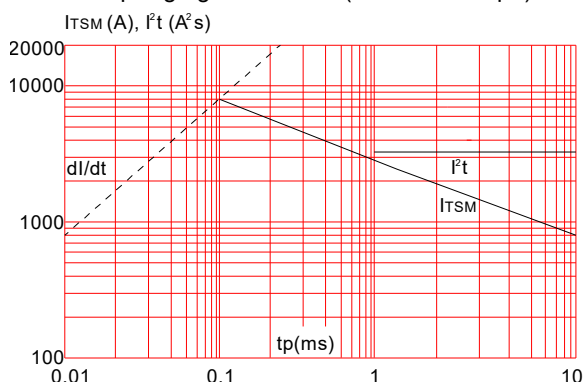
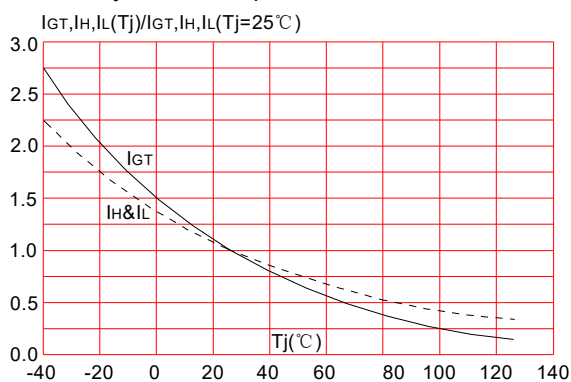


FIG.6: Relative variations of gate trigger current, holding current and latching current versus junction temperature



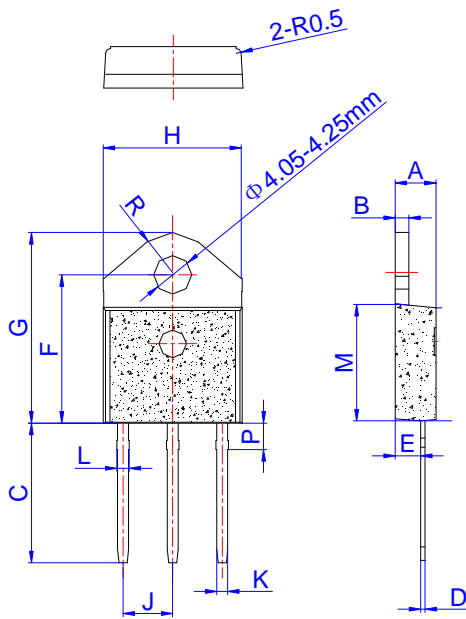
ORDERING INFORMATION

Order code	Voltage V_{DRM}/V_{RRM} (V)	IGT(mA)	Package	Base qty. (pcs)	Delivery mode
JCT1275Z	1200	10~80	TO-3P	30	Tube

Document Revision History

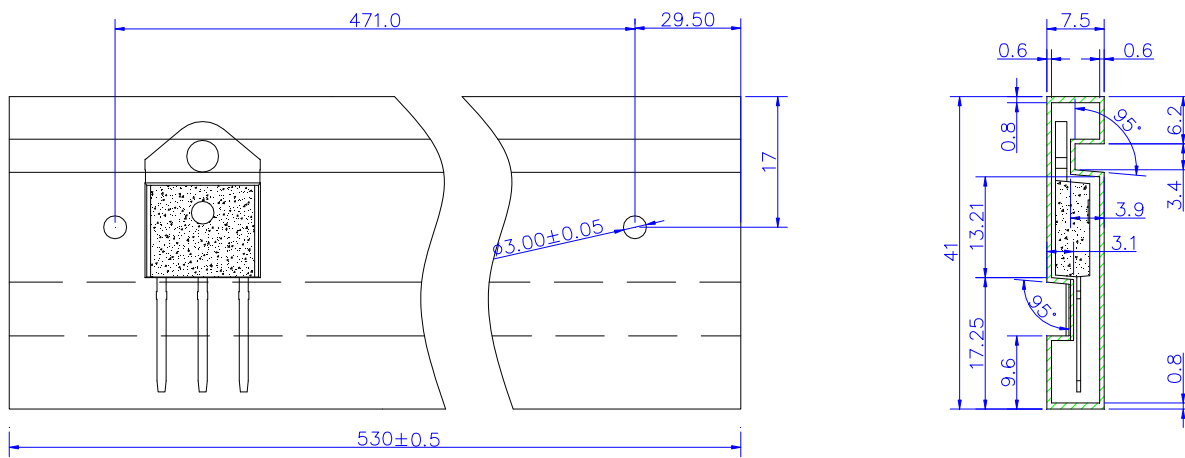
Date	Revision	Changes
Mar 23, 2022	1	Last update

PACKAGE MECHANICAL DATA



Ref.	Dimensions					
	Millimeters			Inches		
	Min.	Typ.	Max.	Min.	Typ.	Max.
A	4.40		4.60	0.173		0.181
B	1.45		1.55	0.057		0.061
C	14.35		15.60	0.565		0.614
D	0.50		0.70	0.020		0.028
E	2.70		2.90	0.106		0.114
F	15.80		16.50	0.622		0.650
G	20.40		21.10	0.803		0.831
H	15.10		15.50	0.594		0.610
J	5.40		5.65	0.213		0.222
K	1.10		1.40	0.043		0.055
L	1.25		1.45	0.049		0.057
M	12.37		12.77	0.487		0.503
P	2.80		3.00	0.110		0.118
R		4.35			0.171	

DELIVERY MODE



PACKAGE	OUTLINE	TUBE (PCS)	INNER BOX (PCS)	PER CARTON
TO-3P	TUBE	30	450	2,250



Information furnished in this document is believed to be accurate and reliable. However, Jiangsu JieJie Microelectronics Co.,Ltd assumes no responsibility for the consequences of use without consideration for such information nor use beyond it. Information mentioned in this document is subject to change without notice, apart from that when an agreement is signed, Jiangsu JieJie complies with the agreement. Products and information provided in this document have no infringement of patents. Jiangsu JieJie assumes no responsibility for any infringement of other rights of third parties which may result from the use of such products and information. This document supersedes and replaces all information previously supplied.

 is a registered trademark of Jiangsu JieJie Microelectronics Co.,Ltd.

Copyright ©2022 Jiangsu JieJie Microelectronics Co.,Ltd. Printed All rights reserved.

单击下面可查看定价，库存，交付和生命周期等信息

[>>JW\(捷捷微\)](#)