

## Performance Specification

Model	V <sub>max</sub>	I <sub>max</sub>	I <sub>hold</sub>	I <sub>trip</sub>	P <sub>d</sub>	Maximum Time		Resistance			
						To Trip		R <sub>i</sub> min	R <sub>i</sub> max	R <sub>1</sub> max	
						Typ.	Current				Time
						(W)	(A)				(Sec)
	(Vdc)	(A)	(A)	(A)	(W)	(A)	(Sec)	(Ω)	(Ω)	(Ω)	
JK16-090	16	40	0.90	1.80	0.60	8.00	1.2	0.070	0.1200	0.180	
JK16-110	16	40	1.10	2.20	0.70	8.00	2.3	0.050	0.0950	0.140	
JK16-135	16	40	1.35	2.70	0.80	8.00	4.5	0.040	0.0740	0.120	
JK16-160	16	40	1.60	3.20	0.90	8.00	9.0	0.030	0.0610	0.110	
JK16-185	16	40	1.85	3.70	1.00	8.00	10.0	0.030	0.0510	0.090	
JK16-250	16	40	2.50	5.00	1.20	12.50	5.0	0.020	0.0350	0.060	
JK16-300	16	40	3.00	5.10	2.30	15.00	1.0	0.034	0.0650	0.105	
JK16-400	16	40	4.00	6.80	2.40	20.00	1.7	0.020	0.0390	0.063	
JK16-500	16	40	5.00	8.50	2.60	25.00	2.0	0.014	0.0230	0.044	
JK16-600	16	40	6.00	10.20	2.80	30.00	3.3	0.009	0.0190	0.030	
JK16-700	16	40	7.00	11.90	3.00	35.00	3.5	0.006	0.0130	0.021	
JK16-800	16	40	8.00	13.60	3.00	40.00	5.0	0.005	0.0110	0.018	
JK16-900	16	40	9.00	15.30	3.30	45.00	5.5	0.004	0.0092	0.015	
JK16-1000	16	40	10.00	17.00	3.60	50.00	6.0	0.003	0.0071	0.012	
JK16-1100	16	40	11.00	18.70	3.70	55.00	7.0	0.003	0.0062	0.010	
JK16-200	16	40	12.00	20.40	4.20	60.00	7.5	0.002	0.0060	0.009	
JK16-1300	16	40	13.00	23.00	4.40	65.00	8.5	0.002	0.0060	0.009	
JK16-1400	16	100	14.00	23.80	4.60	70.00	9.0	0.002	0.0045	0.008	

V<sub>max</sub> = Maximum operating voltage device can withstand without damage at rated current (I<sub>max</sub>).

I<sub>max</sub> = Maximum fault current device can withstand without damage at rated voltage (V<sub>max</sub>).

I<sub>hold</sub> = Hold Current. Maximum current device will not trip in 25°C still air.

I<sub>trip</sub> = Trip Current. Minimum current at which the device will always trip in 25°C still air.

P<sub>d</sub> = Power dissipation when device is in the tripped state in 25°C still air environment at rated voltage.

R<sub>i</sub> min/max = Minimum/Maximum device resistance prior to tripping at 25°C.



R<sub>1</sub>max = Maximum device resistance is measured one hour post reflow.

CAUTION : Operation beyond the specified ratings may result in damage and possible arcing and flame.

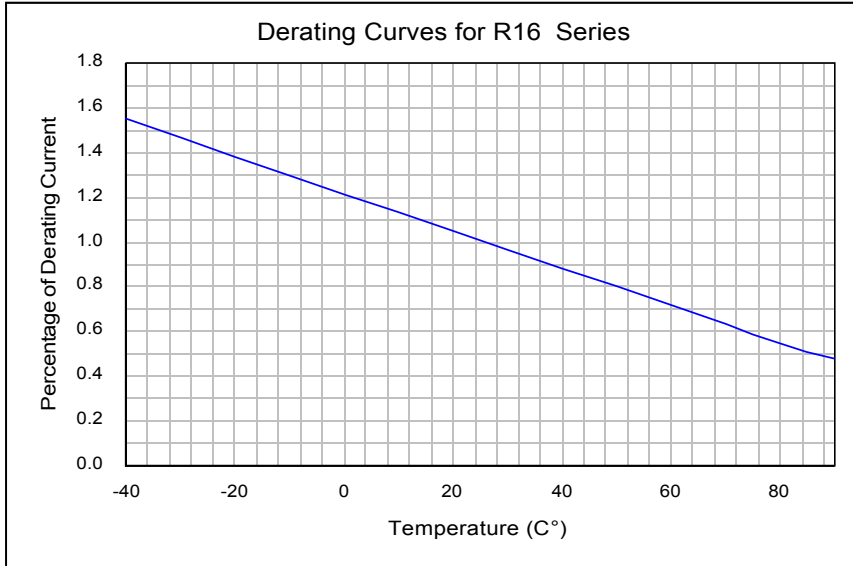
## Environmental Specifications

Test	Conditions	Resistance change
Passive aging	+85°C, 1000 hrs.	±5% typical
Humidity aging	+85°C, 85% R.H. , 168 hours	±5% typical
Thermal shock	+85°C to -40°C, 20 times	±33% typical
Resistance to solvent	MIL-STD-202, Method 215	No change
Vibration	MIL-STD-202, Method 201	No change
Ambient operating conditions : - 40 °C to +85 °C		
Maximum surface temperature of the device in the tripped state is 125 °C		

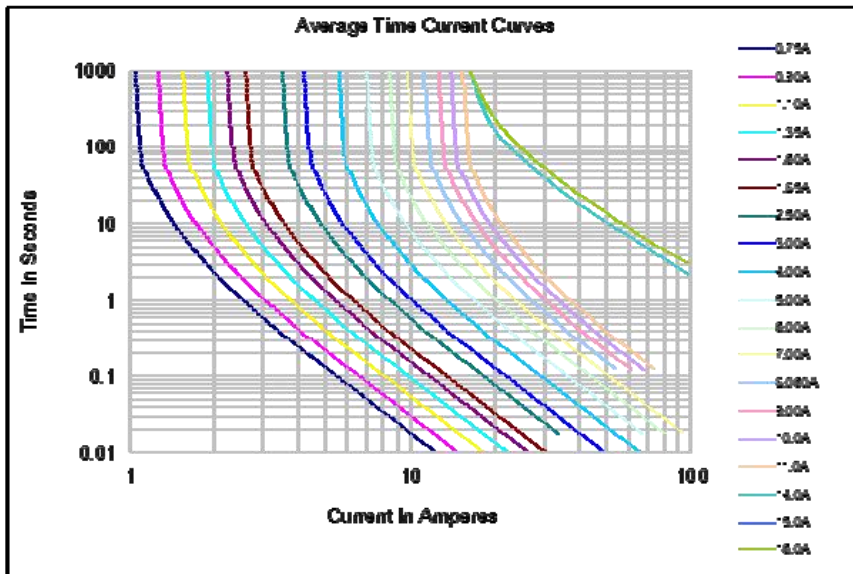
**Agency Approval and Environmental Compliance**

Agency	File Number	Regulation	Standard
UL	pending		2002/95/EC
TUV	pending		EN14582

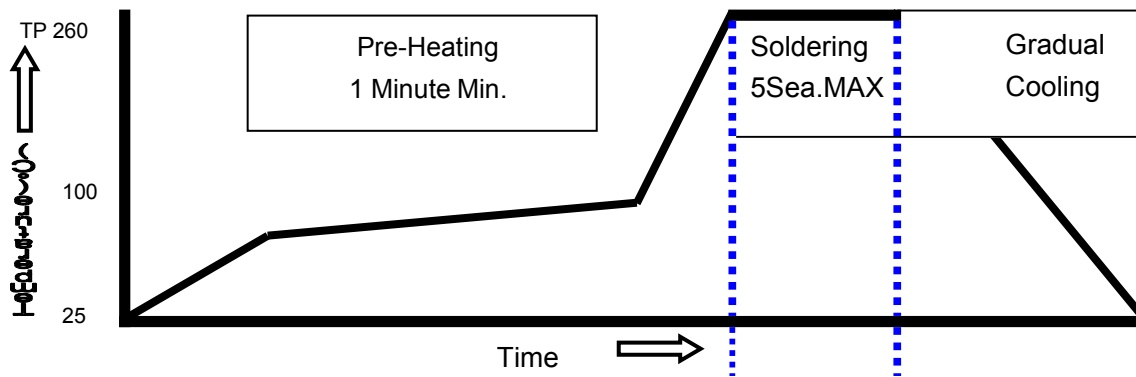
**Thermal Derating Curve**



**Average Time-Current Curve**



## Soldering Parameters

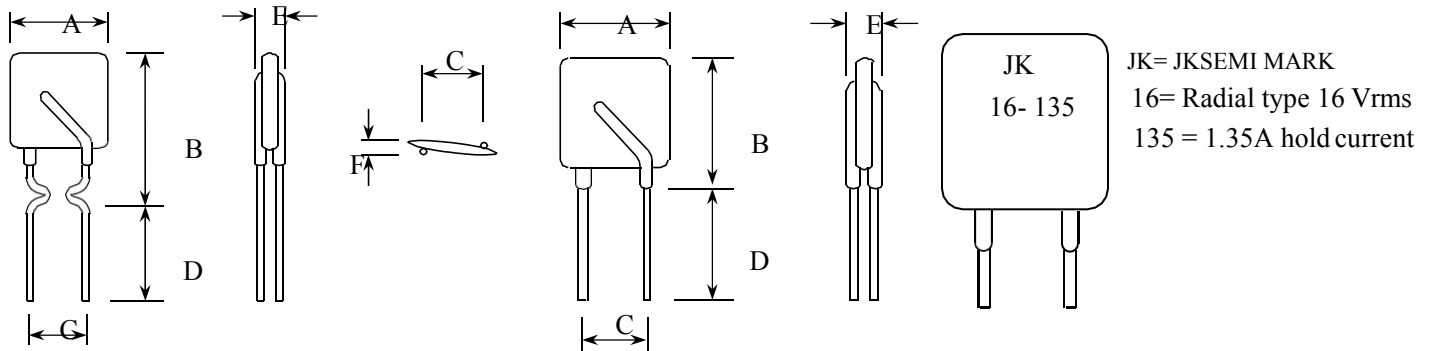


### WAVE SOLDERING INFORMATIONS

Pre-Heating Zone	Max. ramping rate should not exceed 4°C/Sec.
Soldering Zone	Max. solder temperature should not exceed 260°C
Cooling Zone	Cooling by natural convection in air.

© Specifications are subject to change without notice.

## Physical Dimensions(mm.)



	A	B	C	D	E	Lead Style
<b>Model</b>	<b>Max.</b>	<b>Max.</b>	<b>Typ.</b>	<b>Min.</b>	<b>Max.</b>	
JK16-090	7.40	12.20	5.10	7.6	3	Kink
JK16-110	7.40	14.20	5.10	7.6	3	Kink
JK16-135	8.90	13.50	5.10	7.6	3	Kink
JK16-160	8.90	15.20	5.10	7.6	3	Kink
JK16-185	10.20	15.70	5.10	7.6	3	Kink
JK16-250	10.40	14.30	5.10	7.6	3	Kink
JK16-300	7.10	11.00	5.10	7.6	3	Straight
JK16-400	8.90	15.20	5.10	7.6	3	Straight
JK16-500	10.40	15.70	5.10	7.6	3	Straight
JK16-600	10.70	18.30	5.10	7.6	3	Straight
JK16-700	12.70	19.70	5.10	7.6	3	Straight
JK16-800	13.40	20.10	5.10	7.6	3	Straight
JK16-900	14.00	24.90	5.10	7.6	3	Straight
JK16-1000	16.50	24.90	5.10	7.6	3	Straight
JK16-1100	17.50	24.90	5.10	7.6	3	Straight
JK16-200	18.50	26.70	10.20	7.6	3.5	Straight
JK16-1300	23.50	27.90	10.20	7.6	3.5	Straight
JK16-1400	23.50	27.90	10.20	7.6	3.5	Straight

## PHYSICAL SPECIFICATIONS

Materials : Leads JK16-090~250 : Tin plated copper-clad steel, 24 AWG (0.51mm/0.020" Dia.)  
 JK16-300~1100 : Tin plated copper, 20 AWG (0.81mm/0.032" Dia.)  
 JK16-1200~1400 : Tin plated copper, 18 AWG (1.0mm/0.04" Dia.)

Lead Solderability : MIL-STD-202, Method 208E.

Device Labeling : Device is marked with Logo, amperage rating , voltage rating & date code.

## Packaging Quantity

16	135	K or S	R or U	Model	Reel Q'ty	Bag Q'ty
Radial type	Hold	K= Kink leads	R=Tape&reel	JK16-090 ~ JK16- 600	3000	500
16V	Current	S= Straight	U= Bulk	JK16-700 ~ JK16- 900	1500	500
	(A)	leads	packaged	JK16-1000 ~ JK16-1400	-	500

Tape & Reel packaging per EIA468-B standard.

## Cross Reference

JKSEMI	Cross Reference			
	Tyco /Raychem	Bourns / Multifuse®	Polytronics / EVERFUSE®	SEA-LAND
JK16-090	RUSBF090	MF-RHT070	RLD16P090BF	R16-090
JK16-110	RUSBF110	-	RLD16P110BF	R16-110
JK16-135	RUSBF135	-	RLD16P135BF	R16-135
JK16-160	RUSBF160	-	RLD16P160BF	R16-160
JK16-185	RUSBF185	MF-RHT200	RLD16P185BF	R16-185
JK16-250	RUSBF250	-	RLD16P250BF	R16-250
JK16-300	RGEF300	MF-RG300	RLD16P300GF	R16-300
JK16-400	RGEF400	MF-RHT450	RLD16P400GF	R16-400
JK16-500	RGEF500	MF-RG500	RLD16P500GF	R16-500
JK16-600	RGEF600	MF-RHT650	RLD16P600GF	R16-600
JK16-700	RGEF700	MF-RHT750	RLD16P700GF	R16-700
JK16-800	RGEF800	-	RLD16P800GF	R16-800
JK16-900	RGEF900	-	RLD16P900GF	R16-900
JK16-1000	RGEF1000	-	RLD16P1000GF	R16-1000
JK16-1100	RGEF1100	MF-R1100	RLD16P1100GF	R16-1100
JK16-200	RGEF1200	-	RLD16P1200GF	R16-1200
JK16-1300	-	MF-RHT1300	-	R16-1300
JK16-1400	RGEF1400	-	RLD16P1400GF	R16-1400

"Raychem" is a registered trademark of Tyco Electronics.

"Multifuse" is a registered trademark of bourns, Inc.

"EVERFUSE" is a registered trademark of Polytronics Technology Corp.

"SEA-LAND" is a registered trademark of Sea-Land electronic corp.

Website: <http://www.jksemit.com>

For additional information, please contact your local Sales Representative.

©Copyright 2016, jksemit



is a registered trademark of jksemit All rights are reserved

单击下面可查看定价，库存，交付和生命周期等信息

[>>JKSEMI\(金开盛\)](#)