

## Performance Specification

Model	Mark ing	V <sub>max</sub> (V dc)	I <sub>max</sub> (A)	I <sub>hold</sub>	I <sub>trip</sub>	P <sub>d</sub> Typ. (W)	Maximum Time To Trip		Resistance	
				@25°C (A)	@25°C (A)		Current (A)	Time (Sec)	R <sub>i min</sub> (Ω)	R <sub>1max</sub> (Ω)
JSMD1206-005	J0	30.0	100	0.05	0.15	0.4	0.25	1.50	3.600	50.000
JSMD1206-005/60	J0	60.0	100	0.05	0.15	0.4	0.25	1.50	3.600	50.000
JSMD1206-010	J1	30.0	100	0.10	0.25	0.4	0.50	1.00	1.600	15.000
JSMD1206-010/60	J1	60.0	100	0.10	0.25	0.4	0.50	1.00	1.600	15.000
JSMD1206-012	JA	30.0	100	0.12	0.29	0.4	0.50	1.00	1.600	15.000
JSMD1206-012/60	JA	60.0	100	0.12	0.29	0.4	0.50	1.00	1.600	15.000
JSMD1206-020	J2	24.0	100	0.20	0.46	0.6	8.00	0.08	0.350	2.700
JSMD1206-020/30	J2	30.0	100	0.20	0.46	0.6	8.00	0.08	0.350	2.700
JSMD1206-025	JB	16.0	100	0.25	0.50	0.6	8.00	0.08	0.350	2.500
JSMD1206-025/24	JB	24.0	100	0.25	0.50	0.6	8.00	0.08	0.350	2.500
JSMD1206-035	J3	16.0	100	0.35	0.75	0.6	8.00	0.10	0.250	1.300
JSMD1206-035/30	J3	30.0	100	0.35	0.75	0.6	8.00	0.10	0.250	1.300
JSMD1206-050	J5	6.0	100	0.50	1.00	0.6	8.00	0.10	0.150	0.700
JSMD1206-050/8	J5	8.0	100	0.50	1.00	0.6	8.00	0.10	0.150	0.700
JSMD1206-050/16	J5	16.0	100	0.50	1.00	0.6	8.00	0.10	0.150	0.700
JSMD1206-050/24	J5	24.0	100	0.50	1.00	0.6	8.00	0.10	0.150	0.700
JSMD1206-075	J7	8.0	100	0.75	1.50	0.6	8.00	0.20	0.090	0.500
JSMD1206-075/13.2	J7	13.2	100	0.75	1.50	0.6	8.00	0.20	0.090	0.500
JSMD1206-075/16	J7	16.0	100	0.75	1.50	0.6	8.00	0.20	0.090	0.500
JSMD1206-100	J8	6.0	100	1.00	1.80	0.6	8.00	0.30	0.055	0.270
JSMD1206-100/8	J8	8.0	100	1.00	1.80	0.6	8.00	0.30	0.055	0.270
JSMD1206-100/12	J8	12.0	100	1.00	1.80	0.6	8.00	0.30	0.055	0.270
JSMD1206-110	J11	6.0	100	1.10	2.20	0.6	8.00	0.30	0.050	0.250
JSMD1206-110/8	J11	8.0	100	1.10	2.20	0.6	8.00	0.30	0.050	0.250
JSMD1206-110/12	J11	12.0	100	1.10	2.20	0.6	8.00	0.30	0.050	0.250
JSMD1206-150	J15	6.0	100	1.50	3.00	0.8	8.00	0.30	0.040	0.130
JSMD1206-150/8	J15	8.0	100	1.50	3.00	0.8	8.00	0.30	0.040	0.130
JSMD1206-175	J1	6.0	100	1.75	3.50	0.8	8.00	0.50	0.020	0.090
JSMD1206-200	JJ	6.0	100	2.00	3.50	0.8	8.00	1.50	0.018	0.080

V<sub>max</sub> = Maximum operating voltage device can withstand without damage at rated current (I<sub>max</sub>).

I<sub>max</sub> = Maximum fault current device can withstand without damage at rated voltage (V<sub>max</sub>).

I<sub>hold</sub> = Hold Current. Maximum current device will not trip in 25°C still air.

I<sub>trip</sub> = Trip Current. Minimum current at which the device will always trip in 25°C still air.

P<sub>d</sub> = Power dissipation when device is in the tripped state in 25°C still air environment at rated voltage.

R<sub>i min/max</sub> = Minimum/Maximum device resistance prior to tripping at 25°C.

R<sub>1max</sub> = Maximum device resistance is measured one hour post reflow.



CAUTION : Operation beyond the specified ratings may result in damage and possible arcing and flame.

## Environmental Specifications

Test	Conditions	Resistance change
Passive aging	+85°C, 1000 hrs.	±5% typical
Humidity aging	+85°C, 85% R.H. , 168 hours	±5% typical
Thermal shock	+85°C to -40°C, 20 times	±33% typical
Resistance to solvent	MIL-STD-202,Method 215	No change
Vibration	MIL-STD-202,Method 201	No change
Ambient operating conditions : - 40 °C to +85 °C		

Maximum surface temperature of the device in the tripped state is 125 °C

## Agency Approval and Environmental Compliance

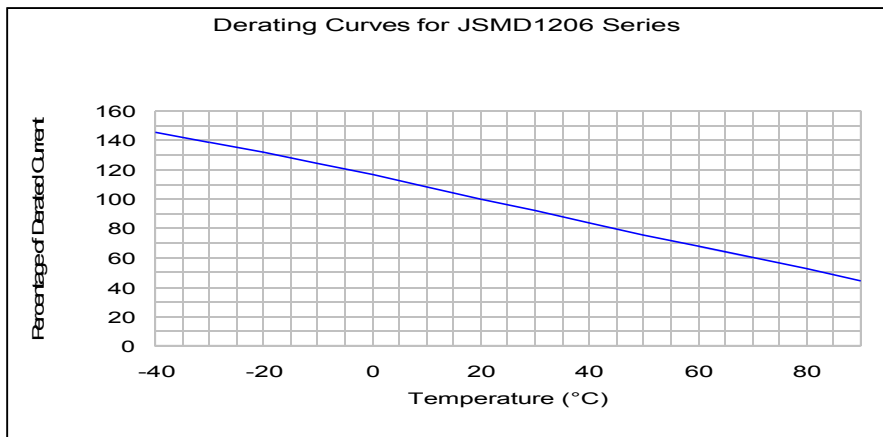
Agency	File Number	Regulation	Standard
UL	E217453		<b>2002/95/EC</b>
TUV	pending		<b>EN14582</b>

## Thermal Derating Chart

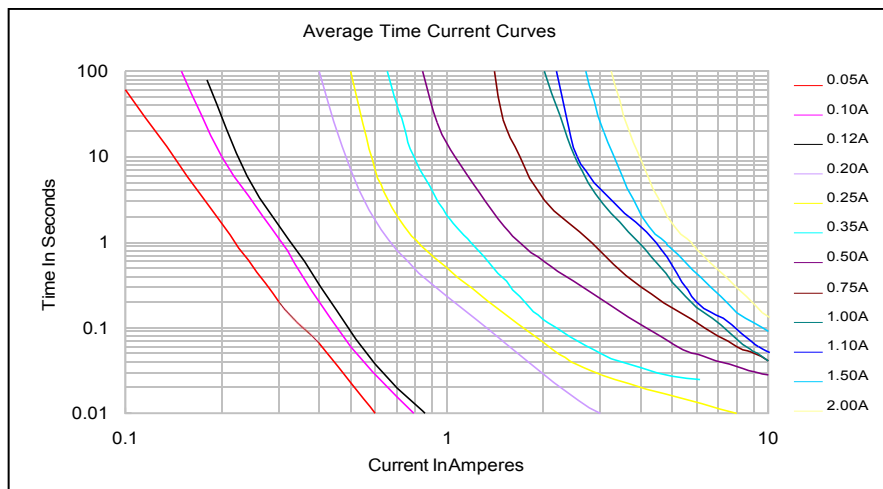
Recommended Hold Current(A) at Ambient Temperature(°C)

Model	Ambient Operation Temperature								
	-40°C	-20°C	0°C	25°C	40°C	50°C	60°C	70°C	85°C
JSMD1206-005	0.074	0.066	0.058	0.05	0.0425	0.0375	0.035	0.03	0.0275
JSMD1206-010	0.148	0.132	0.116	0.10	0.085	0.075	0.07	0.06	0.055
JSMD1206-012	0.18	0.16	0.14	0.12	0.10	0.09	0.08	0.07	0.07
JSMD1206-020	0.30	0.26	0.23	0.20	0.17	0.15	0.14	0.12	0.11
JSMD1206-025	0.37	0.33	0.29	0.25	0.22	0.20	0.17	0.15	0.12
JSMD1206-035	0.50	0.45	0.40	0.35	0.30	0.27	0.24	0.21	0.15
JSMD1206-050	0.71	0.64	0.57	0.50	0.42	0.39	0.35	0.31	0.25
JSMD1206-075	1.14	1.01	0.88	0.75	0.65	0.59	0.54	0.49	0.41
JJSMD1206-100	1.45	1.31	1.15	1.00	0.84	0.77	0.69	0.61	0.48
JSMD1206-110	1.60	1.45	1.30	1.10	0.95	0.80	0.72	0.66	0.55
JSMD1206-150	2.18	1.94	1.72	1.50	1.28	1.17	1.06	0.96	0.77
JSMD1206-075	1.14	1.01	0.88	0.75	0.65	0.59	0.54	0.49	0.41
JSMD1206-200	2.88	2.63	2.34	2.00	1.74	1.58	1.42	1.17	0.93

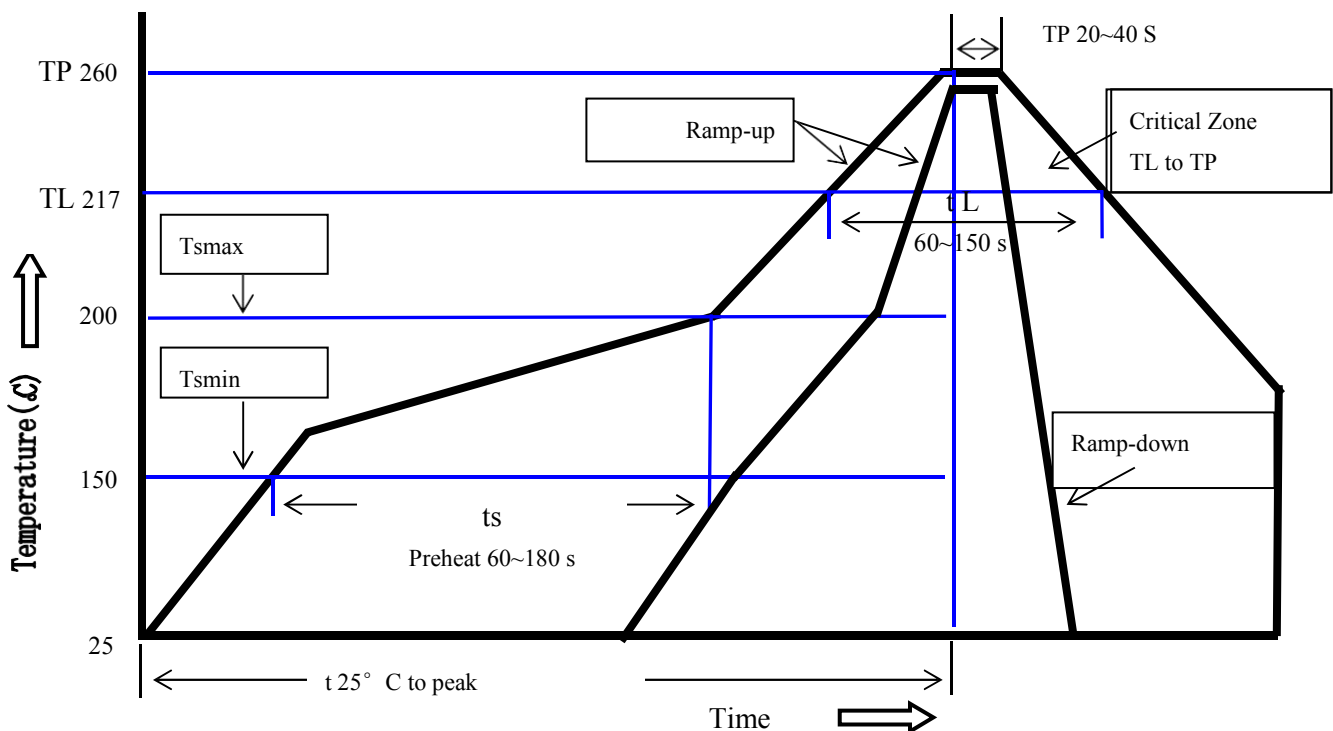
**Thermal Derating Curve**



**Average Time-Current Curve**



**Soldering Parameters**



Profile Feature	Pb-Free Assembly
Average Ramp-Up Rate(Ts max to T p)	3°C/second mac.
Preheat	
-Temperature Min(Ts min)	150°C
-Temperature Max(Ts max)	200°C
-Time(Ts min to Ts max)	60~180 seconds
Time maintained above:	
-Temperature(TL)	217°C
-Time(tL)	60~150 seconds
Peak Temperature(Tp)	260°C
Ramp-Down Rate	6°C/second max.
Time 25°C to Peak Temperature	8 minutes max
Storage Condition	0°C~35°C, ≤70%RH

Recommended reflow methods: IR, vapor phase oven, hot air oven, N2 environment for lead-free

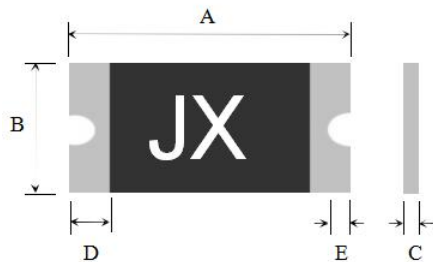
Recommended maximum paste thickness is 0.25mm

Devices can be cleaned using standard industry methods and solvents.

Note 1: All temperature refer to topside of the package, measured on the package body surface.

Note 2: If reflow temperatures exceed the recommended profile, devices may not meet the performance requirements.

## Physical Dimensions(mm.)



Model	A		B		C		D	E
	Min.	Max.	Min.	Max.	Min.	Max.	Min.	Min.
JSMD1206-005	3.00	3.50	1.50	1.80	0.60	1.10	0.15	0.10
JSMD1206-005/60	3.00	3.50	1.50	1.80	0.60	1.10	0.15	0.10
JSMD1206-010	3.00	3.50	1.50	1.80	0.60	1.10	0.15	0.10
JSMD1206-010/60	3.00	3.50	1.50	1.80	0.60	1.10	0.15	0.10
JSMD1206-012	3.00	3.50	1.50	1.80	0.60	1.10	0.15	0.10
JSMD1206-012/60	3.00	3.50	1.50	1.80	0.60	1.10	0.15	0.10
JSMD1206-020	3.00	3.50	1.50	1.80	0.40	0.90	0.15	0.10
JSMD1206-020/30	3.00	3.50	1.50	1.80	0.40	0.90	0.15	0.10
JSMD1206-025	3.00	3.50	1.50	1.80	0.40	0.90	0.15	0.10
JSMD1206-025/24	3.00	3.50	1.50	1.80	0.40	0.90	0.15	0.10
JSMD1206-035	3.00	3.50	1.50	1.80	0.40	0.90	0.15	0.10
JSMD1206-035/30	3.00	3.50	1.50	1.80	0.40	0.90	0.15	0.10
JSMD1206-050	3.00	3.50	1.50	1.80	0.35	0.85	0.15	0.10
JSMD1206-050/8	3.00	3.50	1.50	1.80	0.35	0.85	0.15	0.10
JSMD1206-050/16	3.00	3.50	1.50	1.80	0.35	0.85	0.15	0.10
JSMD1206-050/24	3.00	3.50	1.50	1.80	0.35	0.85	0.15	0.10

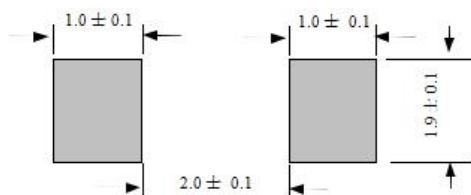
JSMD1206-075	3.00	3.50	1.50	1.80	0.30	0.80	0.15	0.10
JSMD1206-075/13.2	3.00	3.50	1.50	1.80	0.30	0.80	0.15	0.10
JSMD1206-075/16	3.00	3.50	1.50	1.80	0.30	0.80	0.15	0.10
JSMD1206-100	3.00	3.50	1.50	1.80	0.40	0.80	0.15	0.10
JSMD1206-100/8	3.00	3.50	1.50	1.80	0.40	0.80	0.15	0.10
JSMD1206-100/12	3.00	3.50	1.50	1.80	0.40	0.80	0.15	0.10
JSMD1206-110	3.00	3.50	1.50	1.80	0.40	0.80	0.15	0.10
JSMD1206-110/8	3.00	3.50	1.50	1.80	0.40	0.80	0.15	0.10
JSMD1206-110/12	3.00	3.50	1.50	1.80	0.40	0.80	0.15	0.10
JSMD1206-150	3.00	3.50	1.50	1.80	0.50	1.20	0.15	0.10
JSMD1206-150/8	3.00	3.50	1.50	1.80	0.50	1.20	0.15	0.10
JSMD1206-175	3.00	3.50	1.50	1.80	0.50	1.20	0.15	0.10
JSMD1206-200	3.00	3.50	1.50	1.80	0.50	1.20	0.15	0.10

### acteristics

Terminal pad materials: Tin-plated Nickel-Copper

Terminal pad solder ability: Meets EIA specification RS186-9E and ANSI/J-STD-002 Category 3.

## Recommended Pad Layout (mm.)



## Packaging Quantity

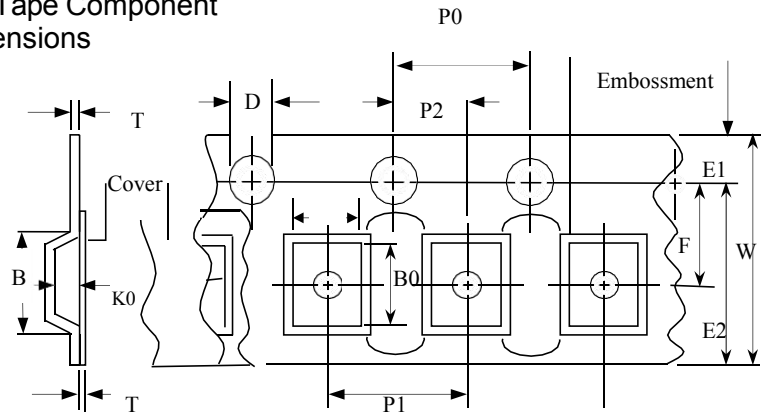
Part Number	Quantity
JSMD 005.005/60.010.010/60.012.012/60.035/30.050/24.075/16.100/12. 110/12.150.150/8. 175.200	3,500 pcs/reel
The others	4,000 pcs/reel

Tape & reel packaging per EIA481-1

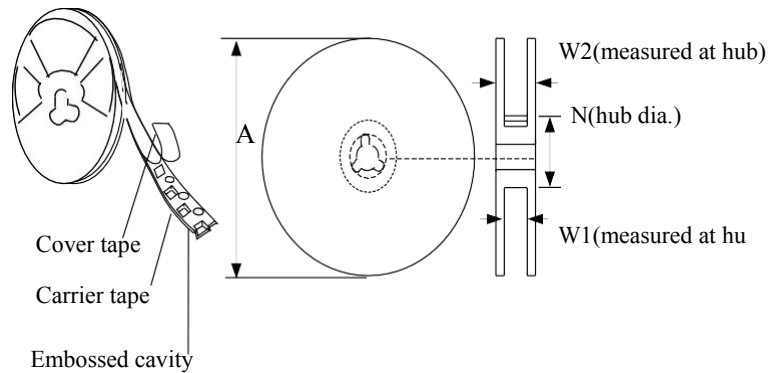
## Tape And Reel Specifications (mm)

Governing Specifications	EIA 481-1
W	8.15 ± 0.3
P0	4.0 ± 0.10
P1	4.0 ± 0.10
P2	2.0 ± 0.05
A0	1.95 ± 0.10
B0	3.40 ± 0.10
B1max.	4.35
D0	1.50 + 0.1, -0
F	3.5 ± 0.05
E1	1.75 ± 0.10
E2min.	6.25
T	0.6
T1max.	0.1
K0	1.04 ± 0.1
Leader min.	390
Trailer min.	160
Reel Dimensions	
A max.	178
N min.	60
W1	9 ± 0.5
W2	12.6 ± 0.5

EIA Tape Component Dimensions



EIA Reel Dimensions



### Storage And Handling

- Storage conditions: 35°C max, 70% R.H.
- Devices may not meet specified performance if storage conditions are exceeded.

## Part Number System

**J** SMD1206 - □□□ / □□



## Cross Reference

JKSEMI	Cross Reference				
	TYCO/Raychem	Littelfuse	Bourns / Multifuse®	Polytronics / EVERFUSE®	Sea-land
JSMD1206-005	-	-	-	SMD1206P005TF	nSMD005
JSMD1206-005/60	-	1206L005/60	-	-	-
JSMD1206-010	nanoSMDC010F	-	-	SMD1206P010TF	nSMD010
JSMD1206-010/60	-	1206L010/60	-	-	-
JSMD1206-012	nanoSMDC012F	1206L012	MF-NSMF012	SMD1206P012TF	nSMD012
JSMD1206-012/60	-	-	-	-	-
JSMD1206-020	nanoSMDC020F	1206L020	MF-NSMF020	-	nSMD020
JSMD1206-020/30	-	-	MF-NSMF020X	SMD1206P020TF/30	nSMD020-30V
JSMD1206-025	nanoSMDC025F	1206L025	-	SMD1206P025TF	nSMD025
JSMD1206-025/24	-	-	-	SMD1206P025TF/24	nSMD025-24V
JSMD1206-035	nanoSMDC035F	1206L035	MF-NSMF035	-	nSMD035
JSMD1206-035/30	-	1206L035/30	-	SMD1206P035TF/30	-
JSMD1206-050	-	1206L050	MF-NSMF050	SMD1206P050TF	nSMD050
JSMD1206-050/8	-	-	-	-	-
JSMD1206-050/16	-	-	-	-	nSMD050-16V
JSMD1206-050/24	-	1206L050/24	-	SMD1206P050TF/24	nSMD050-24V
JSMD1206-075	nanoSMDC075F	-	MF-NSMF075	SMD1206P075TFT	nSMD075
JSMD1206-075/13.2	-	1206L075/13.2	-	SMD1206P075TF/13.2	nSMD075-13.2V
JSMD1206-075/16	-	1206L075/16	-	SMD1206P075TF/16	nSMD075-16V
JSMD1206-100	-	-	-	-	nSMD100
JSMD1206-100/8	-	-	-	-	-
JSMD1206-100/12	-	-	-	-	-
JSMD1206-110	nanoSMDC110F	1206L110	MF-NSMF110	SMD1206P110TFT	nSMD110
JSMD1206-110/8	-	-	-	-	-
JSMD1206-110/12	-	-	-	-	-
JSMD1206-150	nanoSMDC150F	1206L150	MF-NSMF150	SMD1206P150TFT	nSMD150
JSMD1206-150/8	-	-	-	-	-
JSMD1206-175	-	1206L175	-	SMD1206P175TF	-
JSMD1206-200	nanoSMDC200F	1206L200	MF-NSMF200	SMD1206P200TF	nSMD200

“Raychem” is a registered trademark of Tyco Electronics.

“Littelfuse” is a registered trademark of Littelfuse

“Multifuse” is a registered trademark of bourns,Inc.

“EVERFUSE” is a registered trademark of Polytronics Technology Corp.

“SEA-LAND” is a registered trademark of Sea-Land electronic corp.

Website: <http://www.jksemit.com>

For additional information, please contact your local Sales Representative.

©Copyright 2016, jksemit



is a registered trademark of jksemit All rights are reserved

单击下面可查看定价，库存，交付和生命周期等信息

[>>JKSEMI\(金开盛\)](#)