

## TO-92 Plastic-Encapsulate Transistors

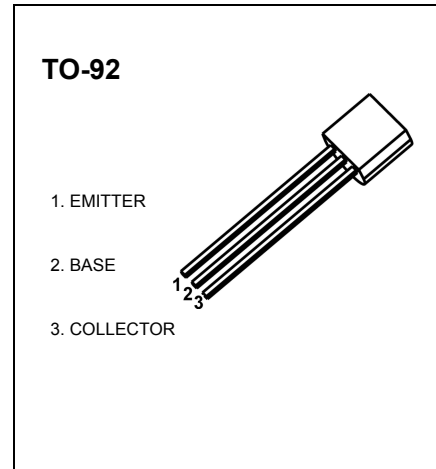
### S9013 TRANSISTOR (NPN)

#### FEATURES

- Complementary to S9012
- Excellent  $h_{FE}$  linearity

#### MAXIMUM RATINGS ( $T_a=25^\circ\text{C}$ unless otherwise noted)

Symbol	Parameter	Value	Units
$V_{CB0}$	Collector-Base Voltage	40	V
$V_{CE0}$	Collector-Emitter Voltage	25	V
$V_{EB0}$	Emitter-Base Voltage	5	V
$I_C$	Collector Current -Continuous	500	mA
$P_C$	Collector Dissipation	625	mW
$T_J$	Junction Temperature	150	$^\circ\text{C}$
$T_{stg}$	Storage Temperature	-55-150	$^\circ\text{C}$



#### ELECTRICAL CHARACTERISTICS ( $T_a=25^\circ\text{C}$ unless otherwise specified)

Parameter	Symbol	Test conditions	Min	Typ	Max	Unit
Collector-base breakdown voltage	$V_{(BR)CBO}$	$I_C = 100\mu\text{A}$ , $I_E = 0$	40			V
Collector-emitter breakdown voltage	$V_{(BR)CEO}$	$I_C = 1\text{mA}$ , $I_B = 0$	25			V
Emitter-base breakdown voltage	$V_{(BR)EBO}$	$I_E = 100\mu\text{A}$ , $I_C = 0$	5			V
Collector cut-off current	$I_{CBO}$	$V_{CB} = 40\text{V}$ , $I_E = 0$			0.1	$\mu\text{A}$
Collector cut-off current	$I_{CEO}$	$V_{CE} = 20\text{V}$ , $I_E = 0$			0.1	$\mu\text{A}$
Emitter cut-off current	$I_{EBO}$	$V_{EB} = 5\text{V}$ , $I_C = 0$			0.1	$\mu\text{A}$
DC current gain	$h_{FE(1)}$	$V_{CE} = 1\text{V}$ , $I_C = 50\text{mA}$	64		400	
	$h_{FE(2)}$	$V_{CE} = 1\text{V}$ , $I_C = 500\text{mA}$	40			
Collector-emitter saturation voltage	$V_{CE(sat)}$	$I_C = 500\text{mA}$ , $I_B = 50\text{mA}$			0.6	V
Base-emitter voltage	$V_{BE(sat)}$	$I_C = 500\text{mA}$ , $I_B = 50\text{mA}$			1.2	V
Transition frequency	$f_T$	$V_{CE} = 6\text{V}$ , $I_C = 20\text{mA}$ , $f = 30\text{MHz}$	150			MHz

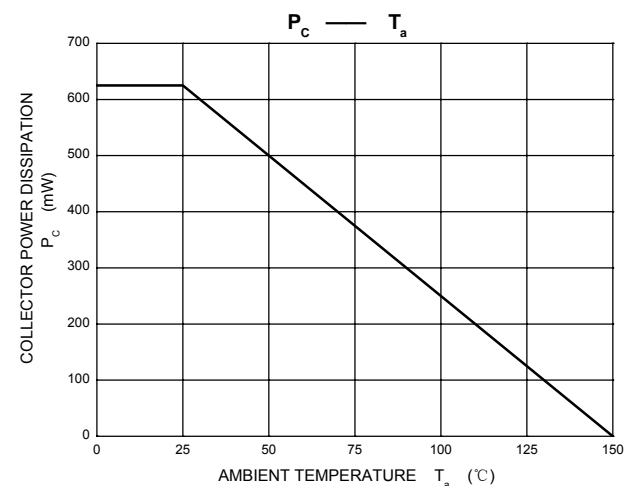
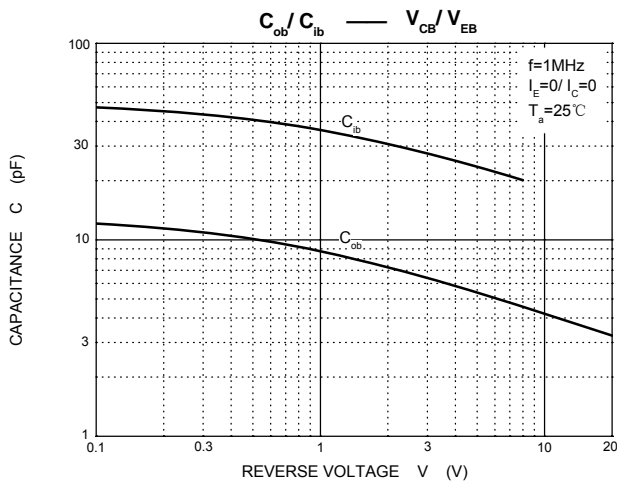
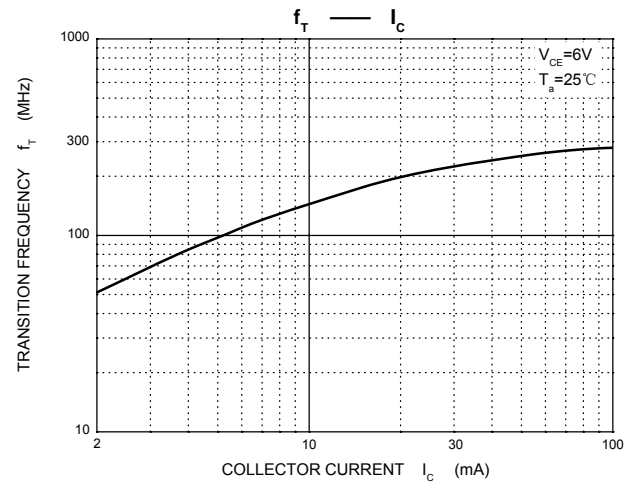
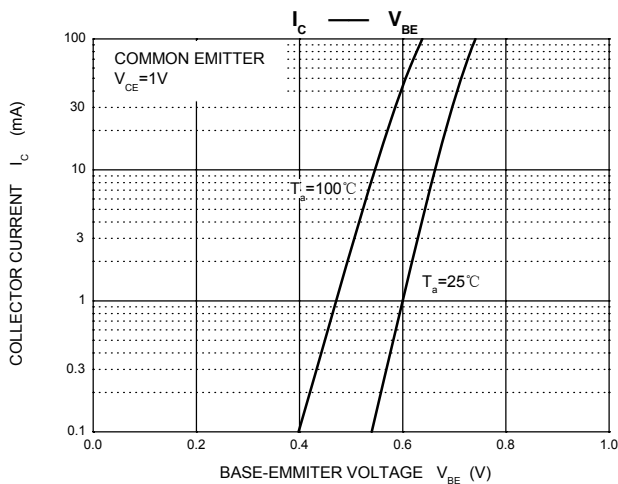
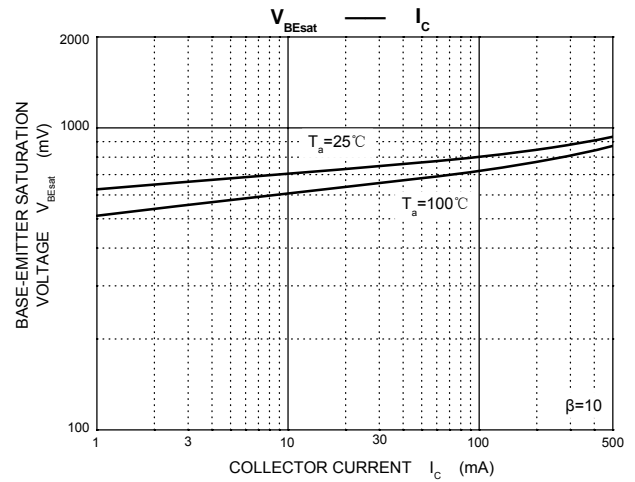
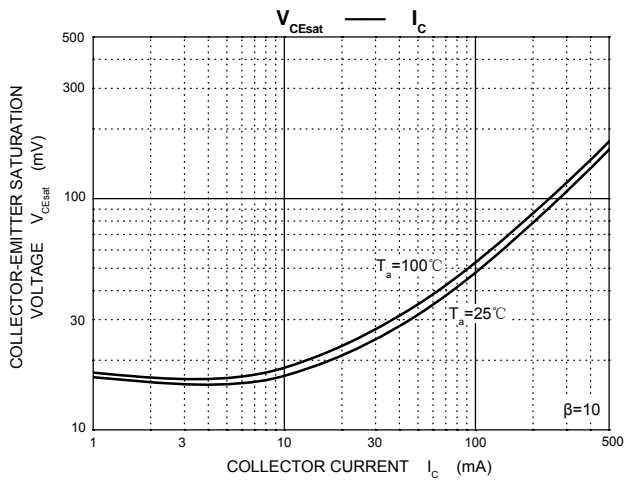
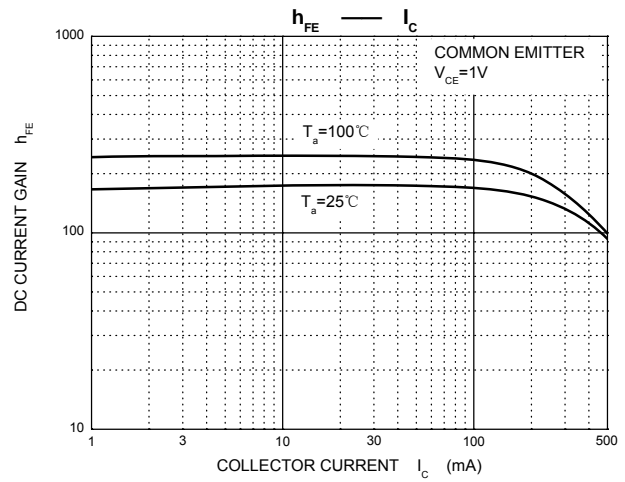
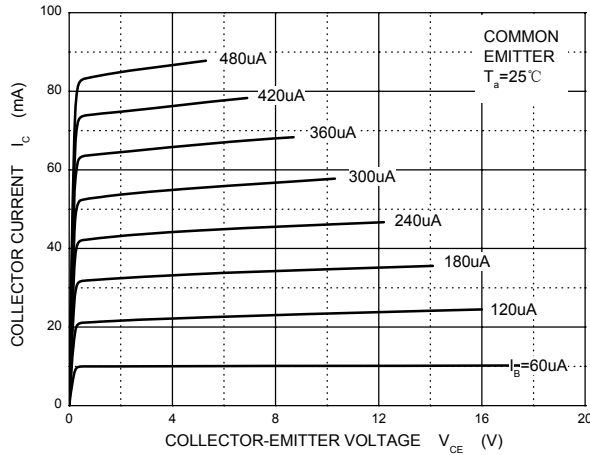
#### CLASSIFICATION OF $h_{FE(1)}$

Rank	D	E	F	G	H	I	J
Range	64-91	78-112	96-135	112-166	144-202	190-300	300-400

# Typical Characteristics

# S9013

Static Characteristic



单击下面可查看定价，库存，交付和生命周期等信息

[>>JSCJ\(长晶科技\)](#)