

SOT-23 Plastic-Encapsulate Transistors

MMBT3906 TRANSISTOR (PNP)

FEATURES

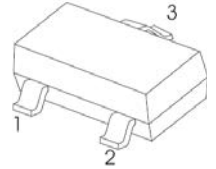
- As complementary type, the NPN transistor MMBT3904 is Recommended
- Epitaxial planar die construction

MARKING: 2A

MAXIMUM RATINGS ($T_A=25^{\circ}\text{C}$ unless otherwise noted)

Symbol	Parameter	Value	Unit
V_{CB0}	Collector-Base Voltage	-40	V
V_{CEO}	Collector-Emitter Voltage	-40	V
V_{EBO}	Emitter-Base Voltage	-5	V
I_C	Collector Current -Continuous	-0.2	A
P_C	Collector Dissipation	0.2	W
$R_{\theta JA}$	Thermal resistance junction to ambient	625	$^{\circ}\text{C}/\text{W}$
T_J, T_{stg}	Operation Junction and Storage Temperature Range	-55~+150	$^{\circ}\text{C}$

SOT - 23



1. BASE
2. EMITTER
3. COLLECTOR

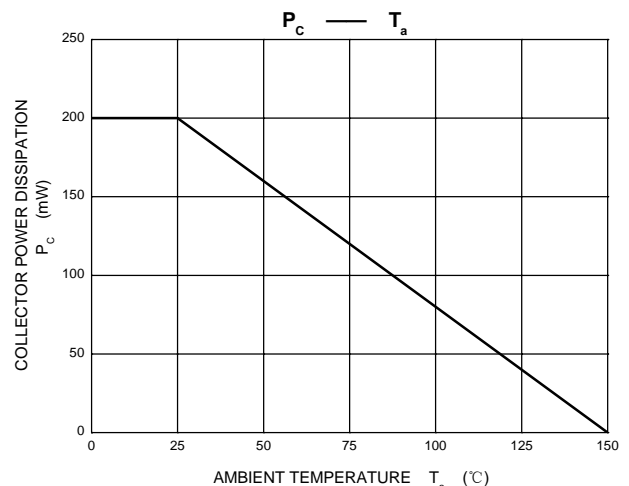
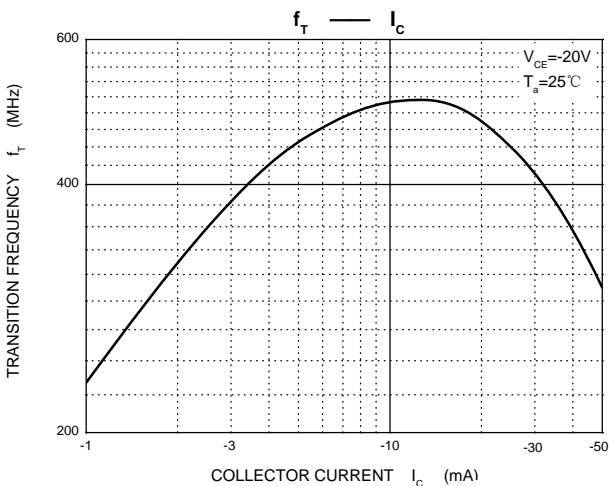
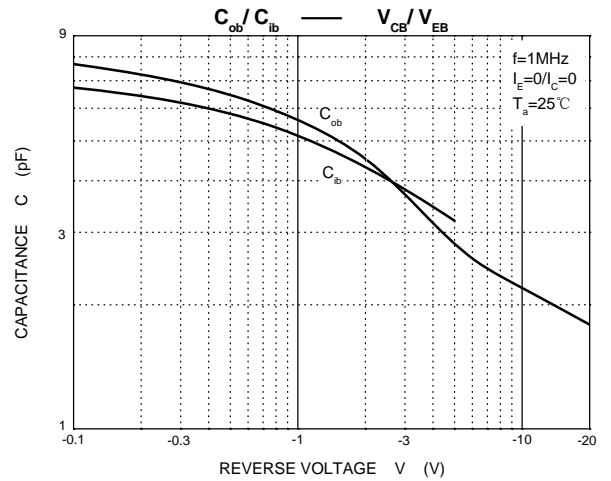
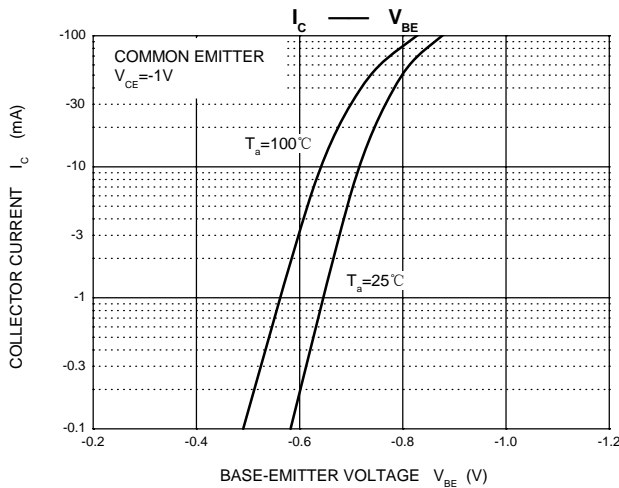
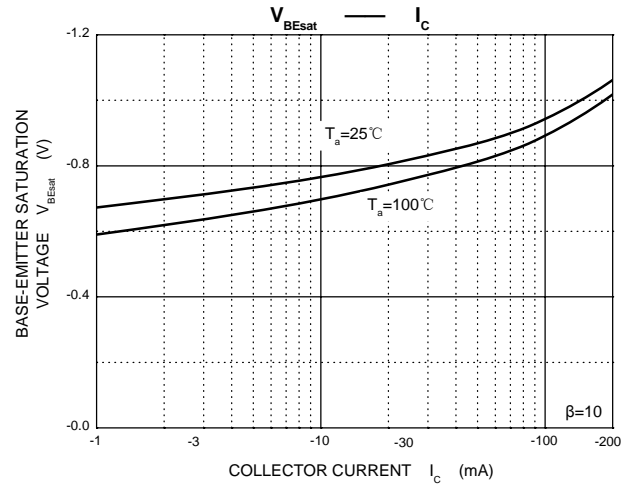
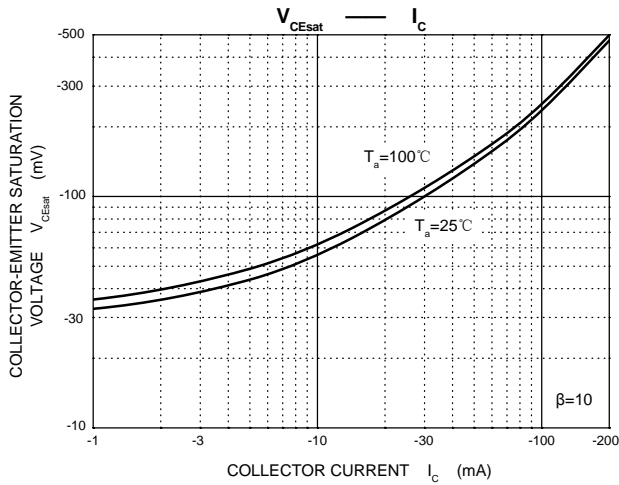
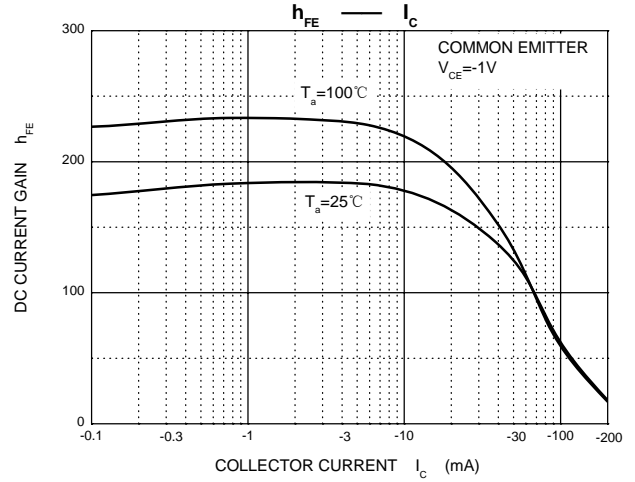
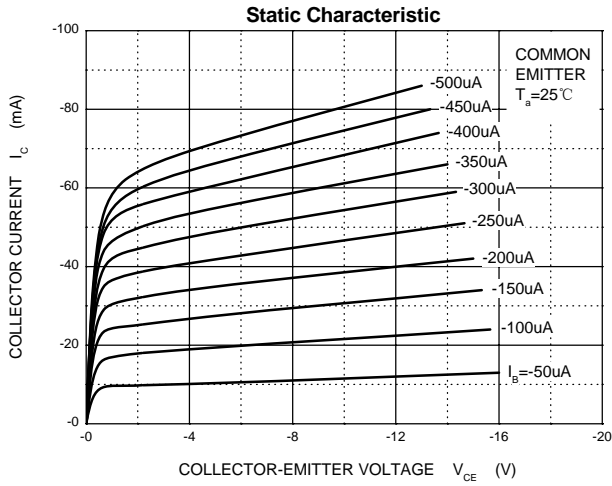
ELECTRICAL CHARACTERISTICS ($T_{amb}=25^{\circ}\text{C}$ unless otherwise specified)

Parameter	Symbol	Test conditions	MIN	MAX	UNIT
Collector-base breakdown voltage	$V_{(BR)CBO}$	$I_C=-10\mu\text{A}, I_E=0$	-40		V
Collector-emitter breakdown voltage	$V_{(BR)CEO}$	$I_C=-1\text{mA}, I_B=0$	-40		V
Emitter-base breakdown voltage	$V_{(BR)EBO}$	$I_E=-10\mu\text{A}, I_C=0$	-5		V
Collector cut-off current	I_{CBO}	$V_{CB}=-40\text{V}, I_E=0$		-100	nA
Collector cut-off current	I_{CEX}	$V_{CE}=-30\text{V}, V_{BE(off)}=-3\text{V}$		-50	nA
Emitter cut-off current	I_{EBO}	$V_{EB}=-5\text{V}, I_C=0$		-100	nA
DC current gain	h_{FE1}	$V_{CE}=-1\text{V}, I_C=-10\text{mA}$	100	300	
	h_{FE2}	$V_{CE}=-1\text{V}, I_C=-50\text{mA}$	60		
	h_{FE3}	$V_{CE}=-2\text{V}, I_C=-100\text{mA}$	30		
Collector-emitter saturation voltage	$V_{CE(sat)1}$	$I_C=-50\text{mA}, I_B=-5\text{mA}$		-0.3	V
Base-emitter saturation voltage	$V_{BE(sat)}$	$I_C=-50\text{mA}, I_B=-5\text{mA}$		-0.95	V
Transition frequency	f_T	$V_{CE}=-20\text{V}, I_C=-10\text{mA}, f=100\text{MHz}$	300		MHz
Delay Time	t_d	$V_{CC}=-3\text{V}, V_{BE}=-0.5\text{V}$ $I_C=-10\text{mA}, I_{B1}=I_{B2}=-1\text{mA}$		35	nS
Rise Time	t_r			35	nS
Storage Time	t_s	$V_{CC}=-3\text{V}, I_C=-10\text{mA}$ $I_{B1}=I_{B2}=-1\text{mA}$		225	nS
Fall Time	t_f			75	nS

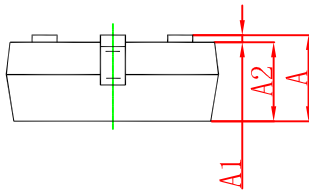
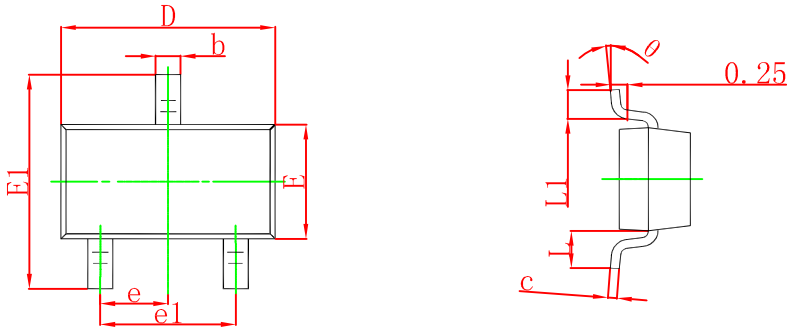
CLASSIFICATION OF $h_{FE(1)}$

HFE	100-300	
RANK	L	H
RANGE	100 - 200	200 - 300

Typical Characteristics

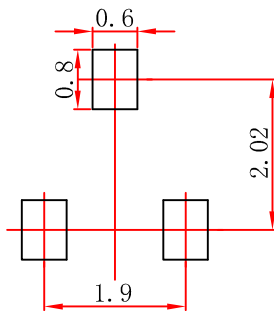


SOT-23 Package Outline Dimensions



Symbol	Dimensions In Millimeters		Dimensions In Inches	
	Min	Max	Min	Max
A	0.900	1.150	0.035	0.045
A1	0.000	0.100	0.000	0.004
A2	0.900	1.050	0.035	0.041
b	0.300	0.500	0.012	0.020
c	0.080	0.150	0.003	0.006
D	2.800	3.000	0.110	0.118
E	1.200	1.400	0.047	0.055
E1	2.250	2.550	0.089	0.100
e	0.950 TYP		0.037 TYP	
e1	1.800	2.000	0.071	0.079
L	0.550 REF		0.022 REF	
L1	0.300	0.500	0.012	0.020
θ	0°	8°	0°	8°

SOT-23 Suggested Pad Layout



Note:

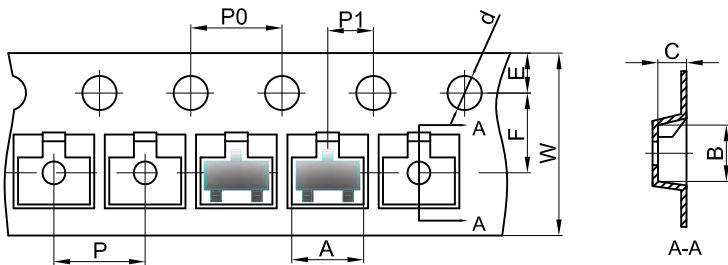
1. Controlling dimension: in millimeters.
2. General tolerance: ± 0.05 mm.
3. The pad layout is for reference purposes only.

NOTICE

JSCJ reserves the right to make modifications, enhancements, improvements, corrections or other changes without further notice to any product herein. JSCJ does not assume any liability arising out of the application or use of any product described herein.

SOT-23 Tape and Reel

SOT-23 Embossed Carrier Tape

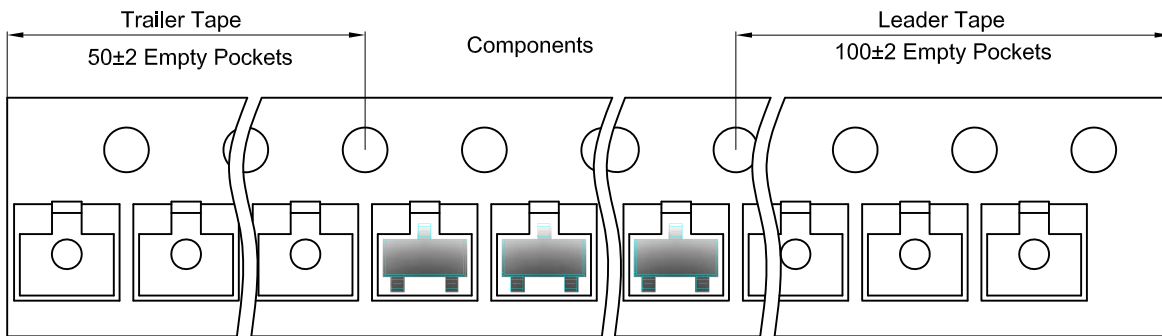


Packaging Description:

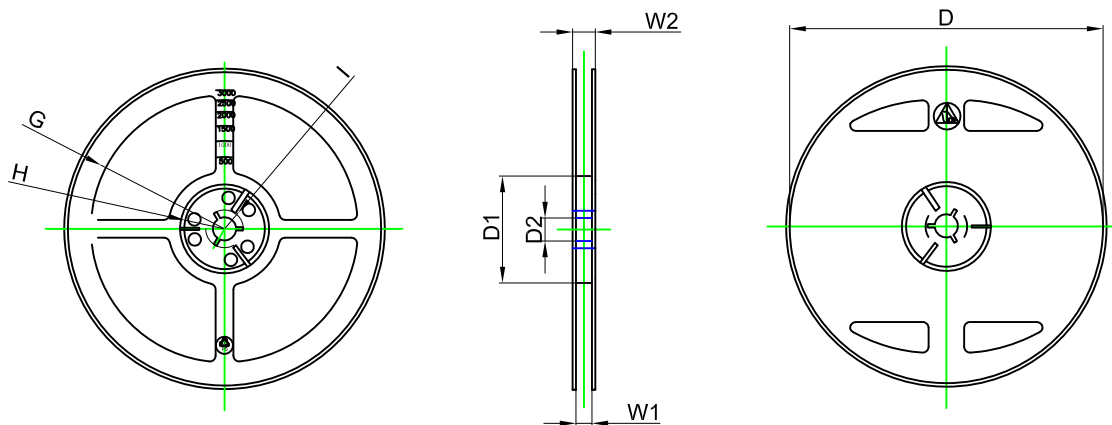
SOT-23 parts are shipped in tape. The carrier tape is made from a dissipative (carbon filled) polycarbonate resin. The cover tape is a multilayer film (Heat Activated Adhesive in nature) primarily composed of polyester film, adhesive layer, sealant, and anti-static sprayed agent. These reeled parts in standard option are shipped with 3,000 units per 7" or 17.8cm diameter reel. The reels are clear in color and is made of polystyrene plastic (anti-static coated).

Dimensions are in millimeter										
Pkg type	A	B	C	d	E	F	P0	P	P1	W
SOT-23	3.15	2.77	1.22	Ø1.50	1.75	3.50	4.00	4.00	2.00	8.00

SOT-23 Tape Leader and Trailer



SOT-23 Reel(S)



Dimensions are in millimeter								
Reel Option	D	D1	D2	G	H	I	W1	W2
7" Dia	Ø178.00	54.40	13.00	R78.00	R25.60	R9.35	9.50	12.00

REEL	Reel Size	Box	Box Size(mm)	Carton	Carton Size(mm)	G.W.(kg)
3000 pcs	7 inch	45,000 pcs	203×203×195	180,000 pcs	438×438×220	

单击下面可查看定价，库存，交付和生命周期等信息

[>>JSCJ](#)