

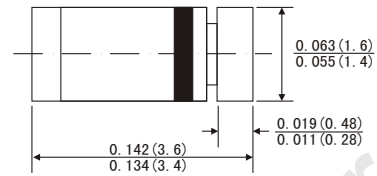
FEATURES

Silicon planar power zener diodes.
Standard zener voltage tolerance is $\pm 5\%$ with a "B" suffix, and $\pm 10\%$ with a "A" suffix. Other tolerances are available upon request.

MECHANICAL DATA

Case: JEDEC MINI-MELF, glass case.
Terminals: Solderable per MIL-STD-202, Method 208
Polarity: Color band denotes cathodes end
Weight: approx. 0.031 gram
Mounting position: any

MINI-MELF



Dimensions in inches and (millimeters)

Maximum Ratings and Thermal Characteristics

($T_A = 25^\circ\text{C}$ unless otherwise noted)

Parameter	Symbol	Value	Unit
Zener current (see Table "Characteristics")			
Power dissipation at $T_{\text{amb}} = 75^\circ\text{C}$ (Note 1)	P_{tot}	500.0	mW
Maximum thermal resistance junction to ambient (Note 1)	R_{TJA}	300	K/W
Junction temperature	T_J	175	
Storage temperature range	T_{STG}	-55 to +175	$^\circ\text{C}$
Forward voltage at $I_F = 200\text{mA}$	V_F	1.1	V

NOTE: ^{1V} Valid provided that electrodes are kept at ambient temperature.

ELECTRICAL CHARACTERISTICS (Ratings at 25°C ambient temperature unless otherwise specified)

TYPE	Nominal zener voltage		Maximum zener impedance		Typical temperature coefficient	Maximum reverse leakage current		Maximum DC zener current
	V _Z @ I _{ZT}	I _{ZT}	Z _{ZT} @ I _{ZT}	Z _{ZK} @ I _{ZK}		I _R @ V _R		
	(V)	(m A)	(Ω)	(Ω)	%/°C	(μ A)	(V)	(m A)
ZMM5221B	2.4	20	30	1200	-0.085	100	1.0	185
ZMM5222B	2.5	20	30	1250	-0.085	100	1.0	180
ZMM5223B	2.7	20	30	1300	-0.080	75	1.0	165
ZMM5224B	2.8	20	30	1400	-0.080	75	1.0	160
ZMM5225B	3.0	20	29	1600	-0.075	50	1.0	151
ZMM5226B	3.3	20	28	1600	-0.070	25	1.0	138
ZMM5227B	3.6	20	24	1700	-0.065	15	1.0	126
ZMM5228B	3.9	20	23	1900	-0.060	10	1.0	115
ZMM5229B	4.3	20	22	2000	-0.055	5.0	1.0	106
ZMM5230B	4.7	20	19	1900	± 0.030	5.0	2.0	97
ZMM5231B	5.1	20	17	1600	± 0.030	5.0	2.0	89
ZMM5232B	5.6	20	11	1600	+0.038	5.0	3.0	81
ZMM5233B	6.0	20	7	1600	+0.038	5.0	3.5	76
ZMM5234B	6.2	20	7	1000	+0.045	5.0	4.0	73
ZMM5235B	6.8	20	5	750	+0.050	3.0	5.0	67
ZMM5236B	7.5	20	6	500	+0.058	3.0	6.0	61
ZMM5237B	8.2	20	8	500	+0.062	3.0	6.5	55
ZMM5238B	8.7	20	8	600	+0.065	3.0	6.5	52
ZMM5239B	9.1	20	10	600	+0.068	3.0	7.0	50
ZMM5240B	10	20	17	600	+0.075	3.0	8.0	45
ZMM5241B	11	20	22	600	+0.076	2.0	8.4	41
ZMM5242B	12	20	30	600	+0.077	1.0	9.1	38
ZMM5243B	13	9.5	13	600	+0.079	0.5	9.9	35
ZMM5244B	14	9.0	15	600	+0.082	0.1	10	32
ZMM5245B	15	8.5	16	600	+0.082	0.1	11	30
ZMM5246B	16	7.8	17	600	+0.083	0.1	12	28
ZMM5247B	17	7.4	19	600	+0.084	0.1	13	27
ZMM5248B	18	7.0	21	600	+0.085	0.1	14	25
ZMM5249B	19	6.6	23	600	+0.086	0.1	14	24
ZMM5250B	20	6.2	25	600	+0.086	0.1	15	23
ZMM5251B	22	5.6	29	600	+0.087	0.1	17	21.2
ZMM5252B	24	5.2	33	600	+0.087	0.1	18	19.1
ZMM5253B	25	5.0	35	600	+0.089	0.1	19	18.2
ZMM5254B	27	4.6	41	600	+0.090	0.1	21	16.8
ZMM5255B	28	4.5	44	600	+0.091	0.1	21	16.2
ZMM5256B	30	4.2	49	600	+0.091	0.1	23	15.1
ZMM5257B	33	3.8	58	700	+0.092	0.1	25	13.8
ZMM5258B	36	3.4	70	700	+0.093	0.1	27	12.6
ZMM5259B	39	3.2	80	800	+0.094	0.1	30	11.5
ZMM5260B	43	3.0	93	900	+0.095	0.1	33	10.6
ZMM5261B	47	2.7	105	1000	+0.095	0.1	36	9.7
ZMM5262B	51	2.5	125	1100	+0.096	0.1	39	8.9
ZMM5263B	56	2.2	150	1300	+0.096	0.1	43	-
ZMM5264B	60	2.1	170	1400	+0.097	0.1	46	-
ZMM5265B	62	2.0	185	1400	+0.097	0.1	47	-
ZMM5266B	68	1.8	230	1600	+0.097	0.1	52	-
ZMM5267B	75	1.7	270	1700	+0.098	0.1	56	-

FIG.1 -- BREAKDOWN CHARACTERISTICS

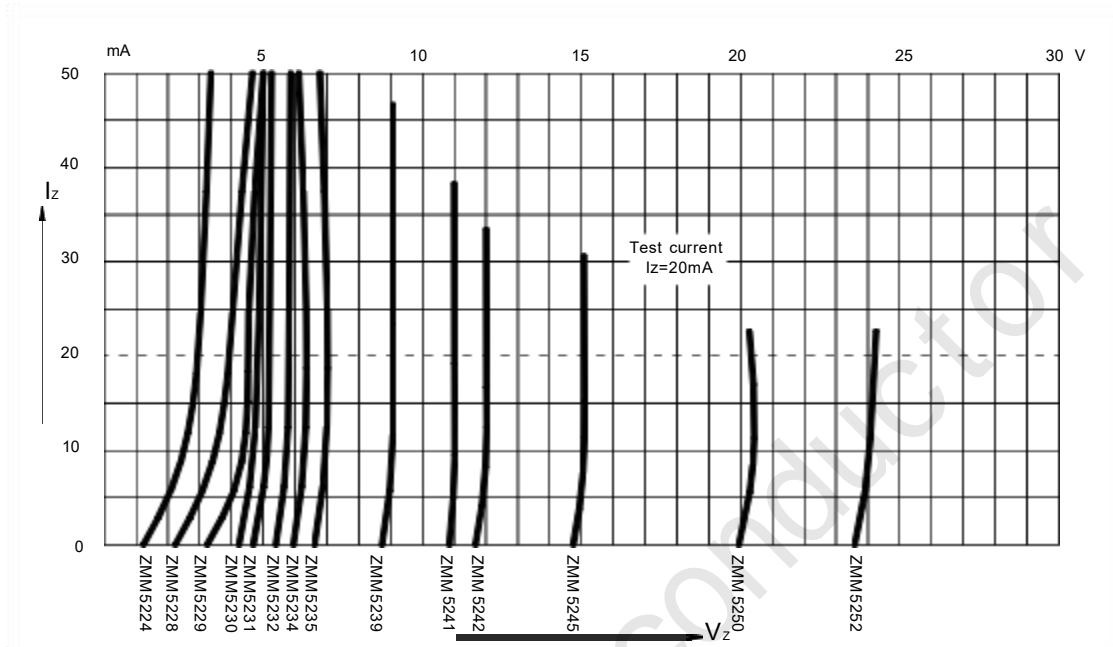
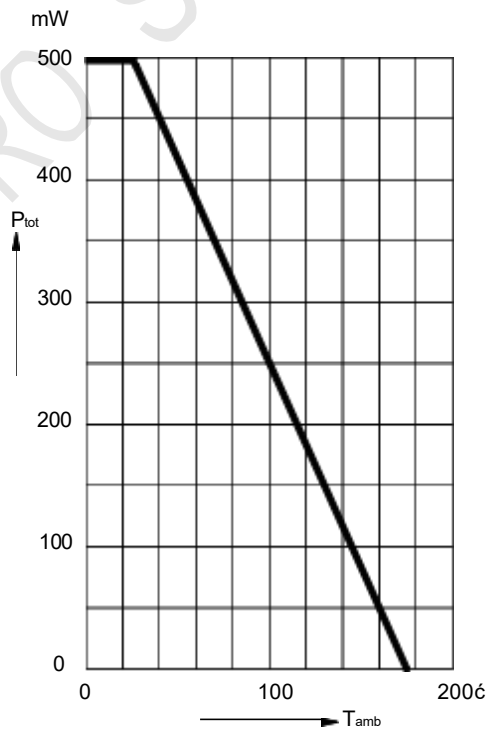


FIG.2 -- ADMISSIBLE POWER DISSIPATION VERSUS AMBIENT TEMPERATURE



单击下面可查看定价，库存，交付和生命周期等信息

[>>JSMSEMI\(杰盛微\)](#)