

This connector is a small connector that can be widely used for the wiring for automotive electrical equipment. There are 2 kinds of connector for signal and hybrid type for signal and power supply.

### Features

#### ● High reliability

Using the tried and true terminal ensures high performance and high reliability.

The retainer (secondary lock) is provided for automobile, and reliability is improved.

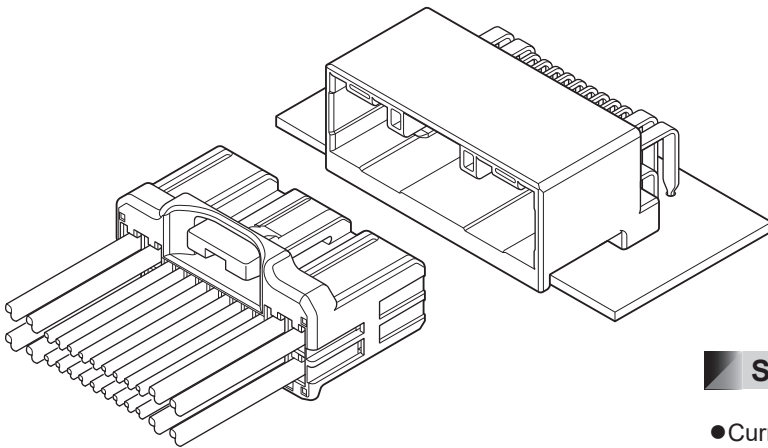
#### ● Variation

Many variations

#### ● Diversity

It is hybrid structures of using 0.64 terminals for signal, and 2.3 terminals for power supply.

It is possible to correspond also to large current circuit.



### Specifications (0.64 Terminal)

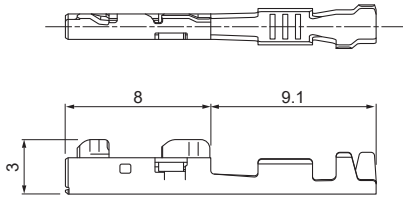
- Current rating: 7 A AC, DC (0.5 mm<sup>2</sup>, Single circuit)
- Voltage rating: 50 V AC, DC
- Temperature range: -40°C to +105°C  
(including temperature rise in applying electrical current)
- Contact resistance: Initial value/ 8 mΩ max.  
After environmental tests/ 16 mΩ max.
- Insulation resistance: 100 MΩ min.
- Withstanding voltage: 1,000 VAC/minute
- Applicable wire: AVSS/CAVS  
0.64 Terminal S; 0.3 mm<sup>2</sup> to 0.5 mm<sup>2</sup>  
AESSX 0.5 mm<sup>2</sup>

\* Compliant with ELV/RoHS2.

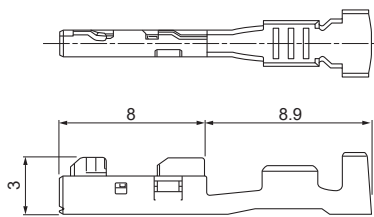
\* Contact JST for details.

## Female terminal

### ●0.64 Female terminal SSS



### ●0.64 Female terminal S



Terminal	Model No.	Applicable wire range		Q'ty/reel
		Conductor (mm <sup>2</sup> )	Insulation O.D. (mm)	
*0.64 SSS	<b>SNAC3-A001T-M0.64</b>	0.13	0.85	6,000
0.64 S	<b>SNAC3-A021T-M0.64</b>	0.3 to 0.5	1.4 to 1.8	5,000

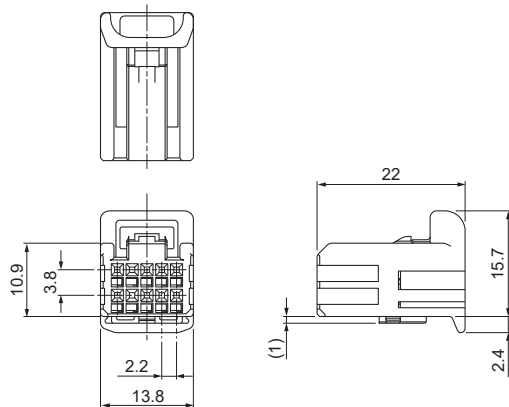
#### Material and Finish

Copper alloy, tin-plated (reflow treatment)

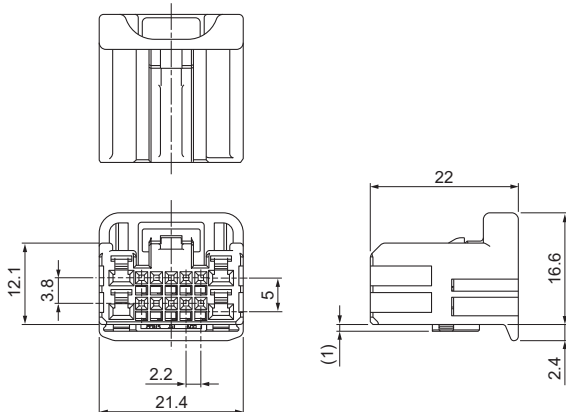
Note: 1. Contact JST for 2.3 II female terminal for power supply.  
2. \*Please contact JST about the use of these parts.

## Female connector

### ●10SHC-B-1A



### ●14SHC-B-1A



Circuits	Model No.	Q'ty/box	Color	
			Housing	Retainer
10	<b>10SHC-B-1A</b>	180	Gray	Blue
14	<b>14SHC-B-1A</b>	120	Gray	Blue
24	<b>24SHC-B-1A</b>	72	Gray	Blue
26	<b>26SHC-B-1A</b>	60	Gray	Blue
	<b>26SHC-B-2A</b>	60	Black	Blue
32	<b>32SHC-B-1A</b>	60	Gray	Blue

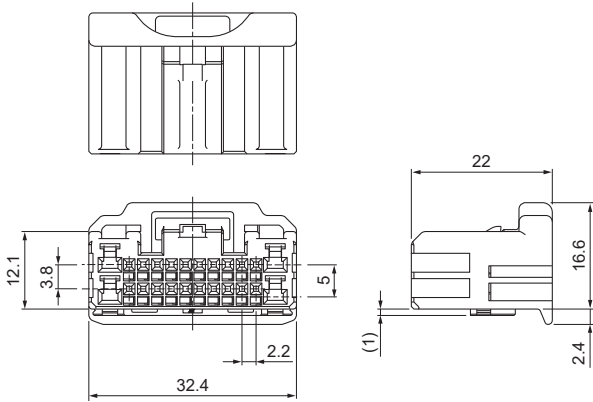
#### Material and Finish

Housing: PBT  
Retainer: PBT

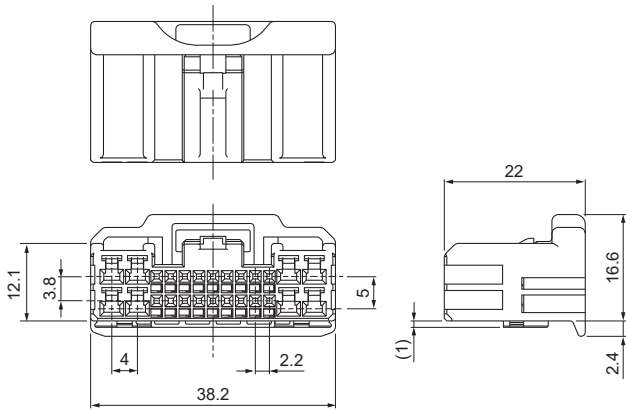
# SHC CONNECTOR

## Female connector

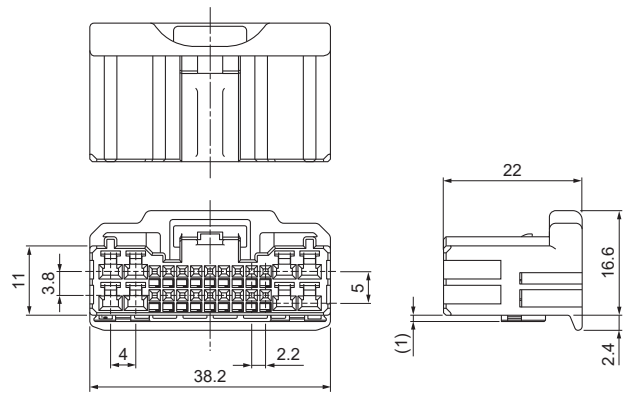
### ●24SHC-B-1A



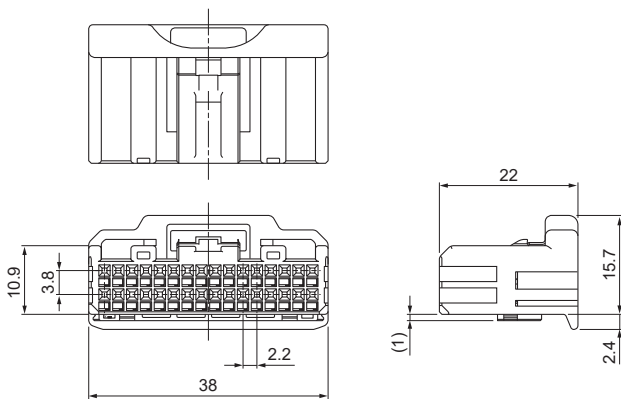
### ●26SHC-B-1A



### ●26SHC-B-2A

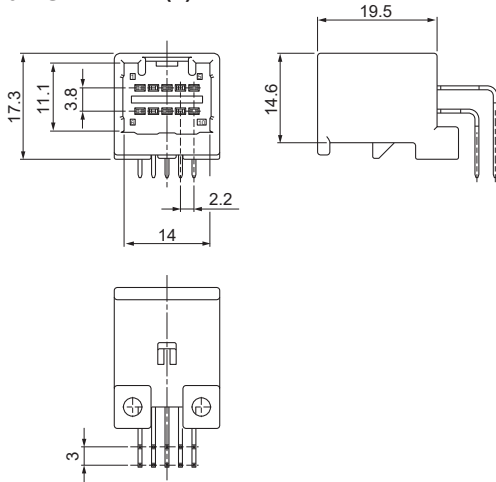


### ●32SHC-B-1A

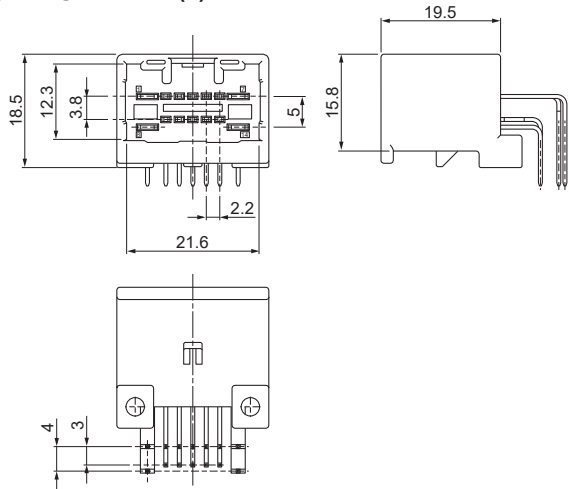


## Male connector

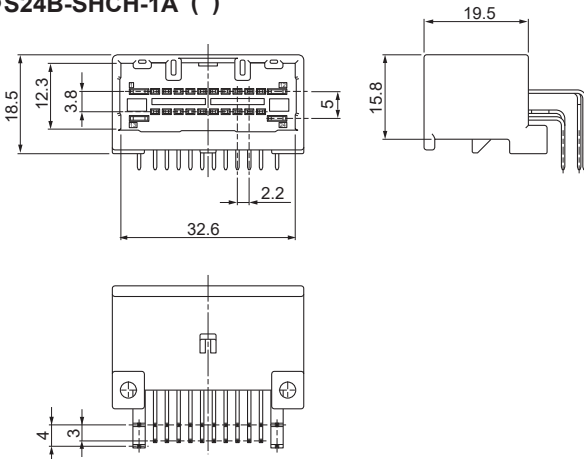
● S10B-SHCH-1A ( )



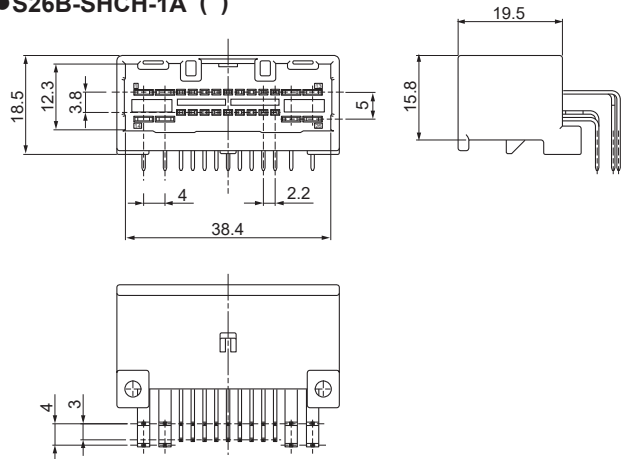
● S14B-SHCH-1A ( )



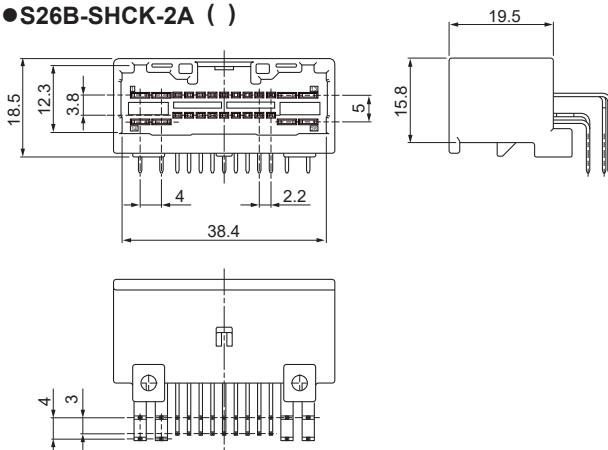
● S24B-SHCH-1A ( )



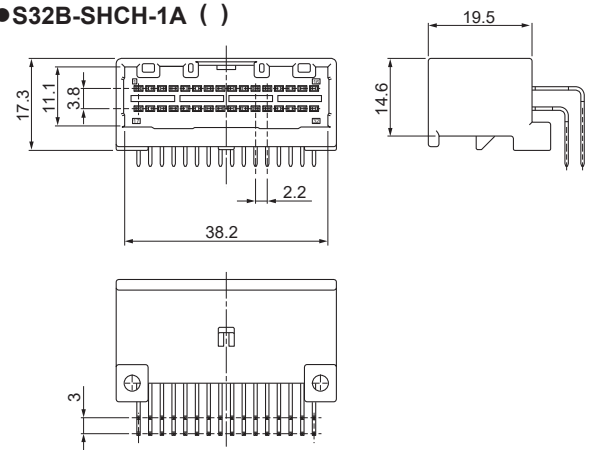
● S26B-SHCH-1A ( )



● S26B-SHCK-2A ( )



● S32B-SHCH-1A ( )



Circuits	Model No.		Color	Q'ty/box	
	Magazine stick	Tray packed		Magazine stick	Tray packed
10	S10B-SHCH-1A (M)	S10B-SHCH-1A R	Gray	1,200	600
14	S14B-SHCH-1A (M)	S14B-SHCH-1A R	Gray	816	400
24	S24B-SHCH-1A (M)	S24B-SHCH-1A R	Gray	576	280
26	S26B-SHCH-1A (M)	S26B-SHCH-1A R	Gray	480	240
	S26B-SHCK-2A (M)	S26B-SHCK-2A R	Black	480	240
32	S32B-SHCH-1A (M)	S32B-SHCH-1A R	Gray	480	240

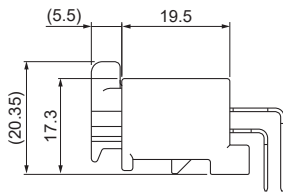
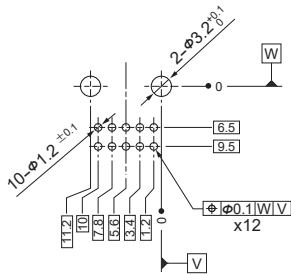
### Material and Finish

Housing: Glass-filled PBT  
 Male pin: Brass, nickel-undercoated, tin-plated (reflow treatment)

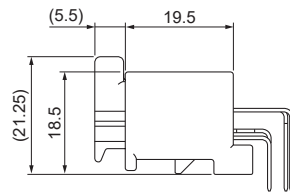
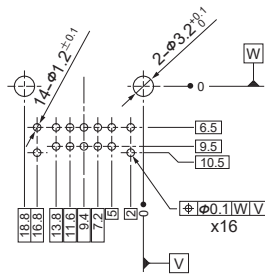
# SHC CONNECTOR

## PC board layout, Assembly layout

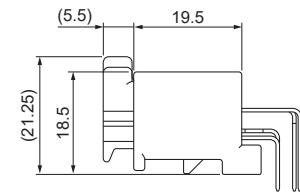
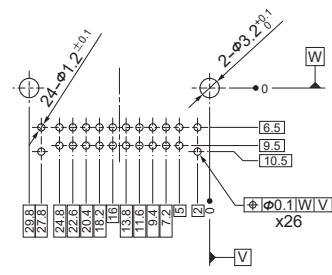
●S10B-SHCH-1A ( )



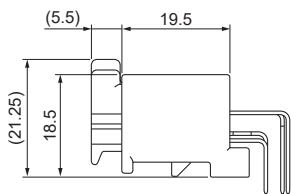
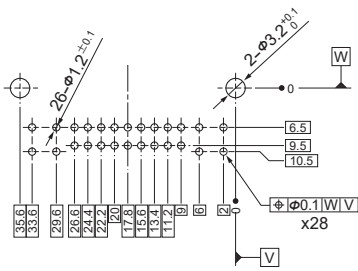
●S14B-SHCH-1A ( )



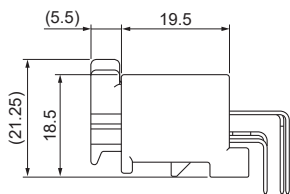
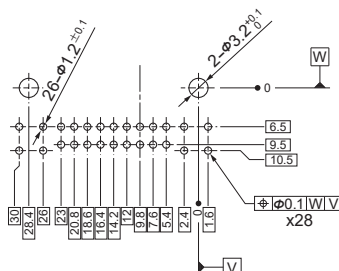
●S24B-SHCH-1A ( )



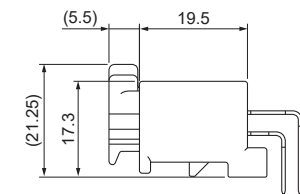
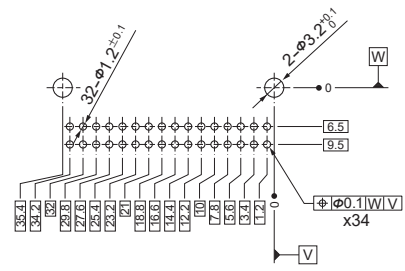
●S26B-SHCH-1A ( )



●S26B-SHCK-2A ( )



●S32B-SHCH-1A ( )



## Crimping machine, Applicator, Hand crimp tool

Strip terminal	Crimping machine	Crimp applicator MKS-L		Hand crimp tool	Applicable wire
		Dies	Crimp applicator with dies		
SNAC3-A001T-M0.64	AP-K2N	MK/SNAC3-A001-064	APLMK SNAC3-A001-064	—	—
SNAC3-A021T-M0.64		MK/SNAC3-A021-064	APLMK SNAC3-A021-064	YRK-1003	AVSS0.5, CAVS0.5

Note: When crimping operation is conducted using an applicator and die set other than the above, JST cannot guarantee the performance of the terminal.

单击下面可查看定价，库存，交付和生命周期等信息

[>>JST\(杰世腾\)](#)