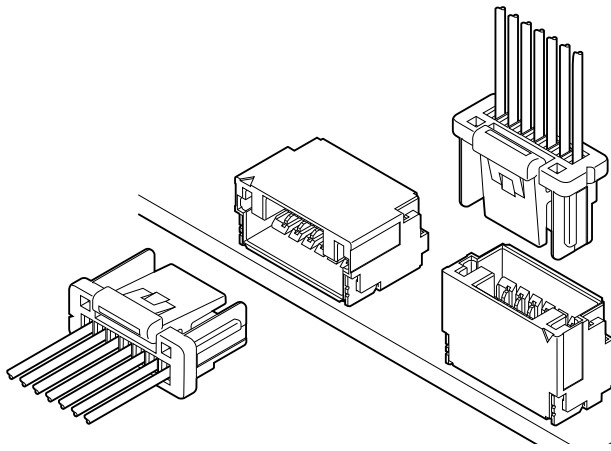


NSH CONNECTOR

1.0 mm pitch/Disconnectable Crimp style connectors



1.0 mm pitch secure lock type connector. This low insertion force type connector realizes easier mating operation. The basic concept of the contact part of this connector is equivalent to the performance proven SHL connector.

- Secure locking structure
- Contact lock structure
- Prevention of contact deformation
- Clear engagement click sounds

Specifications

- Current rating: 1.0 A AC/DC (AWG #28)
- Voltage rating: 50 V AC/DC
- Temperature range: -25°C to +85°C
(including temperature rise in applying electrical current)
- Contact resistance: Initial value/ 30 mΩ max.
After environmental tests/ 50 mΩ max.
- Insulation resistance: 100 MΩ min.
- Withstanding voltage: 500 VAC/minute
- Applicable wire: Conductor size/ AWG #32 to #28
Insulation O.D./ 0.4 to 0.8 mm

* In using the products, refer to "Handling Precautions for Terminals and Connectors" described on our website (Technical documents of Product information page).

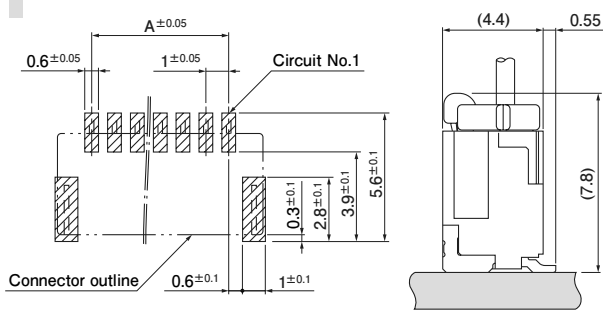
- * RoHS2 compliance
- * Dimensional unit: mm
- * Contact JST for details.

Standards

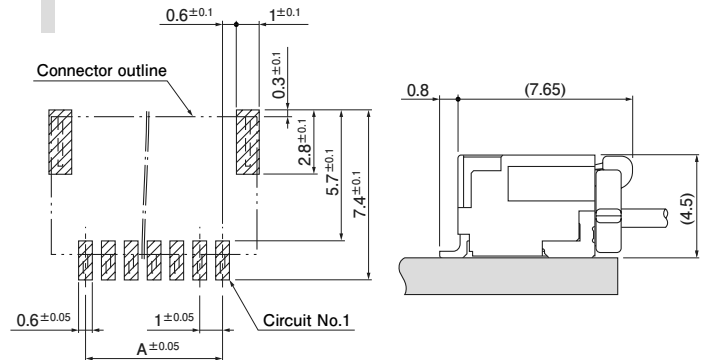
Ⓜ Recognized E60389

PC board layout and Assembly layout

Top entry type

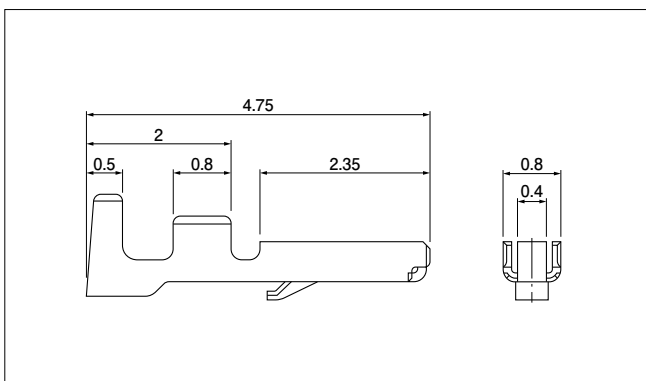


Side entry type



- Note: 1. The above figure is the figure viewed from the connector mounting side.
2. Tolerances are non-cumulative: ± 0.05 mm for all centers.
3. The dimensions above should serve as a guideline. Contact JST for details.

Contact



Model No.	Applicable wire		Insulation O.D. (mm)	Q'ty/reel
	mm ²	AWG#		
SSH-003T-P0.2	0.032 to 0.08	32 to 28	0.4 to 0.8	41,000

Material and Finish

Phosphor bronze, tin-plated (reflow treatment)

RoHS2 compliance

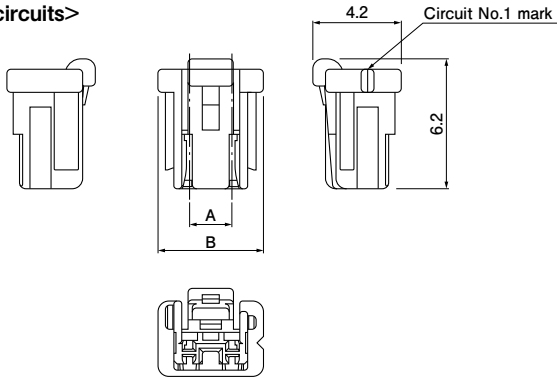
Contact	Crimping machine	Applicator		
		Crimp applicator	Dies	Crimp applicator with dies
SSH-003T-P0.2	AP-K2N	MKS-L-10-3	MK/SSH/L-003-02	APLMK SSH/L003-02

Note: Contact JST for fully automatic crimping applicator.

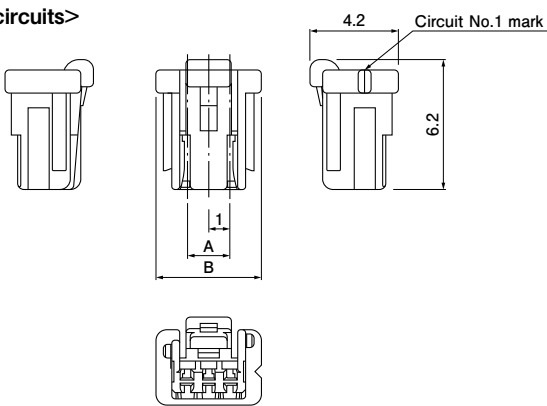
NSH CONNECTOR

Housing

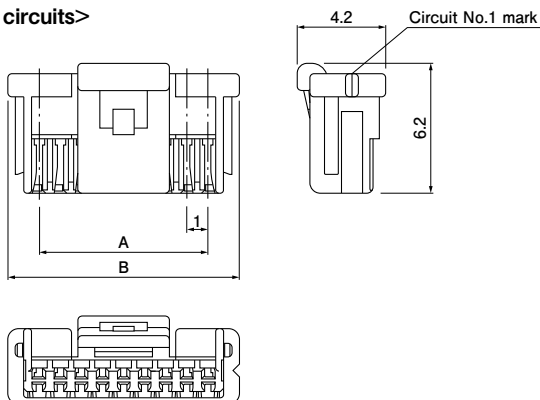
<2 circuits>



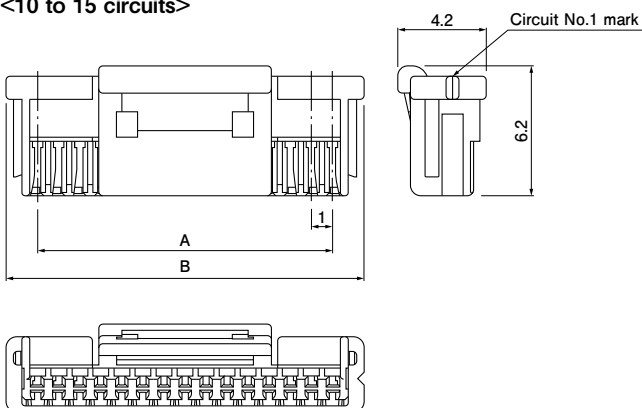
<3 circuits>



<4 to 9 circuits>



<10 to 15 circuits>



No. of circuits	Model No.	Dimensions (mm)		Q'ty/ bag
		A	B	
2	NSHR-02V-S	*2.0	*5.0	3,000
3	NSHR-03V-S	2.0	5.0	3,000
4	NSHR-04V-S	3.0	6.0	2,500
5	NSHR-05V-S	4.0	7.0	2,000
6	NSHR-06V-S	5.0	8.0	1,500
7	NSHR-07V-S	6.0	9.0	1,500
8	NSHR-08V-S	7.0	10.0	1,500
9	NSHR-09V-S	8.0	11.0	1,000
10	NSHR-10V-S	9.0	12.0	1,000
11	NSHR-11V-S	10.0	13.0	1,000
12	NSHR-12V-S	11.0	14.0	1,000
13	NSHR-13V-S	12.0	15.0	1,000
14	NSHR-14V-S	13.0	16.0	1,000
15	NSHR-15V-S	14.0	17.0	1,000

Material and Finish

PBT, UL94V-0, natural

RoHS2 compliance

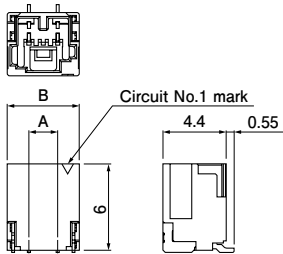
Note: 2 circuits product is that the second pin of 3 circuits product is plugged up. (Between circuits 2.0mm pitch)

NSH CONNECTOR

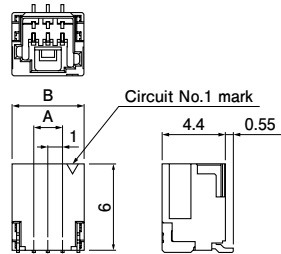
Header

Top entry type

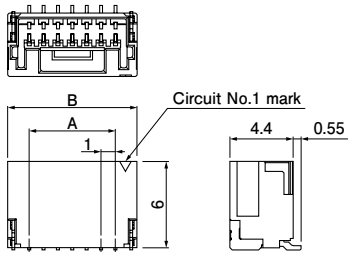
<2 circuits>



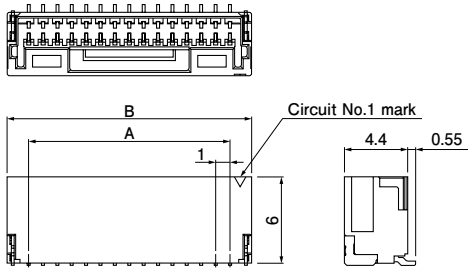
<3 circuits>



<4 to 9 circuits>

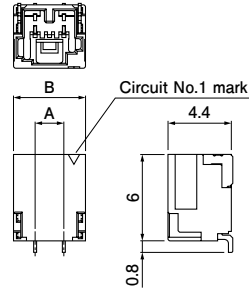


<10 to 15 circuits>

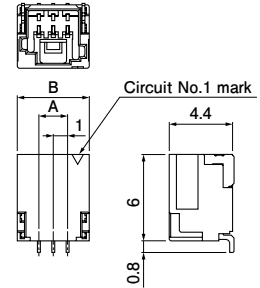


Side entry type

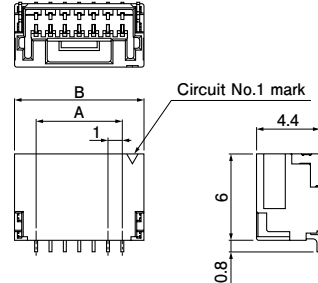
<2 circuits>



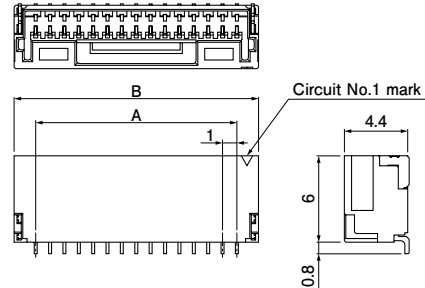
<3 circuits>



<4 to 9 circuits>



<10 to 15 circuits>



Top entry type

No. of circuits	Model No.	Dimensions (mm)		Q'ty/ reel
		A	B	
2	BM02B-NSHSS-TBT	*2.0	*5.0	1,000
3	BM03B-NSHSS-TBT	2.0	5.0	1,000
4	BM04B-NSHSS-TBT	3.0	6.0	1,000
5	BM05B-NSHSS-TBT	4.0	7.0	1,000
6	BM06B-NSHSS-TBT	5.0	8.0	1,000
7	BM07B-NSHSS-TBT	6.0	9.0	1,000
8	BM08B-NSHSS-TBT	7.0	10.0	1,000
9	BM09B-NSHSS-TBT	8.0	11.0	1,000
10	BM10B-NSHSS-TBT	9.0	12.0	1,000
11	BM11B-NSHSS-TBT	10.0	13.0	1,000
12	BM12B-NSHSS-TBT	11.0	14.0	1,000
13	BM13B-NSHSS-TBT	12.0	15.0	1,000
14	BM14B-NSHSS-TBT	13.0	16.0	1,000
15	BM15B-NSHSS-TBT	14.0	17.0	1,000

Material and Finish

Contact: Copper alloy, copper-undercoated, tin-plated (reflow treatment)
 Wafer: Polyamide, UL94V-0, natural
 Reinforcement: Copper alloy, copper-undercoated, tin-plated (reflow treatment)

RoHS2 compliance This product displays (LF)(SN) on a label.
 Note: 1. The products listed above are supplied on embossed-tape/with suction tape.
 2. 2 circuits product is that the second pin of 3 circuits product is plugged up. (Between circuits 2.0 mm pitch)

Side entry type

No. of circuits	Model No.	Dimensions (mm)		Q'ty/ reel
		A	B	
2	SM02B-NSHSS-TB	*2.0	*5.0	1,500
3	SM03B-NSHSS-TB	2.0	5.0	1,500
4	SM04B-NSHSS-TB	3.0	6.0	1,500
5	SM05B-NSHSS-TB	4.0	7.0	1,500
6	SM06B-NSHSS-TB	5.0	8.0	1,500
7	SM07B-NSHSS-TB	6.0	9.0	1,500
8	SM08B-NSHSS-TB	7.0	10.0	1,500
9	SM09B-NSHSS-TB	8.0	11.0	1,500
10	SM10B-NSHSS-TB	9.0	12.0	1,500
11	SM11B-NSHSS-TB	10.0	13.0	1,500
12	SM12B-NSHSS-TB	11.0	14.0	1,500
13	SM13B-NSHSS-TB	12.0	15.0	1,500
14	SM14B-NSHSS-TB	13.0	16.0	1,500
15	SM15B-NSHSS-TB	14.0	17.0	1,500

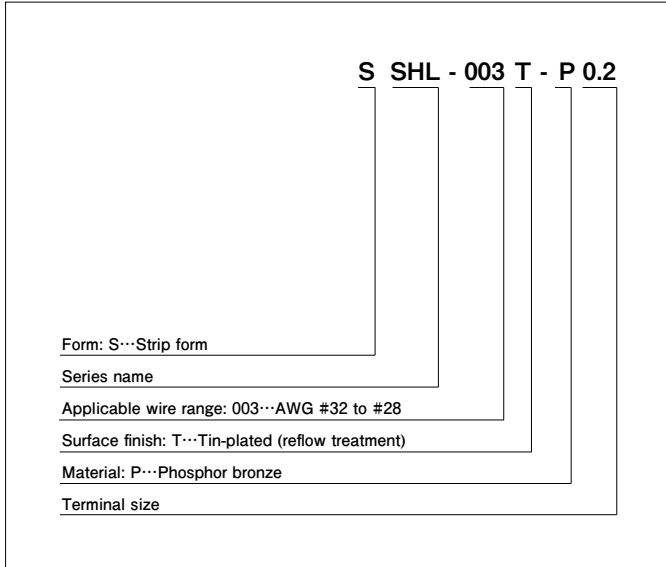
Material and Finish

Contact: Copper alloy, copper-undercoated, tin-plated (reflow treatment)
 Wafer: Polyamide, UL94V-0, natural
 Reinforcement: Copper alloy, copper-undercoated, tin-plated (reflow treatment)

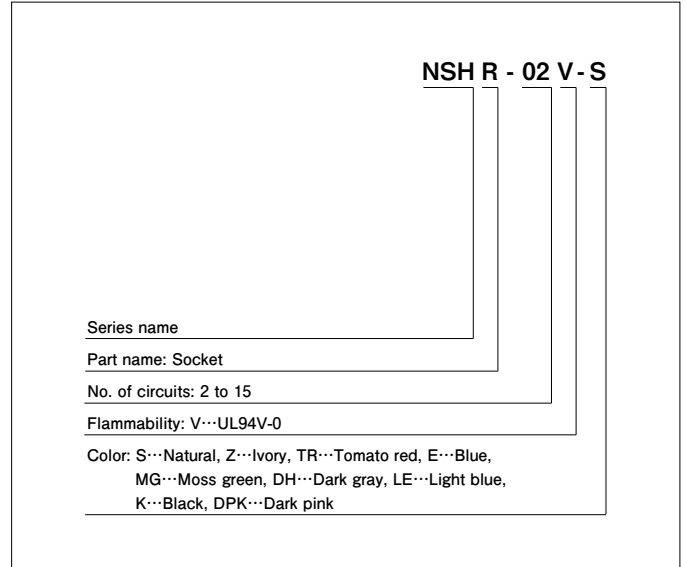
RoHS2 compliance This product displays (LF)(SN) on a label.
 Note: 1. The products listed above are supplied on embossed-tape/without suction tape.
 2. 2 circuits product is that the second pin of 3 circuits product is plugged up. (Between circuits 2.0 mm pitch)

Model number allocation

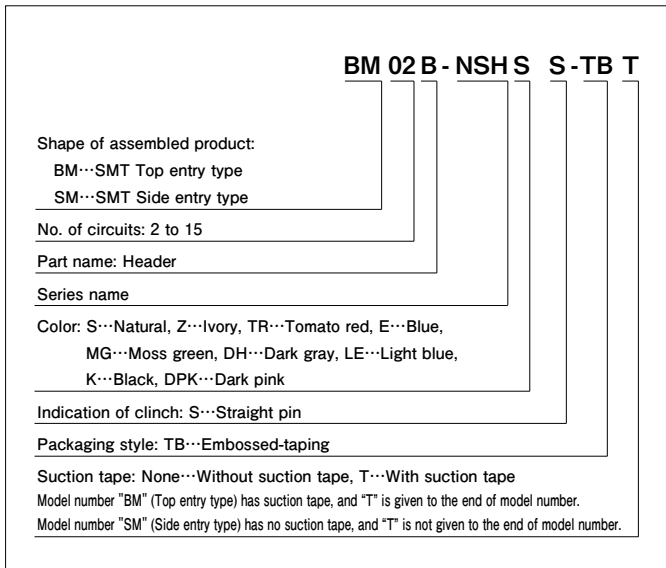
Contact



Housing



Header



单击下面可查看定价，库存，交付和生命周期等信息

[>>JST\(杰世腾\)](#)