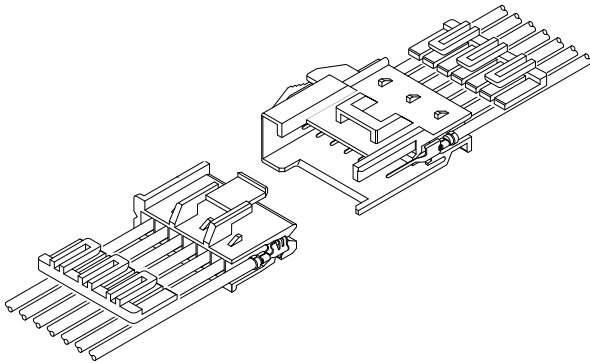


XM CONNECTOR

2.5 mm pitch/Crimp style wire-to-wire connectors



The retainer provides added protection against non-insertion or disconnection.

- Inner-housing lock
- Secondary retainers
- Housing lance
- Mountable on a variety of panels
- Contacts smoothly insert into the housings without colliding with internal obstacles

Specifications

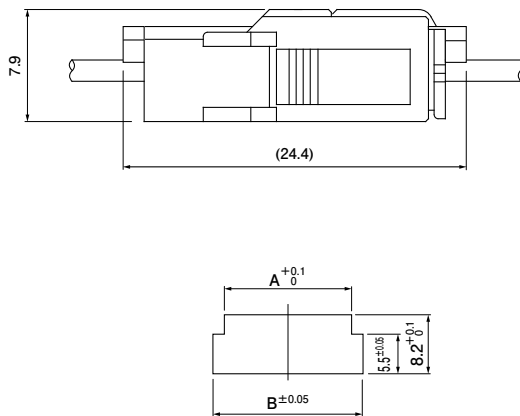
- Current rating: 3 A AC/DC
 - Voltage rating: 250 V AC/DC
 - Temperature range: -25°C to +85°C
(including temperature rise in applying electrical current)
 - Contact resistance: Initial value/ 10 mΩ max.
After environmental tests/ 20 mΩ max.
 - Insulation resistance: 500 MΩ min.
 - Withstanding voltage: 1,500 VAC/minute
 - Applicable wire: AWG #28 to #20
0.08 to 0.50 mm²
 - Applicable panel thickness: 0.5 to 1.8 mm
- * In using the products, refer to "Handling Precautions for Terminals and Connectors" described on our website (Technical documents of Product information page).
- * RoHS2 compliance
- * Dimensional unit: mm
- * Contact JST for details.

Standards

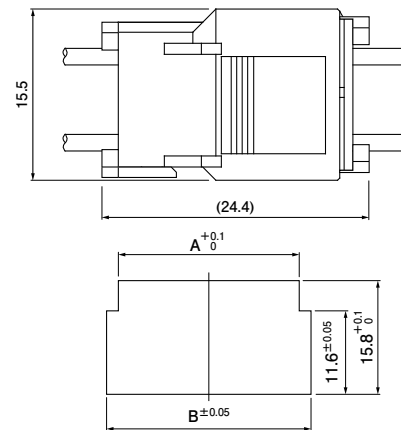
- Recognized E60389
- Certified LR20812

Panel Layout and Assembly layout

(2 to 12 circuits)



(18 circuits)



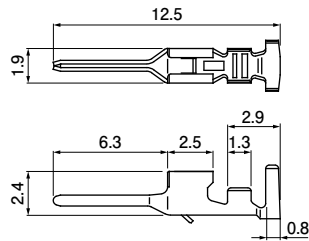
No. of circuits	Receptacle housing	Panel hole dimensions (mm)		General tolerance	Applicable panel thickness (mm)
		A ^{+0.1/0}	B ^{±0.05}		
2	XMR-02V	9.3	12.6	0.5~1.8	
3	XMR-03V	10.3	13.6		
4	XMR-04V	12.8	16.1		
5	XMR-05V	15.3	18.6		
6	XMR-06V	17.8	21.1		
7	XMR-07V	20.3	23.6		
8	XMR-08V	22.8	26.1		
9	XMR-09V	25.3	28.6		
10	XMR-10V	27.8	31.1		
11	XMR-11V	30.3	33.6		
12	XMR-12V	32.8	36.1		
18	XMR-18V	25.3	28.6		

- Note: 1. Punch holes in the panel according to the sketch and table above. Burrs must be removed.
 2. The strength of the panel must be considered when punching two or more holes.
 3. The connector must be inserted from the same side as the hole is punched.

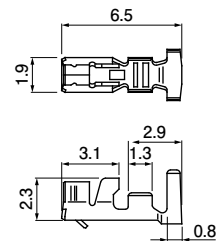
XM CONNECTOR

Contact

Pin contact



Socket contact



Model No.		Applicable wire		Insulation O.D. (mm)	Q'ty/reel	
Pin contact	Socket contact	mm ²	AWG #		Pin contact	Socket contact
SXM-001T-P0.6	SXA-001T-P0.6	0.08~0.33	28~22	0.8~1.9	7,000	8,000
*SXM-01T-P0.6	SXA-01T-P0.6	0.22~0.50	24~20	1.5~1.9	7,000	8,000
—	SXA-001T-P0.6L	0.13~0.33	26~22	1.3~1.9	—	8,000

Material and Finish

Phosphor bronze, tin-plated (reflow treatment)

RoHS2 compliance

- Note: 1. Contact JST for special products.
2. *Marked product is not UL/CSA approved.

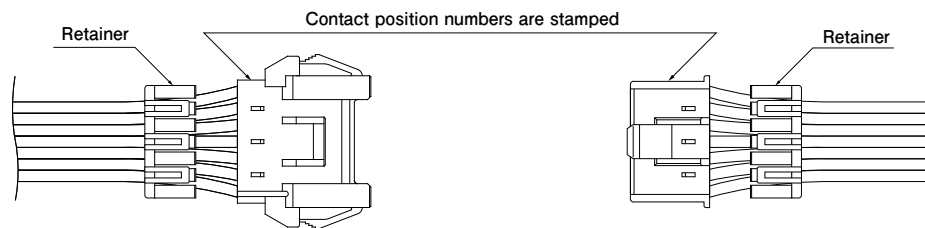
Contact	Crimping machine	Applicator		
		Crimp applicator	Dies	Crimp applicator with dies
SXM-001T-P0.6	AP-K2N	MKS-L	MK/SXA/M-001-06	APLMK SXA/M001-06
SXM-01T-P0.6			MK/SXA/M-01-06	APLMK SXA/M01-06

Note: Contact JST for fully automatic crimping applicator.

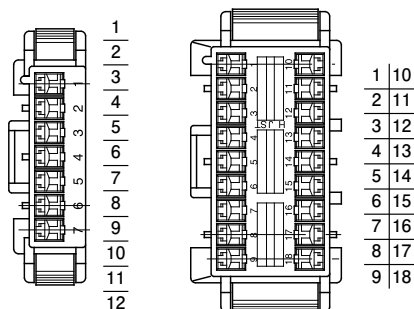
Contact	Crimping machine	Applicator		
		Crimp applicator	Dies	Crimp applicator with dies
SXA-001T-P0.6	AP-K2N	MKS-L	MK/SXA/M-001-06	APLMK SXA/M001-06
SXA-01T-P0.6			MK/SXA/M-01-06	APLMK SXA/M01-06
SXA-001T-P0.6L			MK/SXA-001-06L	APLMK SXA001-06L

Note: Contact JST for fully automatic crimping applicator.

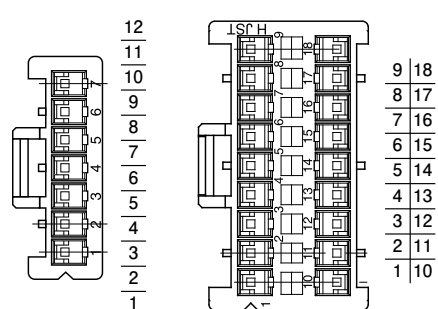
Contact position location numbers



Receptacle housing

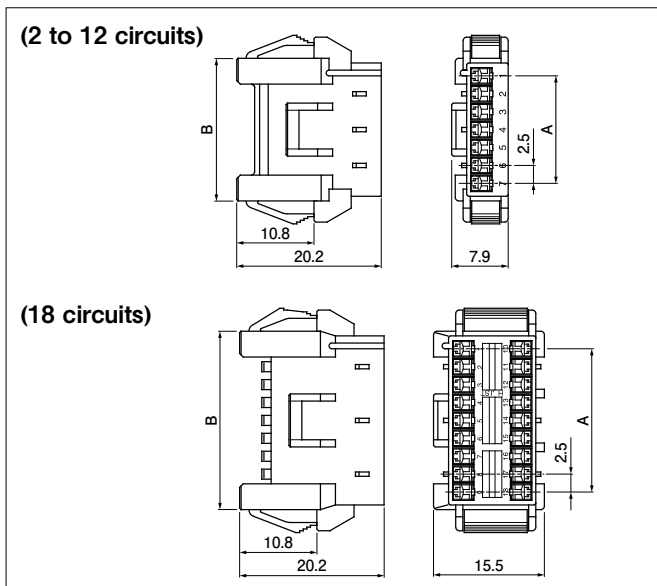


Plug housing



XM CONNECTOR

Receptacle housing (for Pin contact)



No. of circuits	Model No.	Dimensions (mm)		Q'ty/bag
		A	B	
2	XMR-02V	2.5	8.9	1,000
3	XMR-03V	5.0	9.9	1,000
4	XMR-04V	7.5	12.4	500
5	XMR-05V	10.0	14.9	500
6	XMR-06V	12.5	17.4	500
7	XMR-07V	15.0	19.9	500
8	XMR-08V	17.5	22.4	500
9	XMR-09V	20.0	24.9	500
10	XMR-10V	22.5	27.4	500
11	XMR-11V	25.0	29.9	500
12	XMR-12V	27.5	32.4	500
18	XMR-18V	20.0	24.9	500

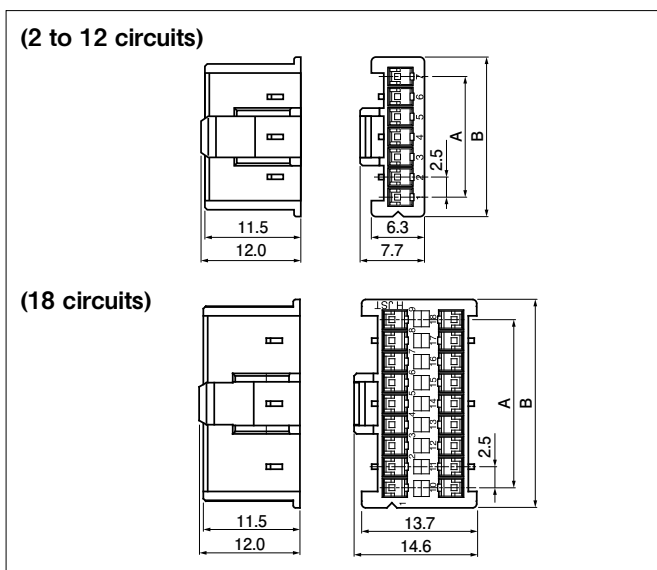
Material and Finish

PA 66, UL94V-0

RoHS2 compliance

Note: Receptacle housings without panel lock device are also available for 2, 3, 4, 6, 7, 8 and 9 circuits.

Plug housing (for Socket contact)



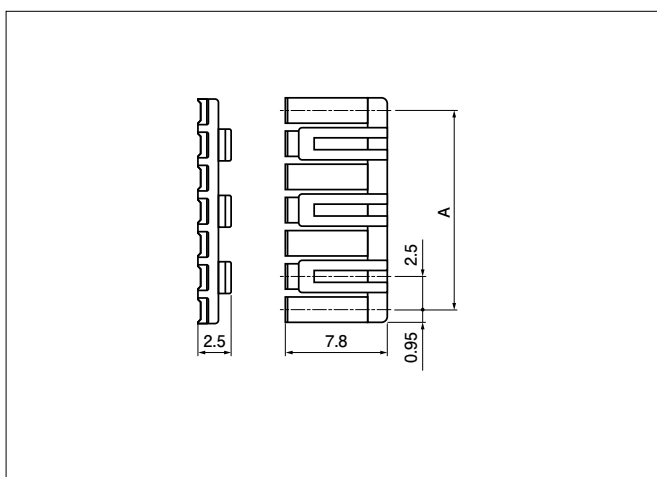
No. of circuits	Model No.	Dimensions (mm)		Q'ty/bag
		A	B	
2	XMP-02V	2.5	8.8	1,000
3	XMP-03V	5.0	9.8	1,000
4	XMP-04V	7.5	12.3	1,000
5	XMP-05V	10.0	14.8	500
6	XMP-06V	12.5	17.3	500
7	XMP-07V	15.0	19.8	500
8	XMP-08V	17.5	22.3	500
9	XMP-09V	20.0	24.8	500
10	XMP-10V	22.5	27.3	500
11	XMP-11V	25.0	29.8	500
12	XMP-12V	27.5	32.3	500
18	XMP-18V	20.0	24.8	500

Material and Finish

PA 66, UL94V-0

RoHS2 compliance

Retainer



No. of circuits	Model No.	Dimensions A (mm)	Q'ty/bag
2	XMS-02V	2.5	1,000
3	XMS-03V	5.0	1,000
4	XMS-04V	7.5	1,000
5	XMS-05V	10.0	1,000
6	XMS-06V	12.5	1,000
7	XMS-07V	15.0	1,000
8	XMS-08V	17.5	1,000
9 · 18	XMS-09V	20.0	1,000
10	XMS-10V	22.5	1,000
11	XMS-11V	25.0	1,000
12	XMS-12V	27.5	1,000

Material and Finish

Glass-filled PA 66, UL94V-0

RoHS2 compliance

Note: Commonly used for 9-circuit and 18-circuit housings.

单击下面可查看定价，库存，交付和生命周期等信息

[>>JST\(杰世腾\)](#)