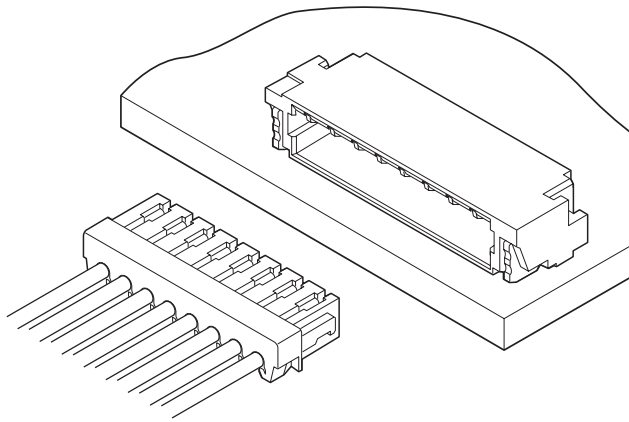


SUR CONNECTOR

0.8mm pitch/Disconnectable Insulation displacement connectors



The world's first 0.8 mm pitch wire-to-board insulation displacement connector.

Side entry type is only 3.9 mm depth and 1.75 mm height after mounting on the PC board, and top entry type is only 2.2 mm depth and 3.9 mm height.

Compared to the conventional 1.0 mm pitch SSR connector, occupation space on the board is reduced by 34% (side entry type).

- 3-point grip construction
- Super fine wires are applicable
- Shrouded header
- Twin U-slot insulation displacement section

Specifications

- Current rating: 0.5 A AC, DC (AWG #32)
0.2 A AC, DC (AWG #36)
- Voltage rating: 30 V DC
- Temperature range: -25°C to +85°C
(including temperature rise in applying electrical current)
- Contact resistance: Initial value/ 20 mΩ max.
After environmental tests / 40 mΩ max.
- Insulation resistance: 100 MΩ min.
- Withstanding voltage: 200 VAC/minute
- Applicable wire: Conductor size/ AWG #32, #36
Conductor/ 7 strands,
tin-coated copper alloy
Insulation O.D./ 0.39 mm

- * Refer to "General Instruction and Notice when using Terminals and Connectors" at the end of this catalog.
- * Contact JST for details.
- * Compliant with RoHS.

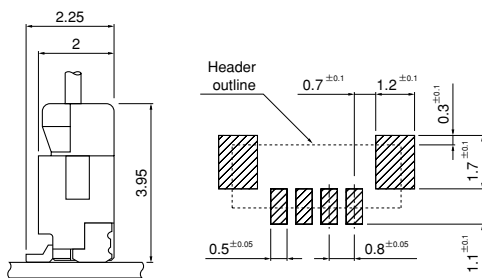
Standards

Recognized E60389

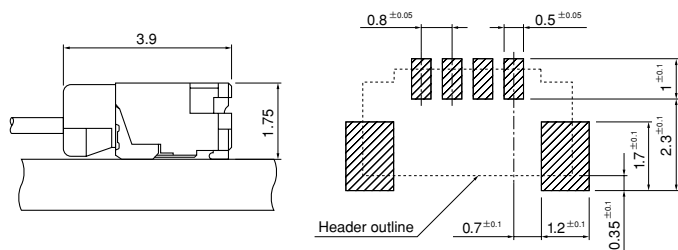
Certified LR20812

PC board layout and Assembly layout

Top entry type



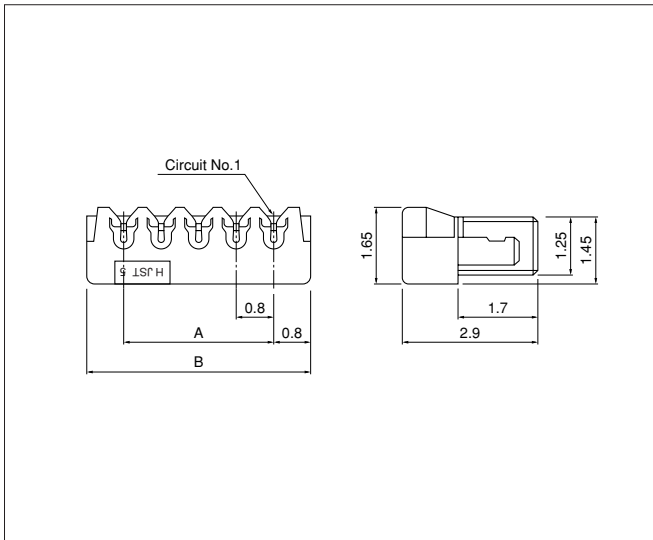
Side entry type



- Note: 1. The above figure is the figure viewed from the connector mounting side.
2. Tolerances are non-cumulative: ±0.05 mm for all centers.
3. Dimensions above should serve as a guideline. Contact JST for details.

SUR CONNECTOR

Socket



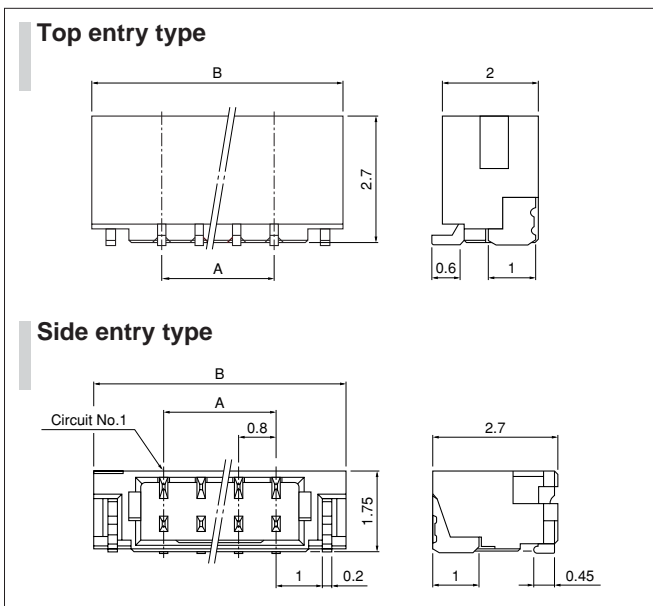
Circuits	Model No.		Dimensions (mm)		Q'ty/box
	#32(Natural)	#36(Lemon yellow)	A	B	
2	02SUR-32S	02SUR-36L	0.8	2.4	2,000
3	03SUR-32S	03SUR-36L	1.6	3.2	2,000
4	04SUR-32S	04SUR-36L	2.4	4.0	2,000
5	05SUR-32S	05SUR-36L	3.2	4.8	2,000
6	06SUR-32S	06SUR-36L	4.0	5.6	2,000
8	08SUR-32S	08SUR-36L	5.6	7.2	2,000
10	10SUR-32S	10SUR-36L	7.2	8.8	2,000
12	12SUR-32S	12SUR-36L	8.8	10.4	2,000
14	14SUR-32S	14SUR-36L	10.4	12.0	2,000
15	15SUR-32S	15SUR-36L	11.2	12.8	2,000
16	16SUR-32S	16SUR-36L	12.0	13.6	2,000
17	17SUR-32S	17SUR-36L	12.8	14.4	2,000
20	20SUR-32S	20SUR-36L	15.2	16.8	2,000
22	22SUR-32S	22SUR-36L	16.8	18.4	2,000

Material and Finish

Contact: Copper alloy, tin-plated (reflow treatment)
Housing: PA, UL94V-0

RoHS compliance

Shrouded header



Circuits	Model No.		Dimensions (mm)		Q'ty/reel	
	Top entry type	Side entry type	A	B	Top entry type	Side entry type
2	BM02B-SURS-TF	SM02B-SURS-TF	0.8	3.8	2,500	3,500
3	BM03B-SURS-TF	SM03B-SURS-TF	1.6	4.6	2,500	3,500
4	BM04B-SURS-TF	SM04B-SURS-TF	2.4	5.4	2,500	3,500
5	BM05B-SURS-TF	SM05B-SURS-TF	3.2	6.2	2,500	3,500
6	BM06B-SURS-TF	SM06B-SURS-TF	4.0	7.0	2,500	3,500
8	BM08B-SURS-TF	SM08B-SURS-TF	5.6	8.6	2,500	3,500
10	BM10B-SURS-TF	SM10B-SURS-TF	7.2	10.2	2,500	3,500
12	BM12B-SURS-TF	SM12B-SURS-TF	8.8	11.8	2,500	3,500
14	BM14B-SURS-TF	SM14B-SURS-TF	10.4	13.4	2,500	3,500
15	BM15B-SURS-TF	SM15B-SURS-TF	11.2	14.2	2,500	3,500
16	BM16B-SURS-TF	SM16B-SURS-TF	12.0	15.0	2,500	3,500
17	BM17B-SURS-TF	SM17B-SURS-TF	12.8	15.8	2,500	3,500
20	BM20B-SURS-TF	SM20B-SURS-TF	15.2	18.2	2,500	3,500
22	—	SM22B-SURS-TF	16.8	19.8	—	3,500

Material and Finish

Contact: Copper alloy, copper-undercoated, tin-plated (reflow treatment)
Wafer: PA, UL94V-0, natural
Solder tab: Brass, copper-undercoated, tin-plated (reflow treatment)

RoHS compliance This product displays (LF)(SN) on a label.
Note: These products listed above are supplied on embossed-tape.

单击下面可查看定价，库存，交付和生命周期等信息

[>>JST\(日本压着端子製造株式会社\)](#)