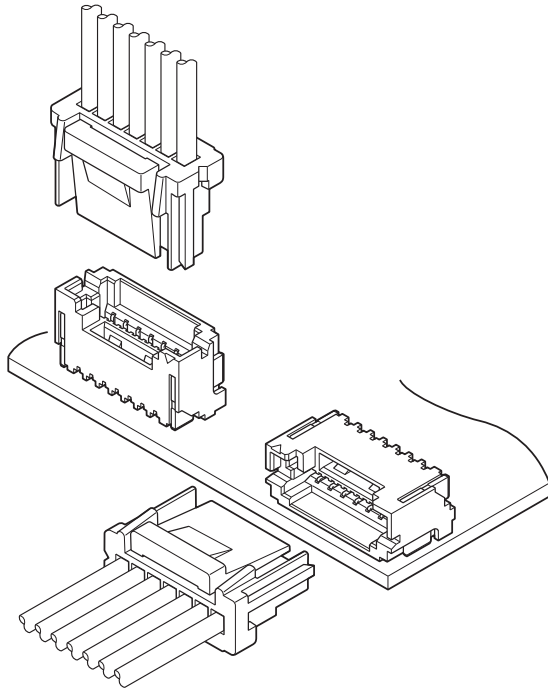


# ZE CONNECTOR

1.5 mm pitch/Wire-to-Board connectors/Crimp style and Mating style



This is a 1.5 mm pitch wire-to-board connector with a solid locking feature for high-density board design.

Ease of mating is facilitated with a low insertion force and a positive tactile clicking sensation, providing a highly reliable connection.

- Secure lock mechanism
- Exceptionally easy to assemble
- A large outer lock design provides an extra level of assurance in the lock and lock-release function.
- Housings are designed to prevent incorrect mating
- Wide selection of headers in various pincounts

## ■ Specifications

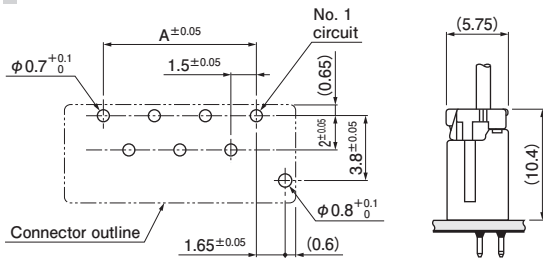
- Current rating: 2 A AC/DC (AWG #24)
- Voltage rating: 100 V AC/DC
- Temperature range: -25°C to +85°C  
(including temperature rise in applying electrical current)
- Contact resistance:
  - Initial value/ 20 mΩ max.
  - After environmental tests/ 40 mΩ max.
- Insulation resistance: 500 MΩ min.
- Withstanding voltage:
  - There shall be no breakdown or flashover while applying 500 VAC for one minute.
- Applicable wire range:
  - Conductor size/ AWG #30 to AWG #24
  - Insulation O.D. /  $\phi$  0.76 mm to  $\phi$  1.2 mm
- \* Please refer to the "Handling Precautions for Terminals and Connectors" on our website (listed in the "Technical Documents" column on the Product Information page) before use.
- \* RoHS2 compliance
- \* Dimensional unit: mm
- \* Contact JST for details.

## ■ Standards

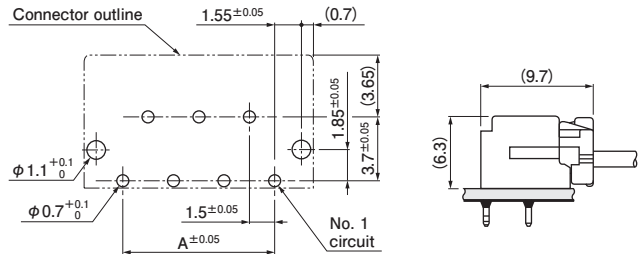
- For information on overseas standard registrations, please refer to the "List of Registered Overseas Standards" on our website (listed in the "Technical Documents" column on the Product Information page).
- \* Specifications registered to overseas standards may differ from the general specifications listed above.

## PC board layout and Assembly layout/ DIP type

### Top entry type



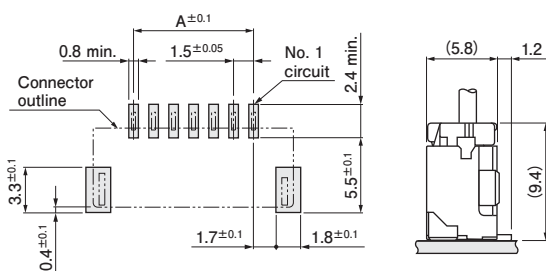
### Side entry type



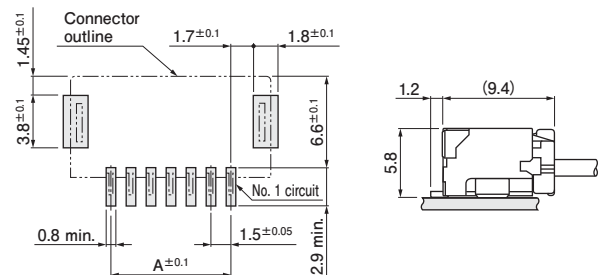
- Note: 1. The PC board layout figure shown is viewed from the connector mounting surface.  
 2. Dimension A: See "Header/ DIP type" section on page 4.  
 3. Tolerance for the PCB hole pitch shall be  $\pm 0.05$ , and shall not accumulate more than  $\pm 0.05$ .  
 4. Hole dimensions differ depending on the type of PCB and PCB drilling method.  
 5. The above dimensions are reference values. Please contact JST for details.

## PC board layout and Assembly layout/ SMT type

### Top entry type

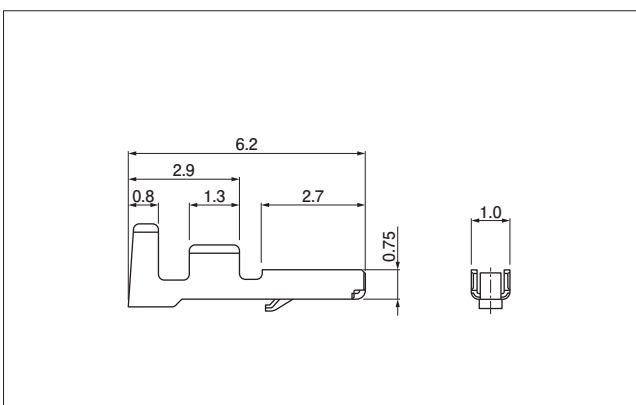


### Side entry type



- Note: 1. The PC board layout figure shown is viewed from the connector mounting surface.  
 2. Dimension A: See "Header/ SMT type" section on page 5.  
 3. Tolerance for the PCB pattern pitch shall be  $\pm 0.05$ , and shall not accumulate more than  $\pm 0.1$ .  
 4. The above dimensions are reference values. Please contact JST for details.

## Socket contact



Model No.	Applicable wire range		Q'ty/ reel
	Conductor size AWG (mm <sup>2</sup> )	Insulation O.D. (mm)	
SZE-003T-P0.3	#30 to #26 (0.05 to 0.13)	0.76 to 1.0	16,000
SZE-002T-P0.3	#28 to #24 (0.08 to 0.21)	0.76 to 1.2	16,000

Material and Surface finish, etc.

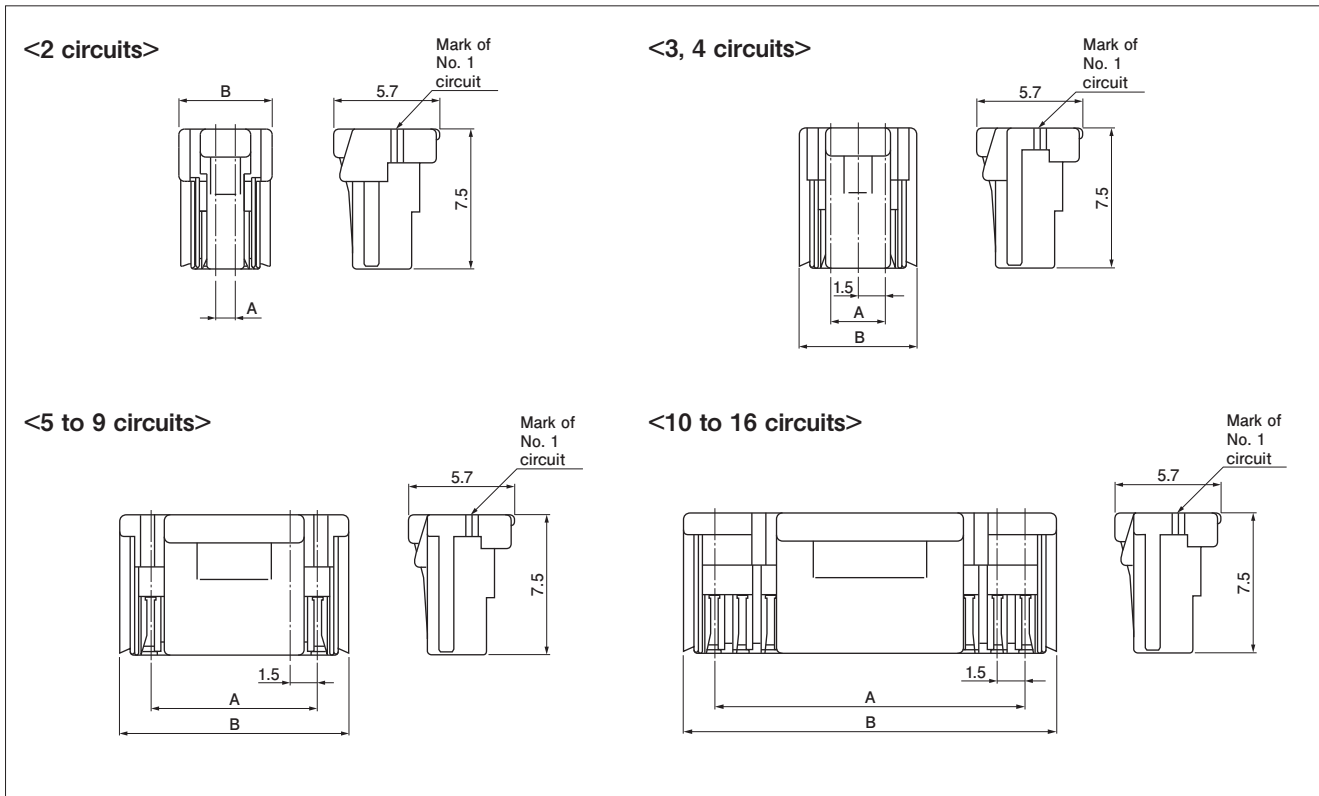
Copper alloy, tin-plated

### Crimping machine

Contact	Crimping machine	Applicator	Crimp applicator with dies
SZE-003T-P0.3	AP-K2N	MKS-L	APLMK SZE003-03
SZE-002T-P0.3			APLMK SZE002-03

Note: Contact JST for fully automatic crimping applicator.

## Socket housing



No. of circuits	Model No.	Dimensions (mm)		Q'ty/bag
		A	B	
2	ZER-02V-S	1.5	5.0	6,000
3	ZER-03V-S	3.0	6.3	6,000
4	ZER-04V-S	4.5	7.8	5,000
5	ZER-05V-S	6.0	9.3	3,000
6	ZER-06V-S	7.5	10.8	3,000
7	ZER-07V-S	9.0	12.3	2,000
8	ZER-08V-S	10.5	13.8	2,000
9	ZER-09V-S	12.0	15.3	2,000
10	ZER-10V-S	13.5	16.8	2,000
11	ZER-11V-S	15.0	18.3	2,000
12	ZER-12V-S	16.5	19.8	2,000
13	ZER-13V-S	18.0	21.3	2,000
14	ZER-14V-S	19.5	22.8	2,000
15	ZER-15V-S	21.0	24.3	1,500
16	ZER-16V-S	22.5	25.8	1500

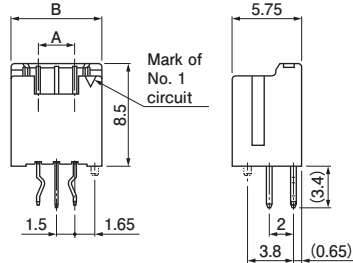
Material and Surface finish, etc.

PBT, natural

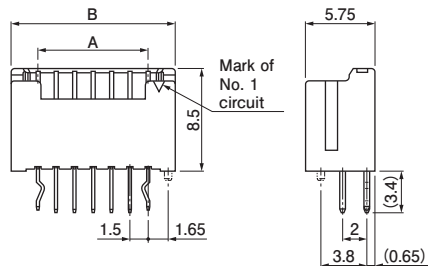
Note: For flame retardant grade of resin material used, please refer to the "List of Registered Overseas Standards" on our website (listed in the "Technical Documents" column on the Product Information page).

## Header/ DIP type

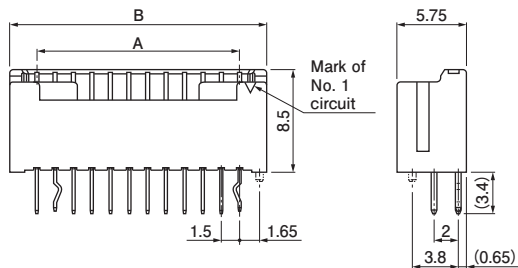
### Top entry type <2 to 5 circuits>



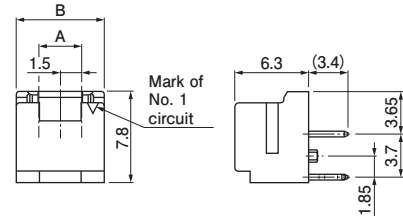
### <6 to 9 circuits>



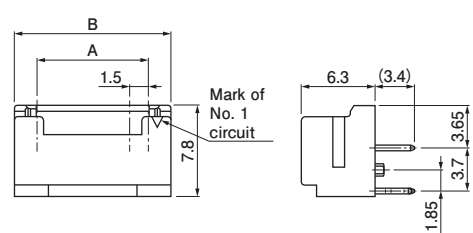
### <10 to 16 circuits>



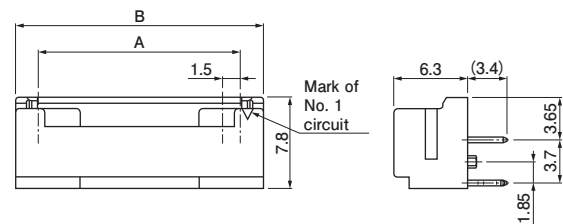
### Side entry type <2 to 5 circuits>



### <6 to 9 circuits>



### <10 to 16 circuits>



### Top entry type

No. of circuits	Model No.		Dimensions (mm)		Q'ty/box
	Without boss	With boss	A	B	
2	—	B02B-ZESK-1D	1.5	6.0	2,496
3	B03B-ZESK-D	B03B-ZESK-1D	3.0	7.5	1,984
4	B04B-ZESK-D	B04B-ZESK-1D	4.5	9.0	1,664
5	B05B-ZESK-D	B05B-ZESK-1D	6.0	10.5	1,408
6	B06B-ZESK-D	B06B-ZESK-1D	7.5	12.0	1,216
7	B07B-ZESK-D	B07B-ZESK-1D	9.0	13.5	1,088
8	B08B-ZESK-D	B08B-ZESK-1D	10.5	15.0	960
9	B09B-ZESK-D	B09B-ZESK-1D	12.0	16.5	896
10	B10B-ZESK-D	B10B-ZESK-1D	13.5	18.0	832
11	B11B-ZESK-D	B11B-ZESK-1D	15.0	19.5	768
12	B12B-ZESK-D	B12B-ZESK-1D	16.5	21.0	704
13	B13B-ZESK-D	B13B-ZESK-1D	18.0	22.5	640
14	B14B-ZESK-D	B14B-ZESK-1D	19.5	24.0	576
15	B15B-ZESK-D	B15B-ZESK-1D	21.0	25.5	576
16	B16B-ZESK-D	B16B-ZESK-1D	22.5	27.0	512

Material and Surface finish, etc.

Header contact: Copper alloy, copper-undercoated, tin-plated  
Wafer: PA 66 (Glass-filled), natural

- Note: 1. This product displays (LF)(SN) on a label.  
2. For flame retardant grade of resin material used, please refer to the "List of Registered Overseas Standards" on our website (listed in the "Technical Documents" column on the Product Information page).

### Side entry type

No. of circuits	Model No.	Dimensions (mm)		Q'ty/box
		A	B	
2	S02B-ZESK-2D	1.5	6.0	1,872
3	S03B-ZESK-2D	3.0	7.5	1,488
4	S04B-ZESK-2D	4.5	9.0	1,248
5	S05B-ZESK-2D	6.0	10.5	1,056
6	S06B-ZESK-2D	7.5	12.0	912
7	S07B-ZESK-2D	9.0	13.5	816
8	S08B-ZESK-2D	10.5	15.0	720
9	S09B-ZESK-2D	12.0	16.5	672
10	S10B-ZESK-2D	13.5	18.0	624
11	S11B-ZESK-2D	15.0	19.5	576
12	S12B-ZESK-2D	16.5	21.0	528
13	S13B-ZESK-2D	18.0	22.5	480
14	S14B-ZESK-2D	19.5	24.0	432
15	S15B-ZESK-2D	21.0	25.5	432
16	S16B-ZESK-2D	22.5	27.0	384

Material and Surface finish, etc.

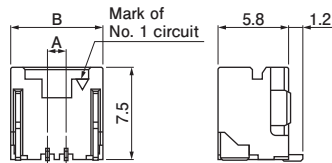
Header contact: Copper alloy, copper-undercoated, tin-plated  
Wafer: PA 66 (Glass-filled), natural

- Note: 1. This product displays (LF)(SN) on a label.  
2. For flame retardant grade of resin material used, please refer to the "List of Registered Overseas Standards" on our website (listed in the "Technical Documents" column on the Product Information page).

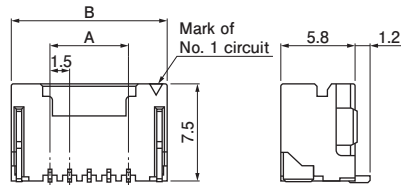
## Header/ SMT type

### Top entry type

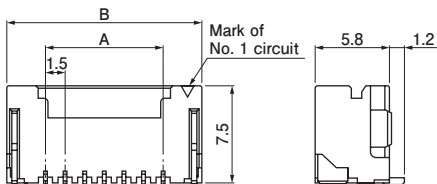
<2 circuits>



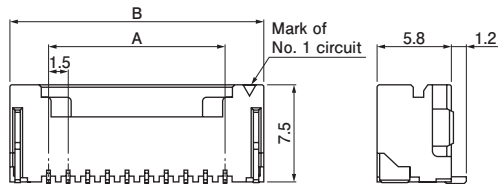
<3 to 5 circuits>



<6 to 9 circuits>

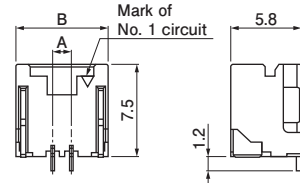


<10 to 16 circuits>

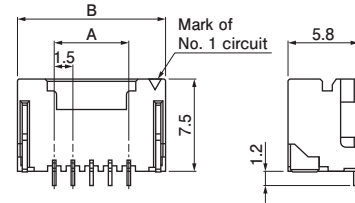


### Side entry type

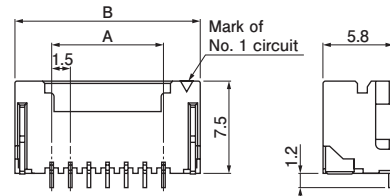
<2 circuits>



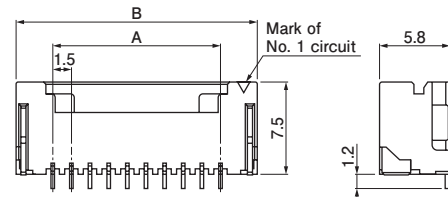
<3 to 5 circuits>



<6 to 9 circuits>



<10 to 16 circuits>



### Top entry type

No. of circuits	Model No.	Dimensions (mm)		Q'ty/reel
		A	B	
2	BM02B-ZESS-TBT	1.5	7.5	800
3	BM03B-ZESS-TBT	3.0	9.0	800
4	BM04B-ZESS-TBT	4.5	10.5	800
5	BM05B-ZESS-TBT	6.0	12.0	800
6	BM06B-ZESS-TBT	7.5	13.5	800
7	BM07B-ZESS-TBT	9.0	15.0	800
8	BM08B-ZESS-TBT	10.5	16.5	800
9	BM09B-ZESS-TBT	12.0	18.0	800
10	BM10B-ZESS-TBT	13.5	19.5	800
11	BM11B-ZESS-TBT	15.0	21.0	800
12	BM12B-ZESS-TBT	16.5	22.5	800
13	BM13B-ZESS-TBT	18.0	24.0	800
14	BM14B-ZESS-TBT	19.5	25.5	800
15	BM15B-ZESS-TBT	21.0	27.0	800
16	BM16B-ZESS-TBT	22.5	28.5	800

Material and Surface finish, etc.

Header contact: Copper alloy, copper-undercoated, tin-plated  
 Wafer: Polyamide, natural  
 Reinforcement: Brass, copper-undercoated, tin-plated

- Note: 1. This product displays (LF)(SN) on a label.  
 2. This product comes on embossed tape and reel packaging, including suction tape for the top entry type.  
 3. For flame retardant grade of resin material used, please refer to the "List of Registered Overseas Standards" on our website (listed in the "Technical Documents" column on the Product Information page).

### Side entry type

No. of circuits	Model No.	Dimensions (mm)		Q'ty/reel
		A	B	
2	SM02B-ZESS-TB	1.5	7.5	1,000
3	SM03B-ZESS-TB	3.0	9.0	1,000
4	SM04B-ZESS-TB	4.5	10.5	1,000
5	SM05B-ZESS-TB	6.0	12.0	1,000
6	SM06B-ZESS-TB	7.5	13.5	1,000
7	SM07B-ZESS-TB	9.0	15.0	1,000
8	SM08B-ZESS-TB	10.5	16.5	1,000
9	SM09B-ZESS-TB	12.0	18.0	1,000
10	SM10B-ZESS-TB	13.5	19.5	1,000
11	SM11B-ZESS-TB	15.0	21.0	1,000
12	SM12B-ZESS-TB	16.5	22.5	1,000
13	SM13B-ZESS-TB	18.0	24.0	1,000
14	SM14B-ZESS-TB	19.5	25.5	1,000
15	SM15B-ZESS-TB	21.0	27.0	1,000
16	SM16B-ZESS-TB	22.5	28.5	1,000

Material and Surface finish, etc.

Header contact: Copper alloy, copper-undercoated, tin-plated  
 Wafer: Polyamide, natural  
 Reinforcement: Brass, copper-undercoated, tin-plated

- Note: 1. This product displays (LF)(SN) on a label.  
 2. This product is supplied on embossed tape and reel packaging.  
 3. For flame retardant grade of resin material used, please refer to the "List of Registered Overseas Standards" on our website (listed in the "Technical Documents" column on the Product Information page).

## Model number allocation

### Socket contact

**S ZE - 002 T - P 0.3**

Supply form: Strip form

Series name

Applicable wire range: 003...AWG #30 to AWG #26  
002...AWG #28 to AWG #24

Surface finish: Tin-plated

Material: Copper alloy

Applicable contact size

### Socket housing

**ZE R - 03 V-S**

Series name

Type: Socket

No. of circuits

Sub model number

Color: S...Natural, Z...Ivory, E...Blue, TR...Tomato red,  
MG...Moss green, DH...Dark gray, DPK...Dark pink,  
L...Lemon yellow, LE...Light blue, DO...Dark orange,  
DP...Dark purple, K...Black, R...Red, M...Green,  
N...Brown, P...Purple, FY...Fluorescent yellow, PK...Pink

### Header/ DIP type

**B 03 B - ZE S K - D**

Header type: B...Top entry type  
S...Side entry type

No. of circuits

Assembly product

Series name

Color: S...Natural, Z...Ivory, E...Blue,  
TR...Tomato red, MG...Moss green,  
DH...Dark gray, L...Lemon yellow,  
LE...Light blue, Dark orange, K...Black,  
FY...Fluorescent yellow, PK...Pink

Clinched (Kinked)/ Not clinched: Clinched

Presence of boss: Top entry type/ Blank...Without boss  
1...With boss  
: Side entry type/ 2...With boss

Sub model number

### Header/ SMT type

**BM 03 B - ZE S S - TB T**

Header type: BM...Top entry type  
SM...Side entry type

No. of circuits

Assembly product

Series name

Color: S...Natural, Z...Ivory, E...Blue,  
TR...Tomato red, MG...Moss green,  
DH...Dark gray, DPK...Dark pink,  
L...Lemon yellow, LE...Light blue,  
DO...Dark orange, DP...Dark purple

Sub model number

Packaging style: Embossed-taping

Presence of suction tape:  
Top entry type/ T...With suction tape  
Side entry type/ Blank...Without suction tape

单击下面可查看定价，库存，交付和生命周期等信息

[>>JST\(杰世腾\)](#)