

Features

● High reliability

Using the tried and true terminal ensures high performance and high reliability.

The retainer (secondary lock) is provided for automobile, and reliability is improved.

● Variation

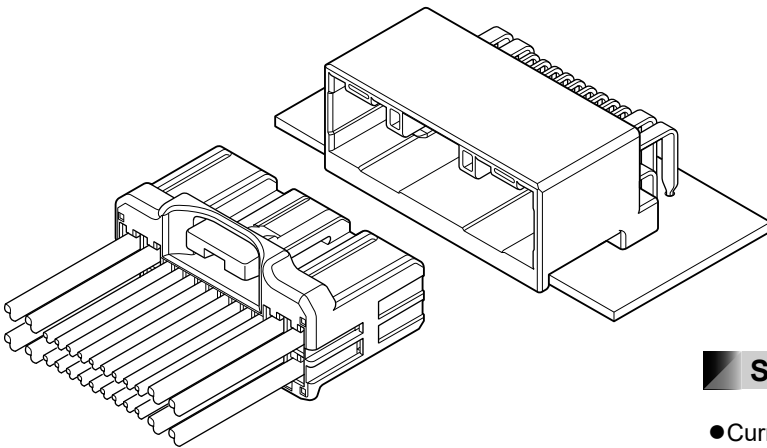
Many variations

● Diversity

It is hybrid structures of using 0.64 terminals for signal, and 2.3 terminals for power supply.

It is possible to correspond also to large current circuit.

This connector is a small connector that can be widely used for the wiring for automotive electrical equipment. There are 2 kinds of connector for signal and hybrid type for signal and power supply.



Specifications (0.64 Terminal)

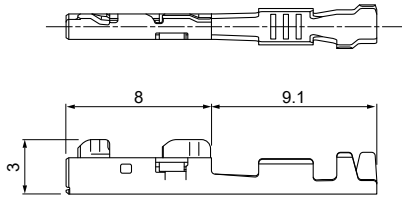
- Current rating: 7 A AC, DC (0.5 mm², Single circuit)
- Voltage rating: 50 V AC, DC
- Temperature range: -40°C to +105°C
(including temperature rise in applying electrical current)
- Contact resistance: Initial value/ 8 mΩ max.
After environmental tests/ 16 mΩ max.
- Insulation resistance: 100 MΩ min.
- Withstanding voltage: 1,000 VAC/minute
- Applicable wire: AVSS/CAVS
0.64 Terminal S: 0.3 mm² to 0.5 mm²
AESSX 0.5 mm²

* Compliant with ELV/RoHS2.

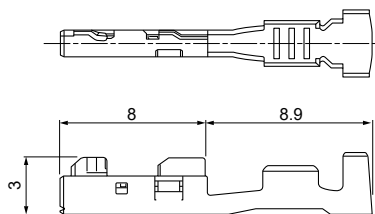
* Contact JST for details.

Female terminal

●0.64 Female terminal SSS



●0.64 Female terminal S



Terminal	Model No.	Applicable wire range		Q'ty/reel
		Conductor (mm ²)	Insulation O.D. (mm)	
*0.64 SSS	SNAC3-A001T-M0.64	0.13	0.85	6,000
0.64 S	SNAC3-A021T-M0.64	0.3 to 0.5	1.4 to 1.8	5,000

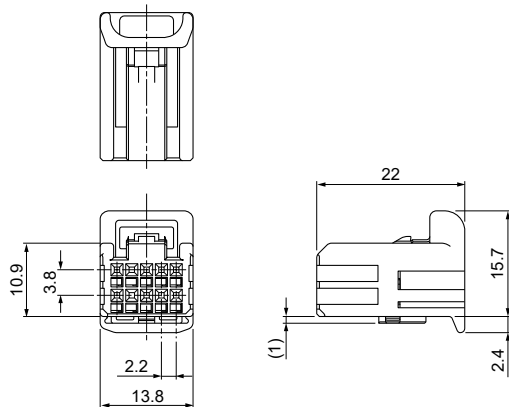
Material and Finish

Copper alloy, tin-plated (reflow treatment)

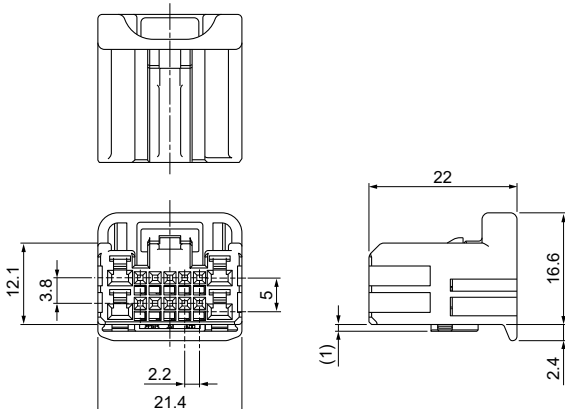
Note: 1. Contact JST for 2.3 II female terminal for power supply.
2. *Please contact JST about the use of these parts.

Female connector

●10SHC-B-1A



●14SHC-B-1A



Circuits	Model No.	Q'ty/box	Color	
			Housing	Retainer
10	10SHC-B-1A	180	Gray	Blue
14	14SHC-B-1A	120	Gray	Blue
24	24SHC-B-1A	72	Gray	Blue
26	26SHC-B-1A	60	Gray	Blue
	26SHC-B-2A	60	Black	Blue
32	32SHC-B-1A	60	Gray	Blue

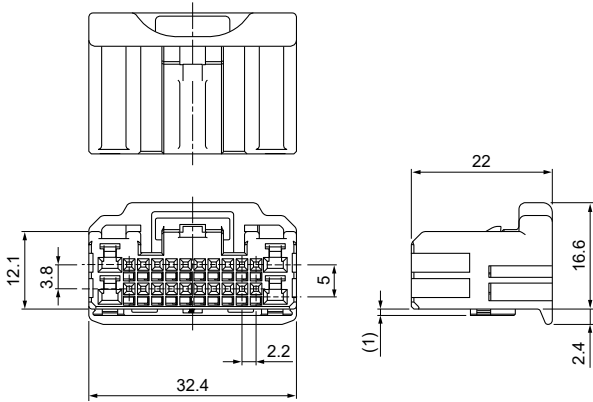
Material and Finish

Housing: PBT
Retainer: PBT

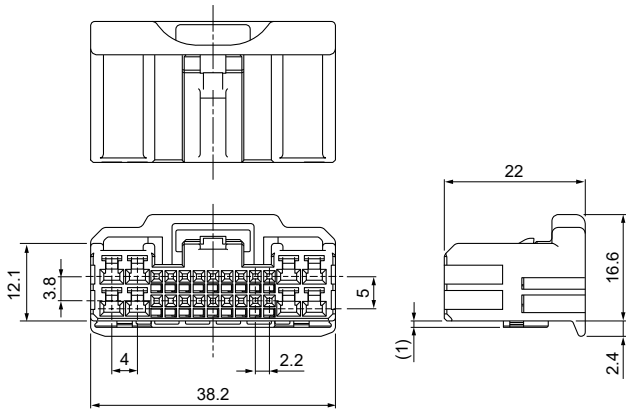
SHC CONNECTOR

Female connector

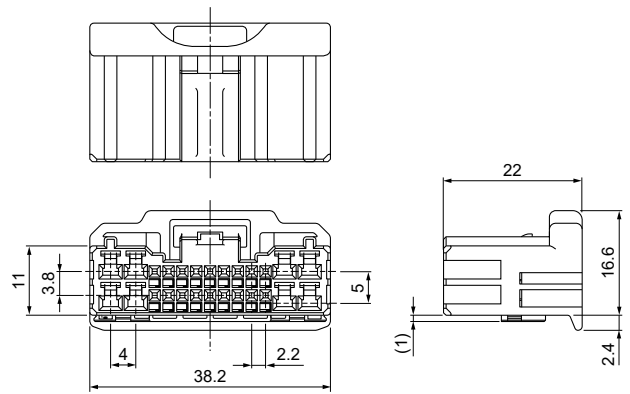
●24SHC-B-1A



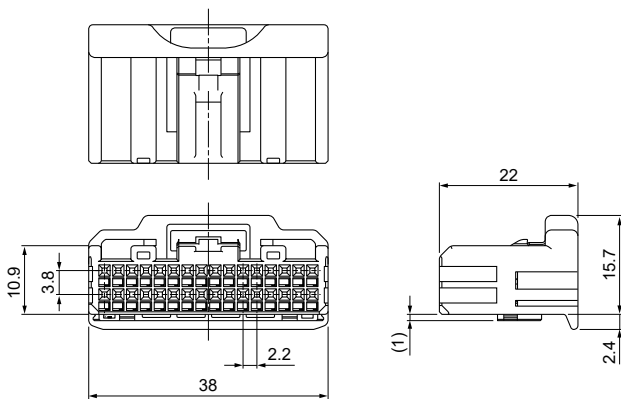
●26SHC-B-1A



●26SHC-B-2A

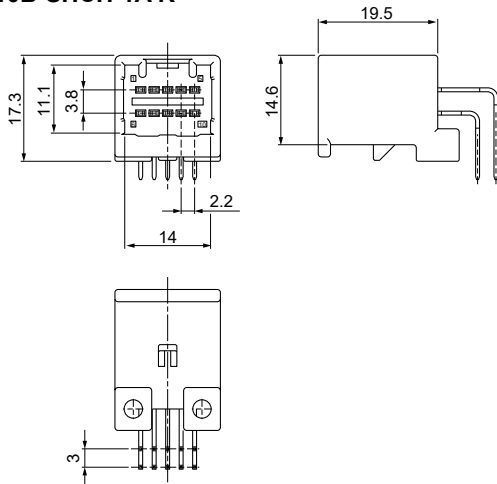


●32SHC-B-1A

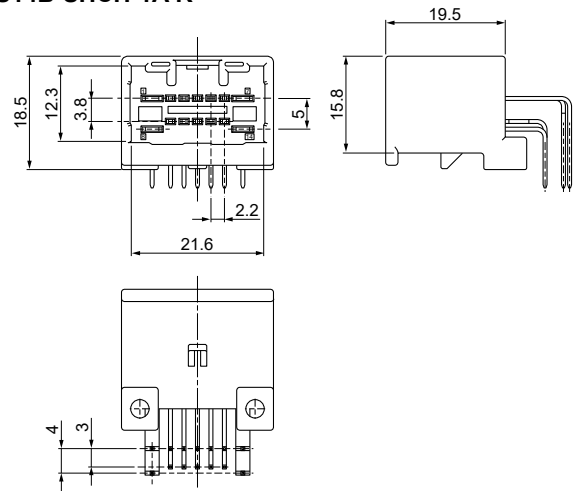


Male connector

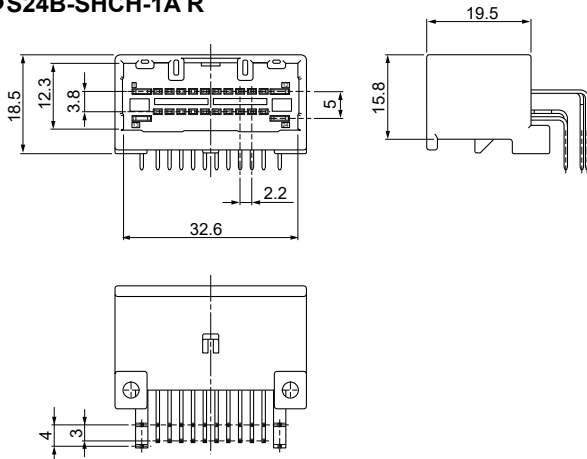
●S10B-SHCH-1A R



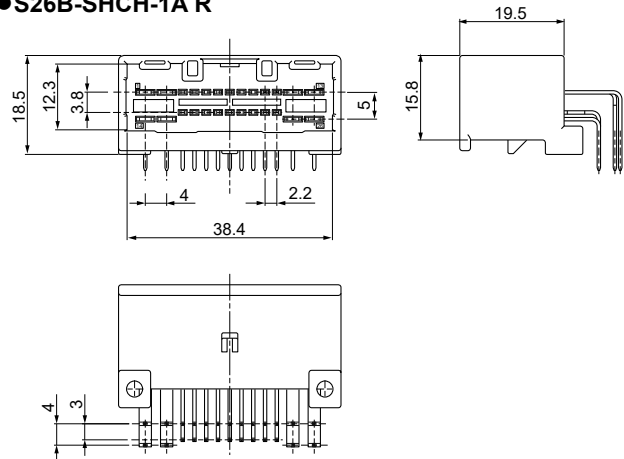
●S14B-SHCH-1A R



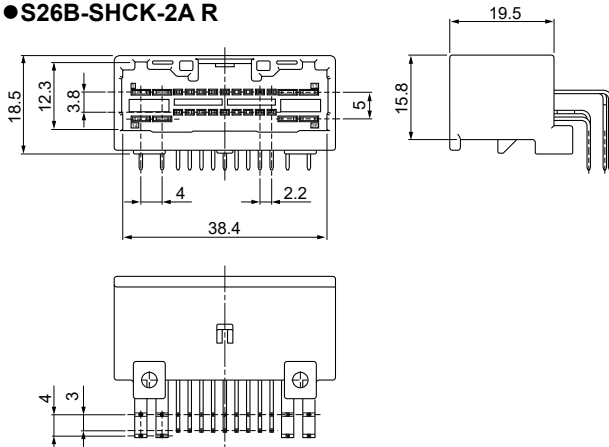
●S24B-SHCH-1A R



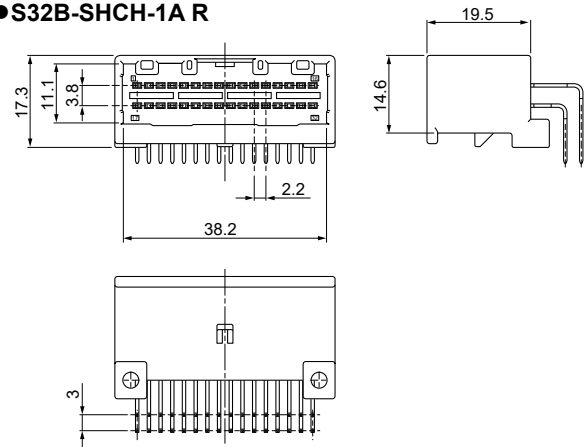
●S26B-SHCH-1A R



●S26B-SHCK-2A R



●S32B-SHCH-1A R



Circuits	Model No.	Color	Q'ty/box <small>Note)</small>
10	S10B-SHCH-1A R	Gray	600
14	S14B-SHCH-1A R	Gray	400
24	S24B-SHCH-1A R	Gray	280
26	S26B-SHCH-1A R	Gray	240
	S26B-SHCK-2A R	Black	240
32	S32B-SHCH-1A R	Gray	240

Material and Finish

Housing: Glass-filled PBT

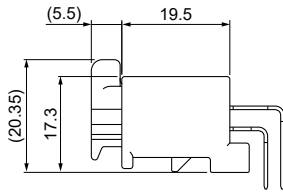
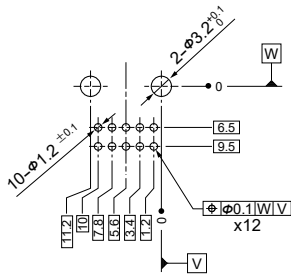
Male pin: Brass, nickel-undercoated, tin-plated (reflow treatment)

Note: It is tray packaging.

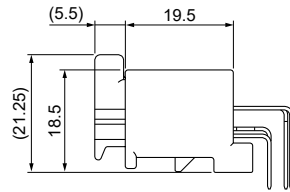
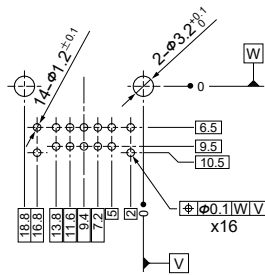
SHC CONNECTOR

PC board layout, Assembly layout

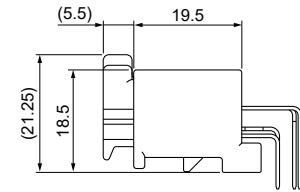
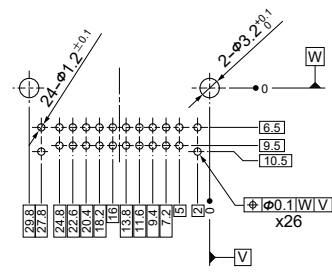
●S10B-SHCH-1A R



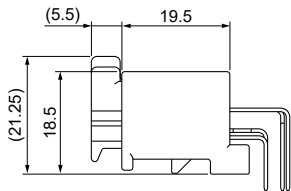
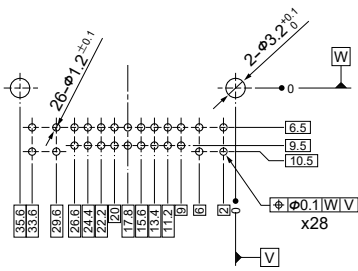
●S14B-SHCH-1A R



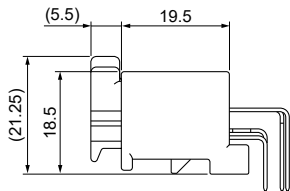
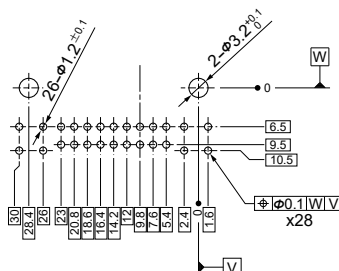
●S24B-SHCH-1A R



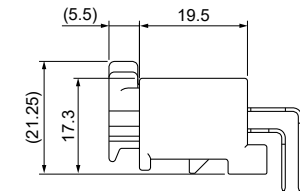
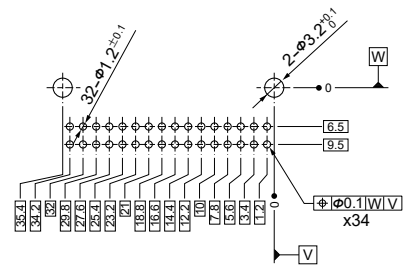
●S26B-SHCH-1A R



●S26B-SHCK-2A R



●S32B-SHCH-1A R



Crimping machine, Applicator, Hand crimp tool

Strip terminal	Crimping machine	Crimp applicator MKS-L		Hand crimp tool	Applicable wire
		Dies	Crimp applicator with dies		
SNAC3-A001T-M0.64	AP-K2N	MK/SNAC3-A001-064	APLMK SNAC3-A001-064	—	—
SNAC3-A021T-M0.64		MK/SNAC3-A021-064	APLMK SNAC3-A021-064	YRK-1003	AVSS0.5, CAVS0.5

Note: When crimping operation is conducted using an applicator and die set other than the above, JST cannot guarantee the performance of the terminal.

单击下面可查看定价，库存，交付和生命周期等信息

[>>JST\(杰世腾\)](#)