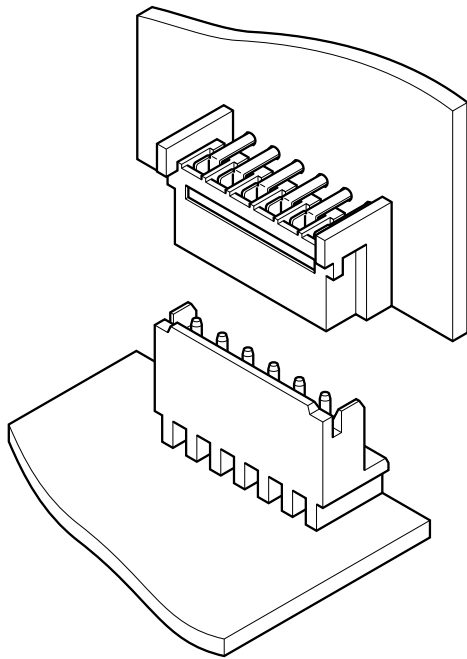


MQ CONNECTOR

2.0 mm pitch/Board-to-board connectors



Measuring 2.0 mm in pitch, 9.2 mm in mounting height and 5.5 mm in thickness, this board-to-board connector makes high-density mounting of components in electronic products possible. It is ideal for small electronic products, such as portable VCRs and video cameras, which require high-density mounting and high reliability.

- Back-up support spring construction
- Superior mating operability
- Clinching corresponding to a wide range of PC board thickness

■ Standards

Ⓜ :Recognized E 60389

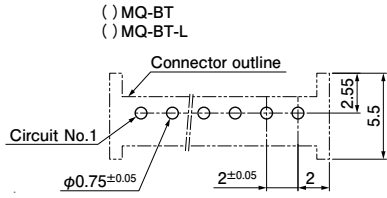
■ Specifications

- Current rating: 1 A AC/DC
- Voltage rating: 250 V AC/DC
- Temperature range: -25°C to +85°C
(including temperature rise in applying electrical current)
- Contact resistance: Initial value/ 10 mΩ max.
After environmental tests/ 20 mΩ max.
- Insulation resistance: 1,000 MΩ min.
- Withstanding voltage: 800 VAC/minute
- Applicable PC board thickness: 1.2 to 1.6 mm
- * In using the products, refer to "Handling Precautions for Terminals and Connectors" described on our website (Technical documents of Product information page).
- * RoHS2 compliance
- * Dimensional unit: mm
- * Contact JST for details.

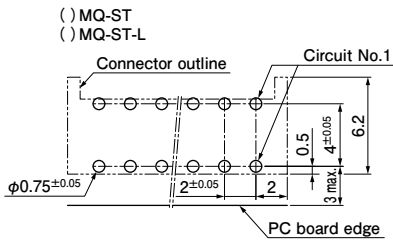
MQ CONNECTOR

PC board layout and Assembly layout

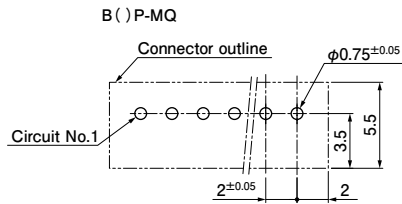
Socket / Top entry type



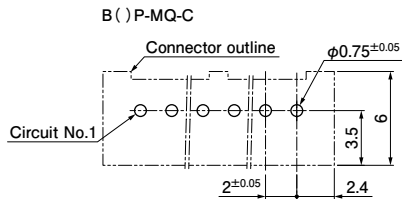
Socket / Side entry type



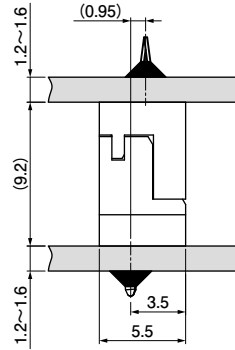
Header



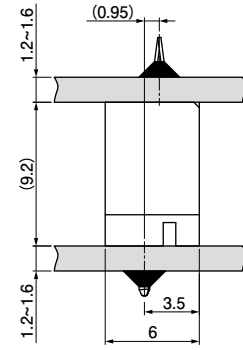
Low insertion force type Header



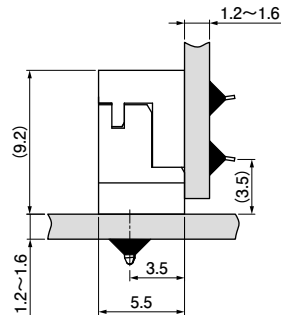
Top entry type



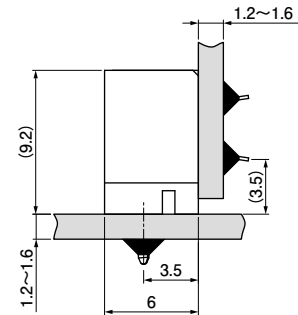
Low insertion force type Top entry type



Side entry type



Low insertion force type Side entry type

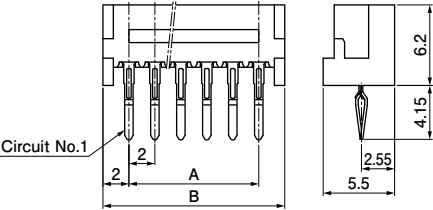


- Note: 1. The above figure is the figure viewed from the connector mounting side.
 2. Tolerances are non-cumulative: ± 0.05 mm for all centers.
 3. Hole dimensions differ according to the type of PC board and piercing method.
 Please contact JST for details as the dimensions shown in the above figure are reference values.

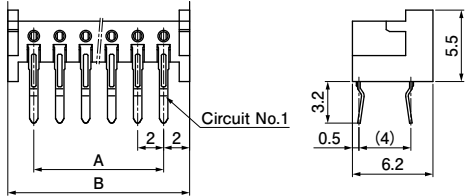
MQ CONNECTOR

Socket

Top entry type



Side entry type



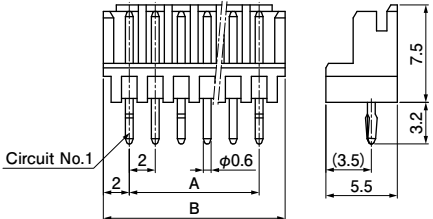
No. of circuits	Model No.		Dimensions (mm)		Q'ty/box	
	Top entry type	Side entry type	A	B	Top entry type	Side entry type
5	05MQ-BT	05MQ-ST	8.0	12.0	500	500
6	06MQ-BT	06MQ-ST	10.0	14.0	500	500
7	07MQ-BT	07MQ-ST	12.0	16.0	500	500
8	08MQ-BT	08MQ-ST	14.0	18.0	500	250
9	09MQ-BT	09MQ-ST	16.0	20.0	500	250
10	10MQ-BT	10MQ-ST	18.0	22.0	250	250
12	12MQ-BT	12MQ-ST	22.0	26.0	250	250

Material and Finish

Contact: Copper alloy, tin-plated
 Housing: Polyamide, UL94V-0, natural

RoHS2 compliance

Header



No. of circuits	Model No.	Dimensions (mm)		Q'ty/box
		A	B	
5	B5P-MQ	8.0	12.0	500
6	B6P-MQ	10.0	14.0	500
7	B7P-MQ	12.0	16.0	500
8	B8P-MQ	14.0	18.0	500
9	B9P-MQ	16.0	20.0	500
10	B10P-MQ	18.0	22.0	250
12	B12P-MQ	22.0	26.0	200

Material and Finish

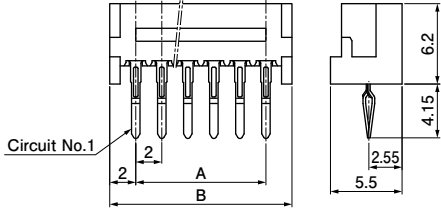
Pin: Copper alloy, copper-undercoated, tin-plated
 Wafer: Polyamide, UL94V-0, natural

RoHS2 compliance This product displays (LF)(SN) on a label.

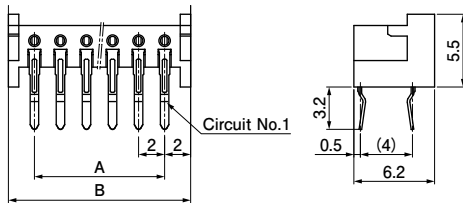
MQ CONNECTOR

Low insertion force type Socket

Top entry type



Side entry type



No. of circuits	Model No.		Dimensions (mm)		Q'ty/box	
	Top entry type	Side entry type	A	B	Top entry type	Side entry type
4	04MQ-BT-L	04MQ-ST-L	6.0	10.0	500	500
5	—	05MQ-ST-L	8.0	12.0	—	500
6	—	06MQ-ST-L	10.0	14.0	—	500
7	—	07MQ-ST-L	12.0	16.0	—	500
8	08MQ-BT-L	08MQ-ST-L	14.0	18.0	500	250
9	—	09MQ-ST-L	16.0	20.0	—	250
10	—	10MQ-ST-L	18.0	22.0	—	250
12	—	12MQ-ST-L	22.0	26.0	—	250

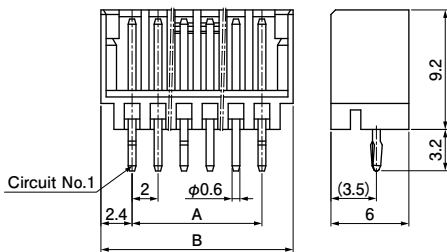
Material and Finish

Contact: Copper alloy, tin-plated

Housing: Polyamide, UL94V-0

RoHS2 compliance

Low insertion force type Header



No. of circuits	Model No.	Dimensions (mm)		Q'ty/box
		A	B	
4	B4P-MQ-C	6.0	10.8	500
5	B5P-MQ-C	8.0	12.8	500
6	B6P-MQ-C	10.0	14.8	500
7	B7P-MQ-C	12.0	16.8	250
8	B8P-MQ-C	14.0	18.8	250
9	B9P-MQ-C	16.0	20.8	250
10	B10P-MQ-C	18.0	22.8	250
12	B12P-MQ-C	22.0	26.8	200

Material and Finish

Pin: Copper alloy, copper-undercoated, tin-plated

Wafer: Polyamide, UL94V-0

RoHS2 compliance This product displays (LF)(SN) on a label.

单击下面可查看定价，库存，交付和生命周期等信息

[>>JST\(杰世腾\)](#)