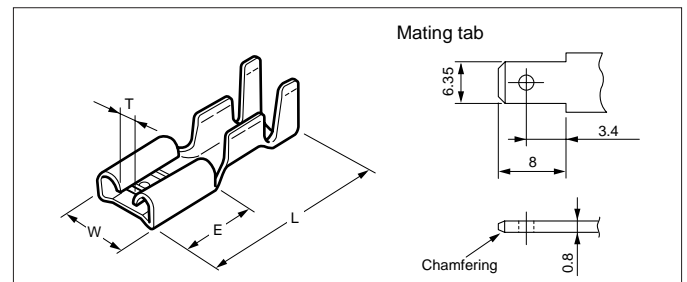


TAB-ON TERMINAL

250 Tab-on type



UL Listed E70188

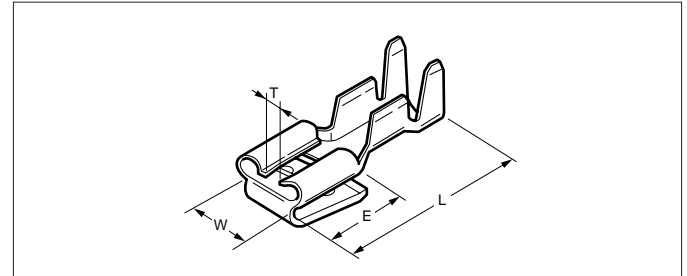
SP Certified LR20812

Model No.	Standard	Applicable wire			Material	Finish	Dimensions(mm)						Q'ty/ reel
		mm ²	AWG #	Insulation O.D. (mm)			W	L	E	T approx.	Material thickness	Mating tab thickness	
STO-21-250N	UL SP	0.3 to 0.75	22 to 18	2.3 to 3.0	Brass	—	7.7	19.0	7.8	2.4	0.4	0.8	5,000
STO-21T-250N	UL SP					Tin-plated							
STO-61-250N	UL SP	—											
STO-61T-250N	UL SP	0.75 to 2.0	18 to 14	2.8 to 3.8		Tin-plated	7.6	19.6	8.0	1.6	0.45	0.8	
STO-81-250N	UL SP	2.0 to 3.5	14 to 12	3.8 to 5.0		—							
*STO-62T-250N	UL SP	UL1015 #20 + UL1015 #20 UL1015 #18 + UL1015 #20 UL1015 #18 + UL1015 #18				Tin-plated	7.6	19.0	8.0	1.6	0.45	0.8	

RoHS compliance

Note: Terminal denoted by * is used only for two wires. If using wires in other combinations than the ones shown above, contact JST.

250 Tab-on piggyback type



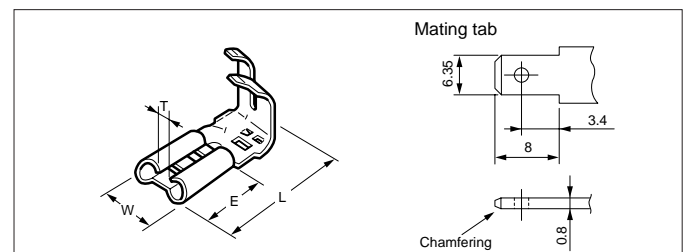
UL Listed E70188

SP Certified LR20812

Model No.	Standard	Applicable wire			Material	Finish	Dimensions(mm)						Q'ty/ reel
		mm ²	AWG #	Insulation O.D. (mm)			W	L	E	T approx.	Material thickness	Mating tab thickness	
SFT-61T-250N	UL SP	0.75 to 2.0	18 to 14	2.8 to 3.9	Brass	Tin-plated	7.6	19.6	8.3	2.9	0.39	0.8	3,000

RoHS compliance

250 Tab-on flag type



UL Listed E70188

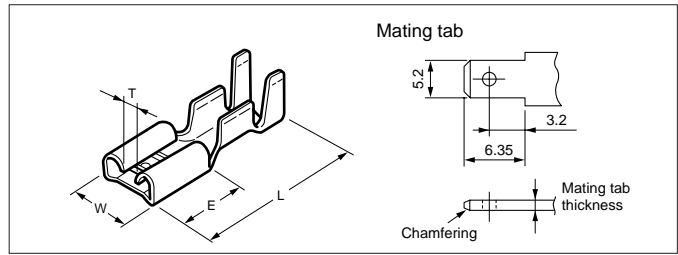
SP Certified LR20812

Model No.	Standard	Applicable wire			Material	Finish	Dimensions(mm)						Q'ty/ reel
		mm ²	AWG #	Insulation O.D. (mm)			W	L	E	T approx.	Material thickness	Mating tab thickness	
SFO-61-250A	UL SP	0.75 to 2.0	18 to 14	2.8 to 3.8	Brass	—	8.0	16.1	7.8	3.0	0.45	0.8	3,000
SFO-61T-250A	UL SP					Tin-plated							

RoHS compliance

TAB-ON TERMINAL

205 Tab-on type



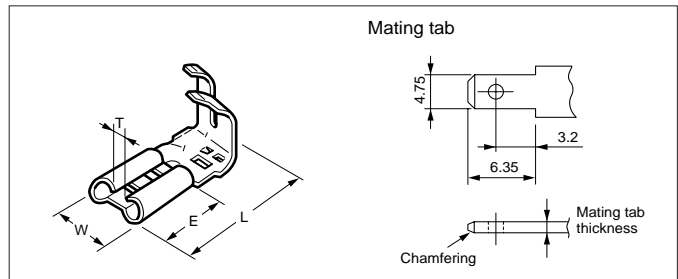
UL Listed E70188

SF Certified LR20812

Model No.	Standard	Applicable wire			Material	Finish	Dimensions(mm)					Q'ty/reel	
		mm ²	AWG #	Insulation O.D. (mm)			W	L	E	T approx.	Material thickness		Mating tab thickness
STO-21-205N	UL SF	0.3 to 0.75	22 to 18	2.3 to 3.0	Brass	—	6.4	15.9	6.4	0.7	0.4	0.8	7,500
STO-21T-205N						Tin-plated						0.5	
STO-21-205N-5						—							
STO-21T-205N-5						Tin-plated							

RoHS compliance

187 Tab-on flag type



UL Listed E70188

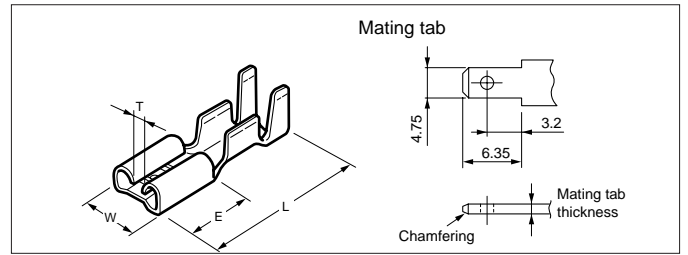
SF Certified LR20812

Model No.	Standard	Applicable wire			Material	Finish	Dimensions(mm)					Q'ty/reel	
		mm ²	AWG #	Insulation O.D. (mm)			W	L	E	T approx.	Material thickness		Mating tab thickness
SFO-41-187N	UL SF	0.5 to 1.25	20 to 16	2.6 to 3.5	Brass	—	5.6	12.3	6.4	1.0	0.32	0.5	5,000
SFO-41T-187N						Tin-plated						0.8	
SFO-41-187N-8						—							
SFO-41T-187N-8						Tin-plated							

RoHS compliance

TAB-ON TERMINAL

187 Tab-on type



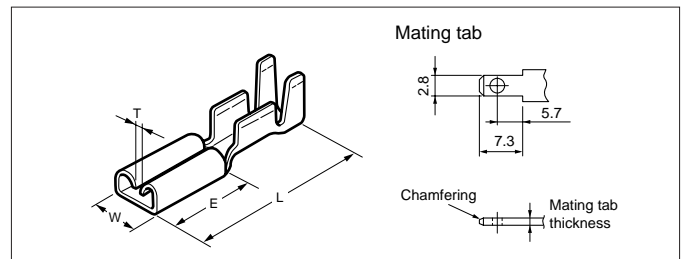
UL Listed E70188 IEC Recognized E70188 (AWG #24) CE Certified LR20812

Model No.	Standard	Applicable wire			Material	Finish	Dimensions(mm)					Q'ty / reel	
		mm ²	AWG #	Insulation O.D. (mm)			W	L	E	T approx.	Material thickness		Mating tab thickness
STO-01-187N	UL IEC	0.2 to 0.5	24 to 20	1.5 to 2.6	Brass	—	5.6	15.0	6.3	1.5	0.32	0.5	10,000
STO-01T-187N	Tin-plated												
STO-01-187N-8	—												
STO-01T-187N-8	Tin-plated												
STO-41-187N	UL IEC	0.5 to 1.25	20 to 16	2.6 to 3.5	Brass	—	5.6	15.0	6.3	1.5	0.32	0.5	10,000
STO-41T-187N	Tin-plated												
STO-41-187N-8	—												
STO-41T-187N-8	Tin-plated												
*STO-62T-187N	UL IEC	UL1015 #20 + UL1015 #20 UL1015 #18 + UL1015 #20 UL1015 #18 + UL1015 #18			Brass	Tin-plated	5.6	19.6	6.4	1.5	0.32	0.5	4,000
*STO-82T-187N	UL IEC	UL1015 #18 + UL1015 #18 UL1015 #18 + UL1015 #16 UL1015 #16 + UL1015 #16			Brass	Tin-plated	5.6	19.6	6.4	1.5	0.32	0.5	4,000

RoHS compliance

Note: Terminal denoted by * is used only for two wires. If using wires in other combinations than the ones shown above, contact JST.

110 Tab-on type



UL Listed E70188 IEC Recognized E70188 (AWG #24) CE Certified LR20812

Model No.	Standard	Applicable wire			Material	Finish	Dimensions(mm)					Q'ty / reel	
		mm ²	AWG #	Insulation O.D. (mm)			W	L	E	T approx.	Material thickness		Mating tab thickness
STO-01-110N	UL IEC	0.2 to 0.5	24 to 20	2.1 to 2.8	Brass	—	3.7	15.4	6.3	0.6	0.25	0.5	10,000
STO-01T-110N	Tin-plated												
STO-01-110N-8	—												
STO-01T-110N-8	Tin-plated												
STO-41-110N	UL IEC	0.5 to 1.25	20 to 16	2.6 to 3.5	Brass	—	3.7	15.4	6.3	0.6	0.25	0.5	10,000
STO-41T-110N	Tin-plated												
STO-41-110N-8	—												
STO-41T-110N-8	Tin-plated												

RoHS compliance

TAB-ON TERMINAL

Crimping machine, Applicator

Contact	Crimping machine	Applicator		
		Crimp applicator	Dies	Crimp applicator with dies
STO-21(T)-250N	AP-K2N	MK-L	MK/STO-21-250	APLMK STO21-250N
		—	—	—
STO-61(T)-250N		MK-L	MK/STO-61-250N	APLMK STO61-250N
		—	—	—
STO-81(T)-250N		MK-L	MK/STO-81-250N	APLMK STO81-250N
		—	—	—
STO-62T-250N		MK-L	MK/STO-62-250N	APLMK STO61-250N
		—	—	—
SFT-61T-250N		MKS-L	MK/SFT-61-250N	APL SFT 61-250N
		—	—	—
SFO-61(T)-250A		MKF-L-250	MK/SFO-61-250A	APL SFO61-250A
		—	—	—
STO-21(T)-205N(-5)		MK-L	MK/STO-21-205N	APL STO21-205N
		—	—	—
SFO-41(T)-187N(-8)	MKF-L-187	MK/SFO-41-187N	APL SFO41-187N	
	—	—	—	

Contact	Crimping machine	Applicator		
		Crimp applicator	Dies	Crimp applicator with dies
STO-01(T)-187N(-8)	AP-K2N	MK-L	MK/STO-01-187N	APLMK STO01-187N
		—	—	—
STO-41(T)-187N(-8)		MK-L	MK/STO-41-187N	APLMK STO41-187N
		—	—	—
STO-62T-187N		MK-L-187	MK/STO-62-187N	APLMK STO62-187N
		—	—	—
STO-82(T)-187N		MK-L-187	MK/STO-82-187N	APLMK STO82-187N
		—	—	—
STO-01(T)-110N(-8)		MK-L	MK/STO-01-110N	APLMK STO01-110N
		—	—	—
STO-41(T)-110N(-8)	MK-L	MK/STO-41-110N	APLMK STO41-110N	
	—	—	—	

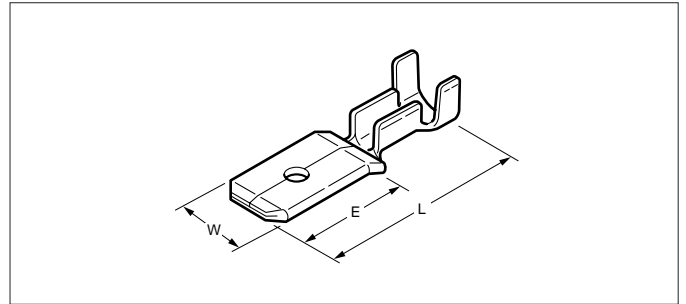
* Refer to "General Instruction and Notice when using Terminals and Connectors" at the end of this catalog.


* Contact JST for details.


* Compliant with RoHS.

TAB-ON-TAB TERMINAL

250 Tab-on tab type

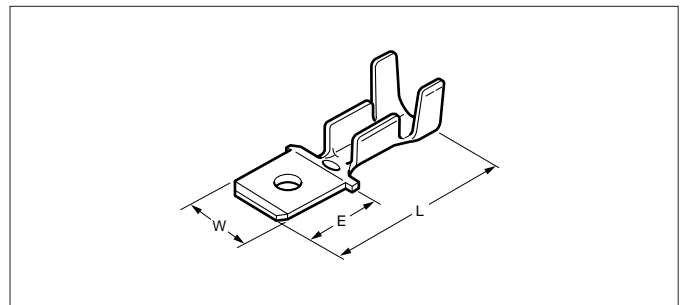


 Listed E70188


Model No.	Standard	Applicable wire			Material	Finish	Dimensions(mm)					Q'ty/ reel
		mm ²	AWG #	Insulation O.D. (mm)			W	L	E	Material thickness	Tab thickness	
SOM-51-250		0.5 to 2.0	20 to 14	2.6 to 3.8	Brass	—	6.4	20.8	11.6	0.4	0.8	5,000
SOM-51T-250						Tin-plated						

RoHS compliance

187 Tab-on tab type



 Listed E70188

Model No.	Standard	Applicable wire			Material	Finish	Dimensions(mm)					Q'ty/ reel
		mm ²	AWG #	Insulation O.D. (mm)			W	L	E	Material thickness	Tab thickness	
SOM-21-187		0.3 to 0.75	22 to 18	2.3 to 3.0	Brass	—	4.8	17.2	6.4	0.5	0.5	10,000
SOM-21T-187						Tin-plated						

RoHS compliance

Crimping machine, Applicator

Contact	Crimping machine	Applicator		
		Crimp applicator	Dies	Crimp applicator with dies
SOM-51(T)-250	AP-K2N	MK-L	MK/SOM-51-250	APLMK SOM51-250
		—	—	—

Contact	Crimping machine	Applicator		
		Crimp applicator	Dies	Crimp applicator with dies
SOM-21(T)-187	AP-K2N	MK-L	MK/SOM-21-187	APLMK SOM21-187
		—	—	—

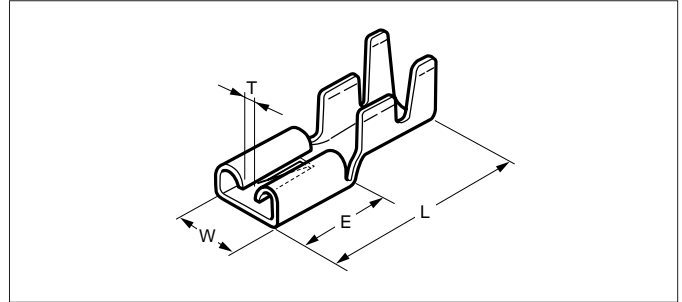
* Refer to "General Instruction and Notice when using Terminals and Connectors" at the end of this catalog.

* Contact JST for details.

* Compliant with RoHS.

TAB-IN/TAB-IN-TAB TERMINAL

250 Tab-in type

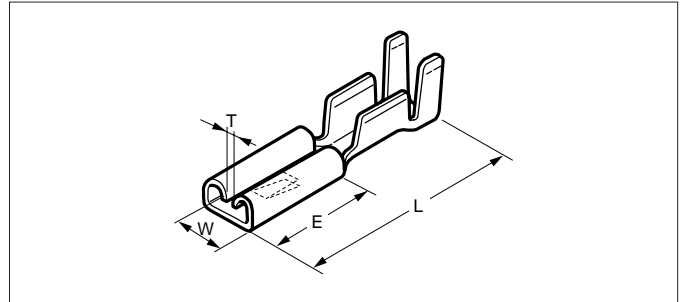


Model No.	Standard	Applicable wire			Material	Finish	Dimensions(mm)					Q'ty/ reel	
		mm ²	AWG #	Insulation O.D. (mm)			W	L	E	T approx.	Material thickness		Mating tab
STI-51-250N		0.5 to 2.0	20 to 14	2.6 to 3.8	Brass	—	7.5	19.2	7.7	0.9	0.32	SIM-51 (T)-250N	5,000
STI-51T-250N						Tin-plated							

RoHS compliance

- Note: 1. Combine a plated tab-in terminal with a plated tab and a non-plated tab-in terminal with a non-plated tab.
 2. This terminal must be built into the model 250 tab-in housing which has numerous circuits, and it cannot be used independently. Model 250 tab-on terminals, however, can be used independently.
 3. The above case does not apply when we confirm the condition of application and judge that there is no problem.

110 Tab-in type



Model No.	Standard	Applicable wire			Material	Finish	Dimensions(mm)					Q'ty/ reel	
		mm ²	AWG #	Insulation O.D. (mm)			W	L	E	T approx.	Material thickness		Mating tab
STI-01-110N		0.3 to 0.5	22 to 20	2.1 to 2.8	Brass	—	3.7	15.3	6.3	0.7	0.25	SIM-01 (T)-110A	10,000
STI-01T-110N						Tin-plated							
STI-41-110N		0.5 to 1.25	20 to 16	2.6 to 3.5	Brass	—	3.7	15.3	6.3	0.7	0.25	SIM-41 (T)-110B	10,000
STI-41T-110N						Tin-plated							

RoHS compliance

- Note: 1. Combine a plated tab-in terminal with a plated tab and a non-plated tab-in terminal with a non-plated tab.
 2. This terminal must be built into the model 110 tab-in housing which has numerous circuits, and it cannot be used independently. Model 110 tab-on terminals, however, can be used independently.

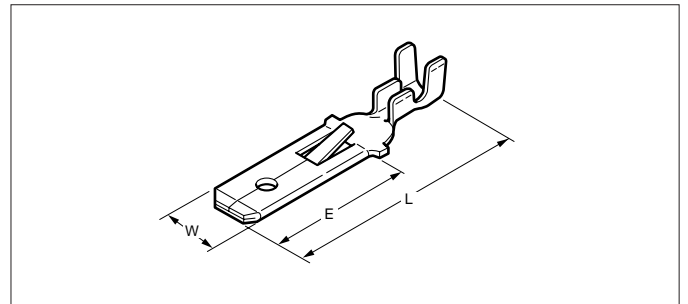
Crimping machine, Applicator

Contact	Crimping machine	Applicator		
		Crimp applicator	Dies	Crimp applicator with dies
STI-51(T)-250N	AP-K2N	MK-L	MK/STI-51-250N	APLMK STI51-250N
		—	—	—
MK-L		MK/STI-01-110N	APLMK STI01-110N	
—		—	—	
STI-01(T)-110N				

Contact	Crimping machine	Applicator		
		Crimp applicator	Dies	Crimp applicator with dies
STI-41(T)-110N	AP-K2N	MK-L	MK/STI-41-110N	APLMK STI41-110N
		—	—	—

TAB-IN/TAB-IN-TAB TERMINAL

250 Tab-in tab type

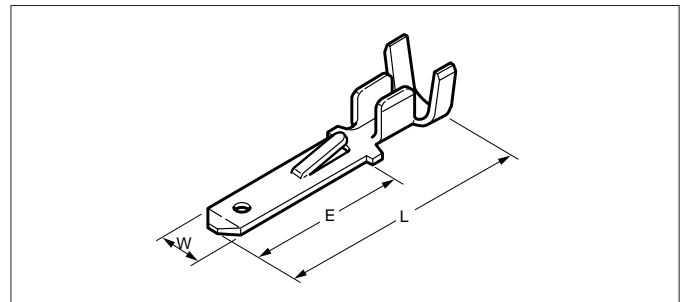



Model No.	Standard	Applicable wire			Material	Finish	Dimensions(mm)					Q'ty/ reel
		mm ²	AWG #	Insulation O.D. (mm)			W	L	E	Material thickness	Tab thickness	
SIM-21-250		0.3 to 0.75	22 to 18	2.2 to 3.2	Brass	—	6.0	28.0	15.8	0.4	0.84	5,000
SIM-21T-250						Tin-plated						
SIM-51-250N		0.5 to 2.0	20 to 14	2.6 to 3.8		—	6.0	24.5	13.0	0.4		4,000
SIM-51T-250N						Tin-plated						
SIM-81PT-250N	1.25 to 3.5	16 to 12	3.0 to 4.0							3,000		



RoHS compliance

Note: SIM-21 differs from SIM-51 in terminal size.

110 Tab-in tab type



 Listed E70188

Model No.	Standard	Applicable wire			Material	Finish	Dimensions(mm)					Q'ty/ reel
		mm ²	AWG #	Insulation O.D. (mm)			W	L	E	Material thickness	Tab thickness	
SIM-01-110A		0.3 to 0.5	22 to 20	2.1 to 2.8	Brass	—	2.8	20.6	12.0	0.5	0.5	7,500
SIM-01T-110A						Tin-plated						
SIM-41-110B		0.5 to 1.25	20 to 16	2.6 to 3.5		—	2.8	20.6	12.0	0.5	0.5	7,500
SIM-41T-110B						Tin-plated						

RoHS compliance

Crimping machine, Applicator

Contact	Crimping machine	Applicator		
		Crimp applicator	Dies	Crimp applicator with dies
SIM-21(T)-250	AP-K2N	MK-L	MK/SIM-21-250	APLMK SIM21-250
		—	—	—
SIM-51(T)-250N		MK-L	MK/SIM-51-250N	APLMK SIM51-250N
		—	—	—
SIM-81PT-250N		MK-L	MK/SIM-81-250N	APLMK SIM81-250N
		—	—	—

Contact	Crimping machine	Applicator		
		Crimp applicator	Dies	Crimp applicator with dies
SIM-01(T)-110A	AP-K2N	MK-L	MK/SIM-01-110A	APLMK SIM01-110A
		—	—	—
SIM-41(T)-2110B		MK-L	MK/SIM-41-110B	APLMK SIM41-110B
		—	—	—

* Refer to "General Instruction and Notice when using Terminals and Connectors" at the end of this catalog.

* Contact JST for details.

* Compliant with RoHS.

单击下面可查看定价，库存，交付和生命周期等信息

[>>JST\(杰世腾\)](#)