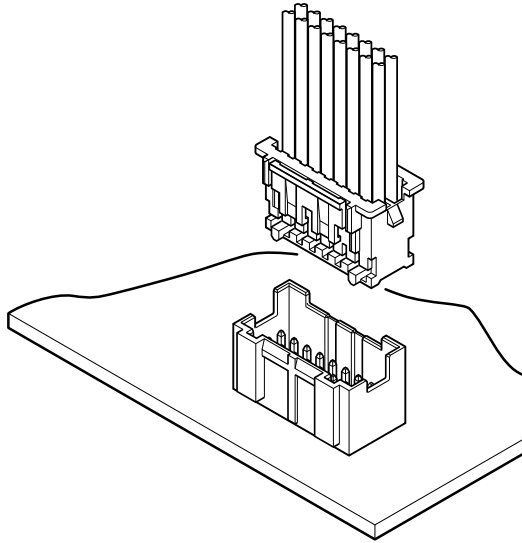


PAD CONNECTOR

2.0 mm pitch/Disconnectable Crimp style connectors/Wire-to-board



This is a 2.0 mm pitch, crimp style, dual-row structure, wire-to-board connector with lock.

- Secure locking device
- Reliable contacts
- Insertion guide mechanism
- Polarizing boss

Standards

⚡: Recognized E 60389

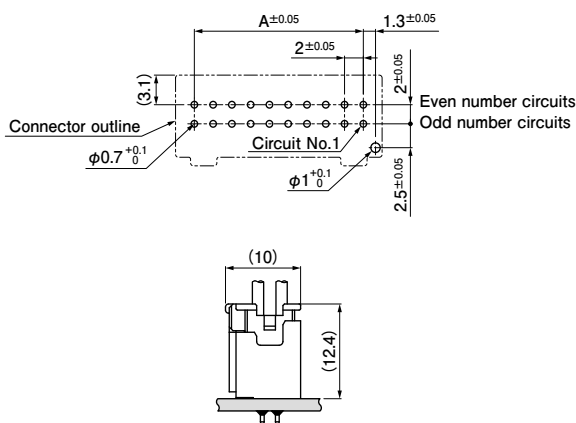
⚠: R50053749

Specifications

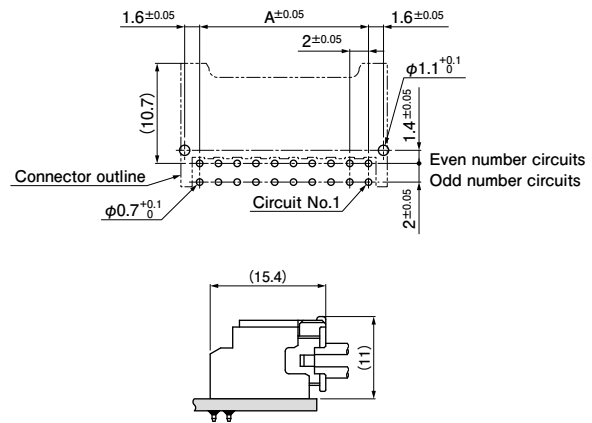
- Current rating: 3 A AC/DC (AWG #22)
 - Voltage rating: 250 V AC/DC
 - Temperature range: -25°C to +85°C
(including temperature rise in applying electrical current)
 - Contact resistance: Initial value/ 10 mΩ max.
After environmental tests/ 20 mΩ max.
 - Insulation resistance: 1,000 MΩ min.
 - Withstanding voltage: 800 VAC/minute
 - Applicable wire: AWG #28 to #22
 - Applicable PC board thickness: 1.6 mm
- * In using the products, refer to "Handling Precautions for Terminals and Connectors" described on our website (Technical documents of Product information page).
- * RoHS2 compliance
- * Dimensional unit: mm
- * Contact JST for details.

PC board layout and Assembly layout

Top entry type



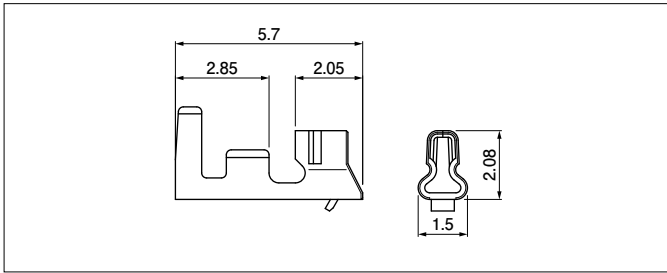
Side entry type



- Note: 1. The above figure is the figure viewed from the connector mounting side.
 2. Tolerance for the drilling hole pitch on PCB is ± 0.05 throughout, and shall not be cumulative.
 3. See the section of Header for the A dimensions.
 4. The appropriate hole dimensions on PCB differs according to the PCB material and piercing method.
 Please contact JST for details as the dimensions shown in the above figure are reference values.

PAD CONNECTOR

Contact



Model No.	Applicable wire		Insulation O.D. (mm)	Q'ty/reel
	mm ²	AWG #		
SPH-002T-P0.5L	0.08 to 0.22	28 to 24	0.8 to 1.5	8,000
SPH-001T-P0.5L	0.13 to 0.33	26 to 22	1.0 to 1.5	

Material and Finish

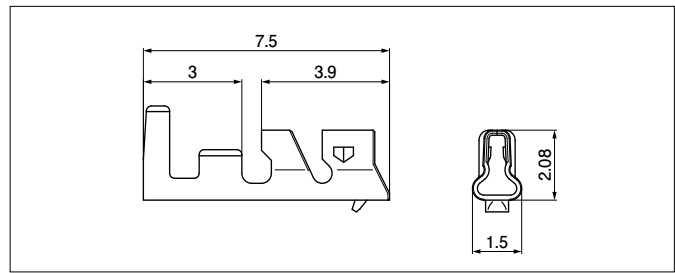
Phosphor bronze, tin-plated

RoHS2 compliance

Crimping machine

Contact	Crimping machine	Applicator	Crimp applicator with dies
SPH-002T-P0.5L	AP-K2N	MKS-L	APLMK SPH002-05L
SPH-001T-P0.5L			APLMK SPH001-05L

Note: Contact JST for fully automatic crimping applicator.



Model No.	Applicable wire		Insulation O.D. (mm)	Q'ty/reel
	mm ²	AWG #		
SPND-002T-C0.5	0.08 to 0.22	28 to 24	0.76 to 1.5	8,000
SPND-001T-C0.5	0.13 to 0.33	26 to 22	1.0 to 1.5	

Material and Finish

Copper alloy, tin-plated

RoHS2 compliance

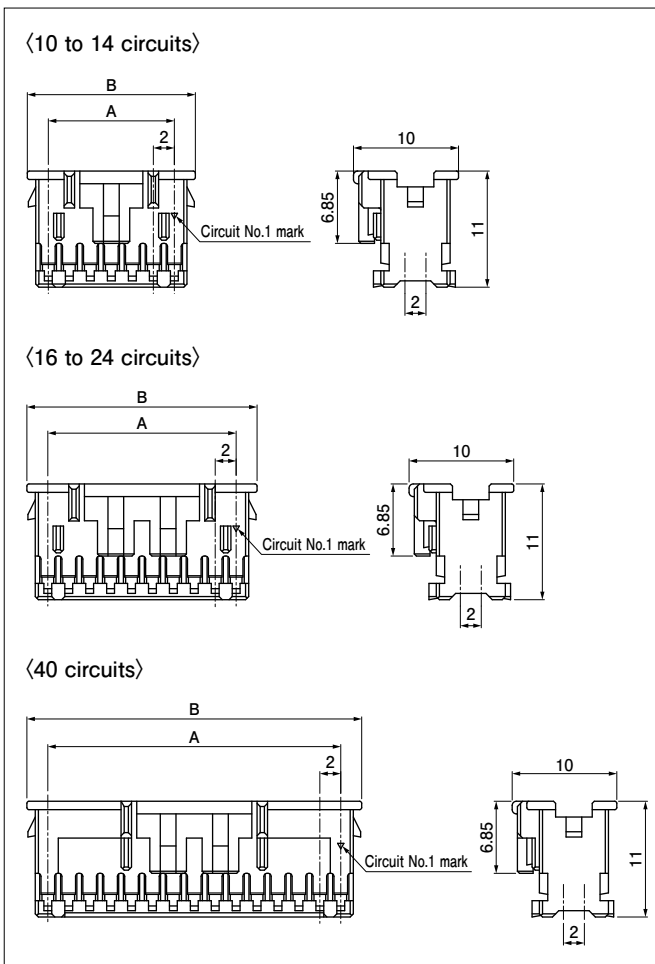
Note: This is low insertion/withdrawal force type contact, in order to improve the work of insertion/withdrawal.

Crimping machine

Contact	Crimping machine	Applicator	Crimp applicator with dies
SPND-002T-C0.5	AP-K2N	MKS-L	APLMK SPAD/ND002-05
SPND-001T-C0.5			APLMK SPND001-05

Note: Contact JST for fully automatic crimping applicator.

Housing



No. of circuits	Model No.	Dimensions (mm)		Q'ty/bag
		A	B	
10	PADP-10V-1-S	8.0	12.0	1,000
12	PADP-12V-1-S	10.0	14.0	1,000
14	PADP-14V-1-S	12.0	16.0	1,000
16	PADP-16V-1-S	14.0	18.0	1,000
20	PADP-20V-1-S	18.0	22.0	1,000
22	PADP-22V-1-S	20.0	24.0	1,000
24	PADP-24V-1-S	22.0	26.0	1,000
40	*PADP-40V-1-S	38.0	42.0	500

Material and Finish

PA 66, UL94V-0, natural (white)

RoHS2 compliance

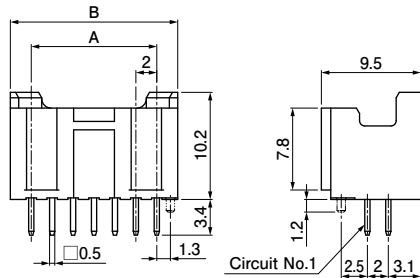
Note: *Marked product is unlisted in TÜV.

PAD CONNECTOR

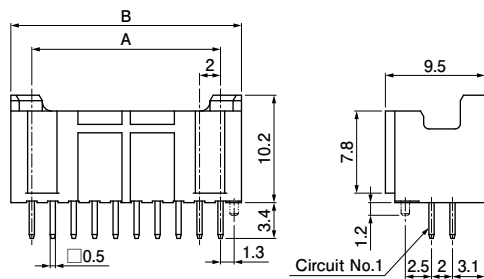
Header

Top entry type

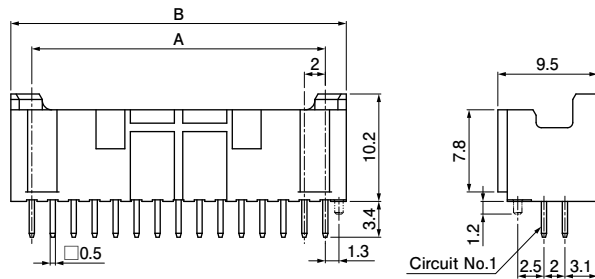
<10 to 14 circuits>



<16 to 24 circuits>

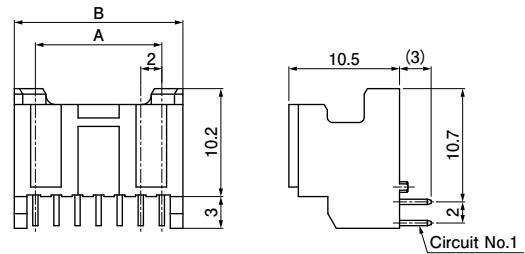


<40 circuits>

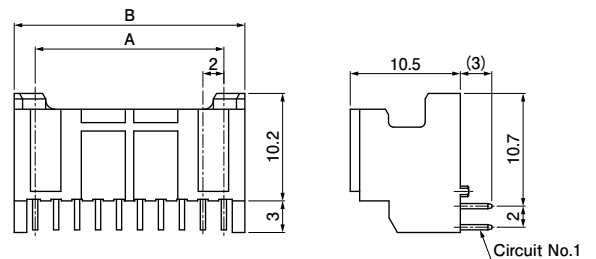


Side entry type

<10 to 14 circuits>



<16 to 24 circuits>



No. of circuits	Model No.			Dimensions (mm)		Q'ty/box	
	Top entry type		Side entry type	A	B	Top entry type	Side entry type
	Without a boss	With a boss					
10	B10B-PADSS-F	B10B-PADSS-1F	S10B-PADSS-1	8.0	12.0	400	504
12	B12B-PADSS-F	B12B-PADSS-1F	S12B-PADSS-1	10.0	14.0	300	420
14	B14B-PADSS-F	B14B-PADSS-1F	S14B-PADSS-1	12.0	16.0	300	364
16	B16B-PADSS-F	B16B-PADSS-1F	S16B-PADSS-1	14.0	18.0	200	336
20	B20B-PADSS-F	B20B-PADSS-1F	S20B-PADSS-1	18.0	22.0	150	280
22	B22B-PADSS-F	B22B-PADSS-1F	—	20.0	24.0	150	—
24	B24B-PADSS-F	B24B-PADSS-1F	S24B-PADSS-1	22.0	26.0	150	224
40	—	*B40B-PADSS-1F	—	38.0	42.0	100	—

Material and Finish

Post: Copper alloy, copper-undercoated, tin-plated
 Wafer: Top entry type/PA66 (Glass-filled), UL94V-0, natural (ivory)
 Side entry type/PBT (Glass-filled), UL94V-0, natural (white)

RoHS2 compliance This product displays (LF)(SN) on a label.
 Note: *Marked product is unlisted in TÜV.

PAD CONNECTOR

Model number allocation

Contact

<p style="text-align: right;">S PH - 002 T - P 0.5 L</p> <p>Form: S...Strip form</p> <p>Series name</p> <p>Applicable wire range: 002...AWG #28 to #24 001...AWG #26 to #22</p> <p>Surface finish: T...Tin-plated</p> <p>Material: P...Phosphor bronze</p> <p>Applicable post size</p> <p>Type: L...Low insertion type</p>	<p style="text-align: right;">S PND - 002 T - C 0.5</p> <p>Form: S...Strip form</p> <p>Series name</p> <p>Applicable wire range: 002...AWG #28 to #24 001...AWG #26 to #22</p> <p>Surface finish: T...Tin-plated</p> <p>Material: C...Copper alloy</p> <p>Applicable post size</p>
---	---

Housing

<p style="text-align: right;">PADP - 16 V - 1 - S</p> <p>Series name</p> <p>Part name: Plug housing</p> <p>No. of circuits: 10, 12, 14, 16, 20, 22, 24, 40</p> <p>Flammability: V...UL94V-0</p> <p>Supplementary symbol</p> <p>Color: S...Natural (White), K...Black, R...Red, Y...Yellow, E...Blue, M...Green, P...Purple, L...Lemon yellow</p>

Header (Top entry type)

<p style="text-align: right;">B 16 B-PADSS-1 F</p> <p>Shape of assembled product: B...Top entry type</p> <p>No. of circuits: 10, 12, 14, 16, 20, 22, 24, 40</p> <p>Part name: Header</p> <p>Series name</p> <p>Color: S...Natural (Ivory), K...Black, R...Red, Y...Yellow, E...Blue, M...Green, P...Purple, L...Lemon yellow</p> <p>Indication of clinch: S...Straight pin</p> <p>With/Without boss: None...Without boss, 1...With boss</p> <p>Supplementary symbol</p>
--

Header (Side entry type)

<p style="text-align: right;">S 16 B-PADSS-1</p> <p>Shape of assembled product: S...Side entry type</p> <p>No. of circuits: 10, 12, 14, 16, 20, 24</p> <p>Part name: Header</p> <p>Series name</p> <p>Color: S...Natural (White), K...Black, R...Red, Y...Yellow, E...Blue, P...Purple</p> <p>Indication of clinch: S...Straight pin</p> <p>With/Without boss: 1...With boss</p>

单击下面可查看定价，库存，交付和生命周期等信息

[>>JST\(杰世腾\)](#)