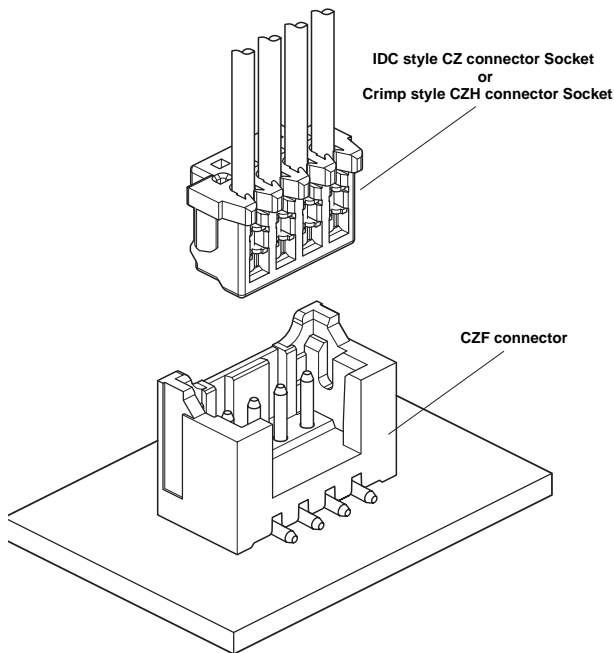


CZF CONNECTOR



1.5mm pitch/Disconnectable Insulation displacement and Crimp style connectors



The SMT top entry type headers that can be mated with the 1.5 mm pitch CZ connector socket are on the lineup.

- Suction tape is not required because the flat area for picking up is provided to the connector.
- This header can be accommodated to both the crimp style and the insulation displacement (ID) style sockets.

Specifications

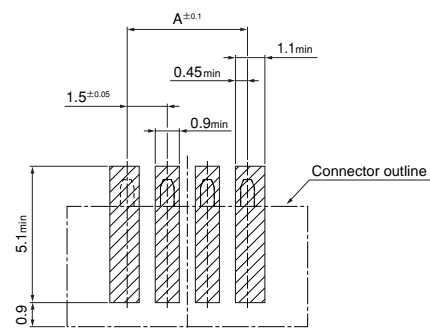
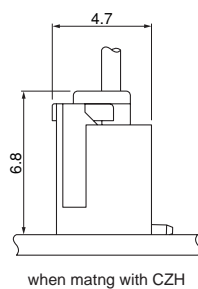
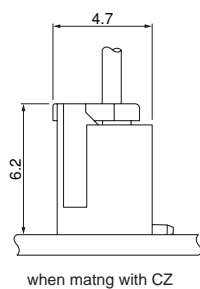
	CZF / CZ connectors	CZF / CZH connectors
Current rating	2 A AC, DC (AWG #26)	
Voltage rating	100V AC, DC	
Temperature rise	-25°C to +85°C (including temperature rise in applying electrical current)	
Contact resistance	Initial value / 10 mΩ max. After environmental tests / 20 mΩ max.	
Insulation resistance	500 MΩ min.	
Withstanding voltage	500 VAC/minute	
Applicable wire	UL10272 (Contact JST for other UL style wires.) AWG #28, # 26 Conductor / 7-strands, tinned annealed copper Insulation O.D. / 0.7 to 0.83 mm	AWG #28 to # 26

- * Refer to "General Instruction and Notice when using Terminals and Connectors" at the end of this catalog.
- * Contact JST for details.
- * Compliant with RoHS.

Standards

Recognized E60389

PC board layout and Assembly layout

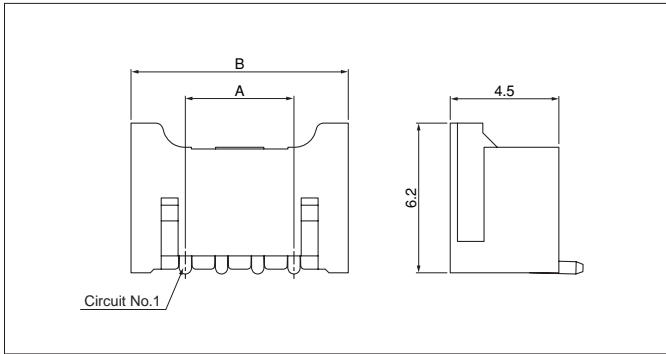


Note: 1. The above figure is the figure viewed from the connector mounting side.

2. Tolerances are non-cumulative: ±0.05 mm for all centers. The dimensions above should serve as a guideline. Contact JST for details.

CZF CONNECTOR

CZF connector SMT type header



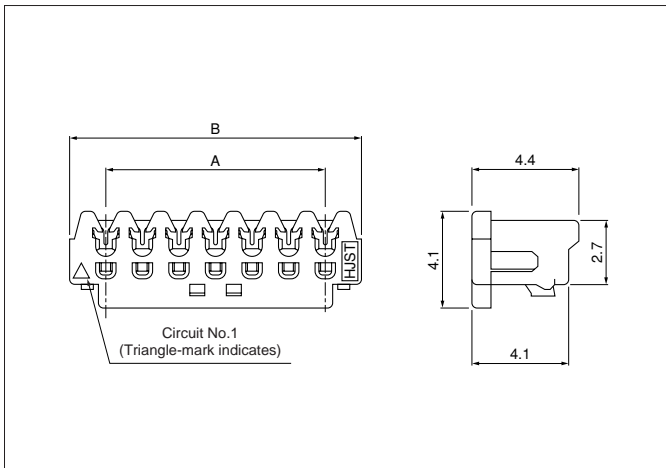
Circuits	Model No.	Dimensions (mm)		Q'ty/ reel
		A	B	
2	BM02B-CZFKS-TF	1.5	6.0	1,150
3	BM03B-CZFKS-TF	3.0	7.5	1,150
4	BM04B-CZFKS-TF	4.5	9.0	1,150
5	BM05B-CZFKS-TF	6.0	10.5	1,150
6	BM06B-CZFKS-TF	7.5	12.0	1,150
8	BM08B-CZFKS-TF	10.5	15.0	1,150

Material and Finish

Pin: Copper alloy, copper-undercoated, tin-plated (reflow treatment)
Wafer: Polyamide, UL94V-0, black

RoHS compliance This product displays (LF)(SN) on a label.

CZ connector socket



Circuits	Model No.		Dimensions (mm)		Q'ty/ box
	Gray	Yellow	A	B	
2	02CZ-6H	02CZ-6Y	1.5	4.5	2,000
3	03CZ-6H	03CZ-6Y	3.0	6.0	2,000
4	04CZ-6H	04CZ-6Y	4.5	7.5	2,000
5	05CZ-6H	05CZ-6Y	6.0	9.0	2,000
6	06CZ-6H	06CZ-6Y	7.5	10.5	2,000
8	08CZ-6H	08CZ-6Y	10.5	13.5	2,000

Material and Finish

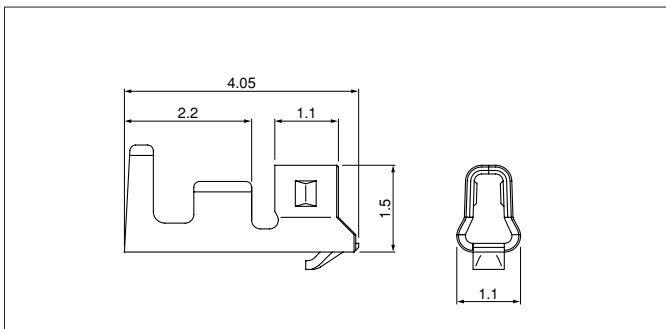
Contact: Phosphor bronze, tin-plated (reflow treatment)
Housing: Glass-filled PA 66, UL94V-0

RoHS compliance

<For reference> As the color identification, the following alphabet shall be put in the underlined part. For availability, delivery and minimum order quantity, contact JST.

ex. **02CZ-6H**
Y...yellow H...natural (grayish color)

CZH connector contact



Model No.	Applicable wire		Insulation O.D. (mm)	Q'ty/reel
	mm ²	AWG#		
SCZH-002T-P0.5	0.08~0.13	28~26	0.8~1.1	13,000

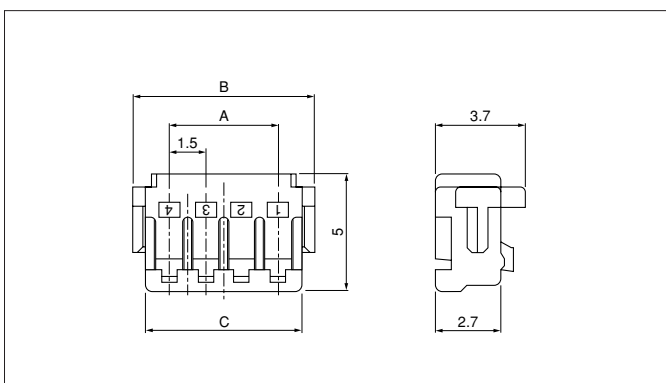
Material and Finish

Phosphor bronze, tin-plated (reflow treatment)

RoHS compliance

Contact	Crimping machine	Applicator		
		Crimp applicator	Dies	Crimp applicator with dies
SCZH-002T-P0.5	AP-K2N	MKS-L	MK/SCZH-002-05	APLMK SCZH002-05

CZH connector housing



Circuits	Model No.	Dimensions (mm)			Q'ty/ box
		A	B	C	
2	CZHR-02V-S	1.5	4.5	3.5	1,000
3	CZHR-03V-S	3.0	6.0	5.0	1,000
4	CZHR-04V-S	4.5	7.5	6.5	1,000
5	CZHR-05V-S	6.0	9.0	8.0	1,000
6	CZHR-06V-S	7.5	10.5	9.5	1,000
8	CZHR-08V-S	10.5	13.5	12.5	1,000

Material

PBT, UL94V-0, natural (white)

RoHS compliance

<For reference> As the color identification, the following alphabet shall be put in the underlined part. For availability, delivery and minimum order quantity, contact JST.

ex. **CZHR-02V-S**
S...natural (white) K...black H...gray Y...yellow

单击下面可查看定价，库存，交付和生命周期等信息

[>>JST\(杰世腾\)](#)