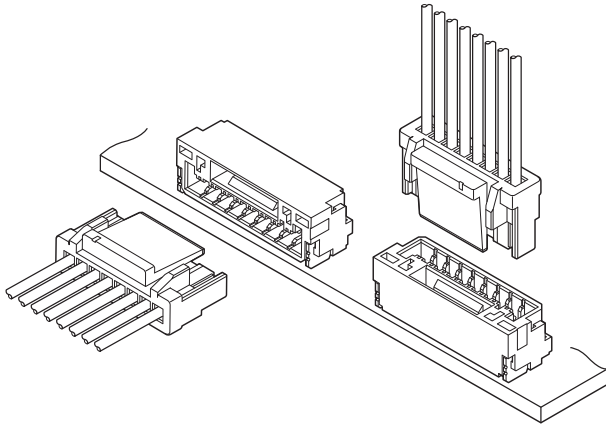


# GH CONNECTOR

1.25 mm pitch/Wire-to-Board connectors/Crimp style and Mating style



The GH series is a 1.25 mm pitch, wire-to-board connector with a secure locking function. It is suitable for internal connections in various electrical and electronic equipment for high density applications. Low insertion force contacts allow for ease of mating with a positive tactile clicking sensation, providing a highly reliable connection.

- Secure lock mechanism
- Superior mating performance
- Large outer latch for positive lock
- Structured to prevent contact deformation
- Housings are designed to prevent incorrect mating

## Specifications

- Current rating: 1.0 A AC/DC (AWG #26)
- Voltage rating: 50 V AC/DC
- Temperature range: -25°C to +85°C  
(including temperature rise in applying electrical current)
- Contact resistance:
  - Initial value/ 30 mΩ max.
  - After environmental tests/ 50 mΩ max.
- Insulation resistance: 100 MΩ min.
- Withstanding voltage:
  - There shall be no breakdown or flashover while applying 500 VAC for one minute.
- Applicable wire range:
  - Conductor size/ AWG #30 to AWG #26
  - Insulation O.D./  $\phi$  0.76 mm to  $\phi$  1.0 mm
- \* Please refer to the "Handling Precautions for Terminals and Connectors" on our website (listed in the "Technical Documents" column on the Product Information page) before use.
- \* RoHS2 compliance
- \* Dimensional unit: mm
- \* Contact JST for details.

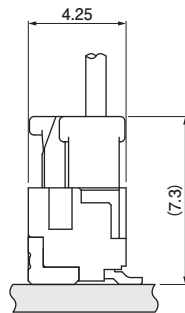
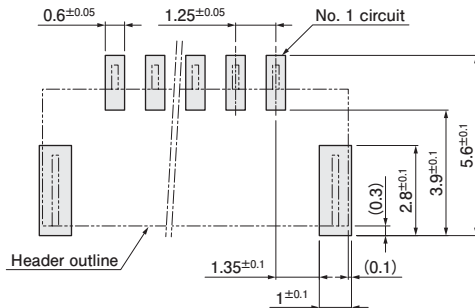
## Standards

For information on overseas standard registrations, please refer to the "List of Registered Overseas Standards" on our website (listed in the "Technical Documents" column on the Product Information page).

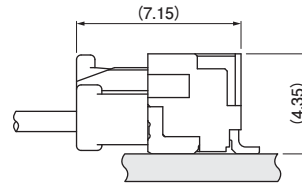
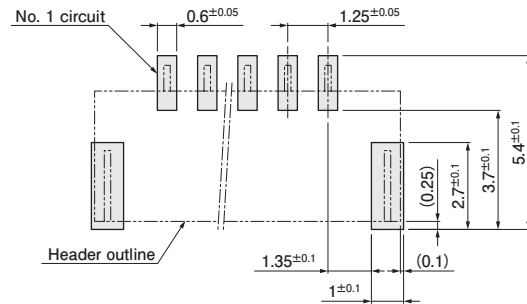
\* Specifications registered to overseas standards may differ from the general specifications listed above.

## PC board layout and Assembly layout

### Top entry type

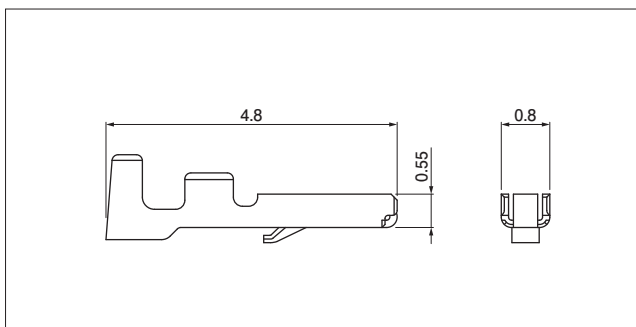


### Side entry type



Note: 1. The PC board layout figure shown is viewed from the connector mounting surface.  
2. Tolerance for the PCB pattern pitch shall be  $\pm 0.05$  and shall not accumulate.  
The above dimensions are reference values. Please contact JST for details.

## Contact



Model No.	Applicable wire range		Q'ty/ reel
	Conductor size AWG (mm <sup>2</sup> )	Insulation O.D. (mm)	
SSHL-002T-P0.2	#30 to #26 (0.05 to 0.13)	0.76 to 1.0	35,000

Material and Surface finish, etc.

Copper alloy, tin-plated

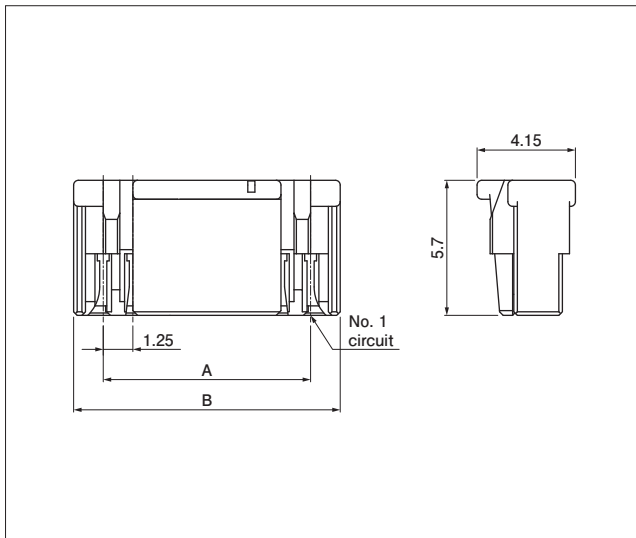
Note: 1. Contact JST for gold-plated product.  
2. This contact can be applied only for the GH connector.  
SSHL-003 ( ) -P0.2 cannot be applied for the GH connector.

### Crimping machine

Contact	Crimping machine	Applicator	Crimp applicator with dies
SSHL-002T-P0.2	AP-K2N	MKS-L-10-3	APLMK SSLH002-02

Note: Contact JST for fully automatic crimping applicator.

## Housing



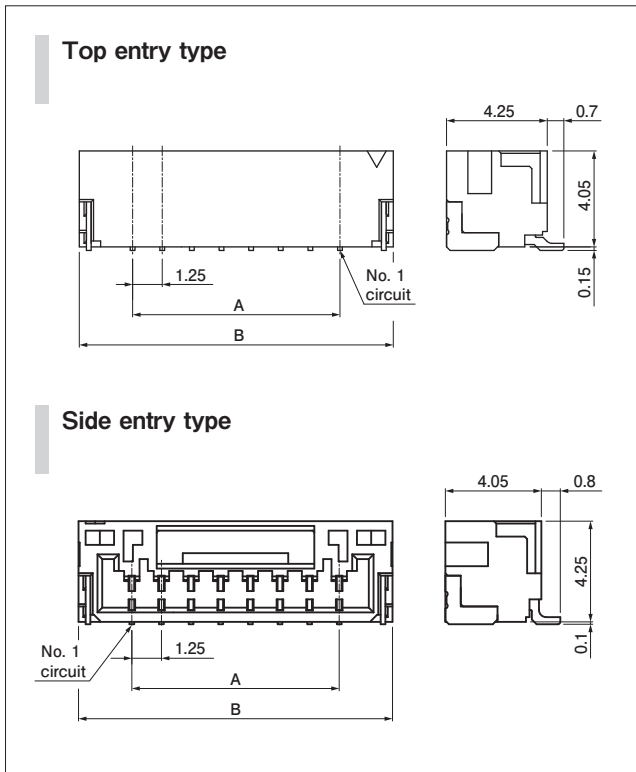
No. of circuits	Model No.	Dimensions (mm)		Q'ty/bag
		A	B	
2	GHR-02V-S	1.25	3.75	9,000
3	GHR-03V-S	2.50	5.00	9,000
4	GHR-04V-S	3.75	6.25	6,000
5	GHR-05V-S	5.00	7.50	6,000
6	GHR-06V-S	6.25	8.75	6,000
7	GHR-07V-S	7.50	10.00	6,000
8	GHR-08V-S	8.75	11.25	4,500
9	GHR-09V-S	10.00	12.50	3,500
10	GHR-10V-S	11.25	13.75	3,500
11	GHR-11V-S	12.50	15.00	3,000
12	GHR-12V-S	13.75	16.25	3,000
13	GHR-13V-S	15.00	17.50	3,000
14	GHR-14V-S	16.25	18.75	3,000
15	GHR-15V-S	17.50	20.00	3,000

Material and Surface finish, etc.

PBT, natural (white)

Note: For flame retardant grade of resin material used, please refer to the "List of Registered Overseas Standards" on our website (listed in the "Technical Documents" column on the Product Information page).

## Header



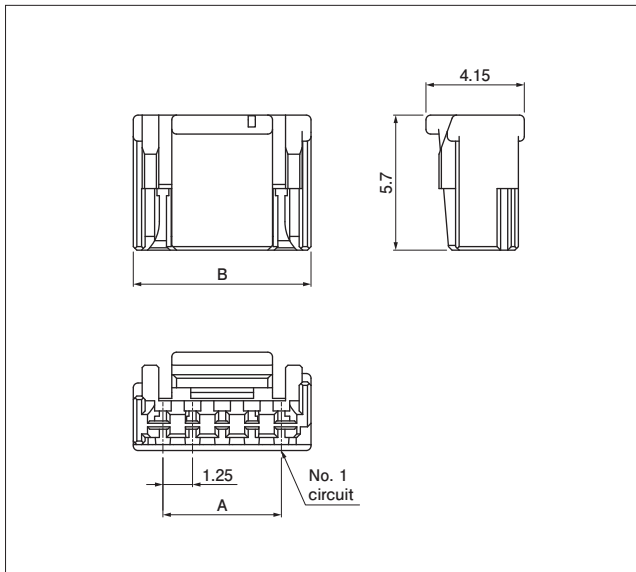
No. of circuits	Model No.		Dimensions (mm)		Q'ty/reel
	Top entry type	Side entry type	A	B	
2	BM02B-GHS-TBT	SM02B-GHS-TB	1.25	5.75	2,500
3	BM03B-GHS-TBT	SM03B-GHS-TB	2.50	7.00	2,500
4	BM04B-GHS-TBT	SM04B-GHS-TB	3.75	8.25	2,500
5	BM05B-GHS-TBT	SM05B-GHS-TB	5.00	9.50	2,500
6	BM06B-GHS-TBT	SM06B-GHS-TB	6.25	10.75	2,500
7	BM07B-GHS-TBT	SM07B-GHS-TB	7.50	12.00	2,500
8	BM08B-GHS-TBT	SM08B-GHS-TB	8.75	13.25	2,500
9	BM09B-GHS-TBT	SM09B-GHS-TB	10.00	14.50	2,500
10	BM10B-GHS-TBT	SM10B-GHS-TB	11.25	15.75	2,500
11	BM11B-GHS-TBT	SM11B-GHS-TB	12.50	17.00	2,500
12	BM12B-GHS-TBT	SM12B-GHS-TB	13.75	18.25	2,500
13	BM13B-GHS-TBT	SM13B-GHS-TB	15.00	19.50	2,500
14	BM14B-GHS-TBT	SM14B-GHS-TB	16.25	20.75	2,500
15	BM15B-GHS-TBT	SM15B-GHS-TB	17.50	22.00	2,500

Material and Surface finish, etc.

Base contact: Copper alloy, tin-plated  
Base housing: PA (Heat resistance), natural (ivory)  
Reinforcement: Copper alloy, tin-plated

Note: 1. This product displays (LF)(SN) on a label.  
2. Contact JST for gold-plated product.  
3. For flame retardant grade of resin material used, please refer to the "List of Registered Overseas Standards" on our website (listed in the "Technical Documents" column on the Product Information page).

## Housing (Keying pattern A)



No. of circuits	Model No.	Dimensions (mm)		Q'ty/bag
		A	B	
2	GHR-02V-2P	1.25	3.75	9,000
4	GHR-04V-2P	3.75	6.25	6,000
5	GHR-05V-2P	5.00	7.50	6,000

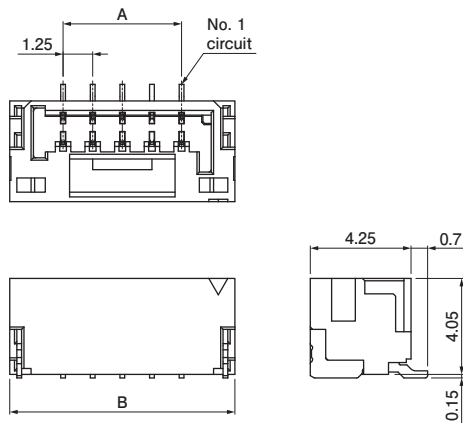
Material and Surface finish, etc.

PBT, purple

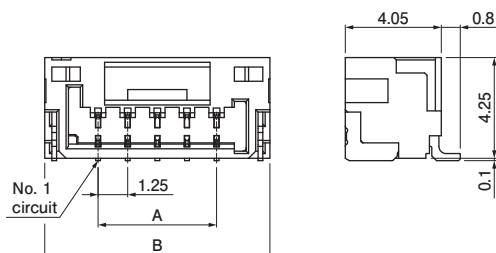
Note: For flame retardant grade of resin material used, please refer to the "List of Registered Overseas Standards" on our website (listed in the "Technical Documents" column on the Product Information page).

## Header (Keying pattern A)

### Top entry type



### Side entry type



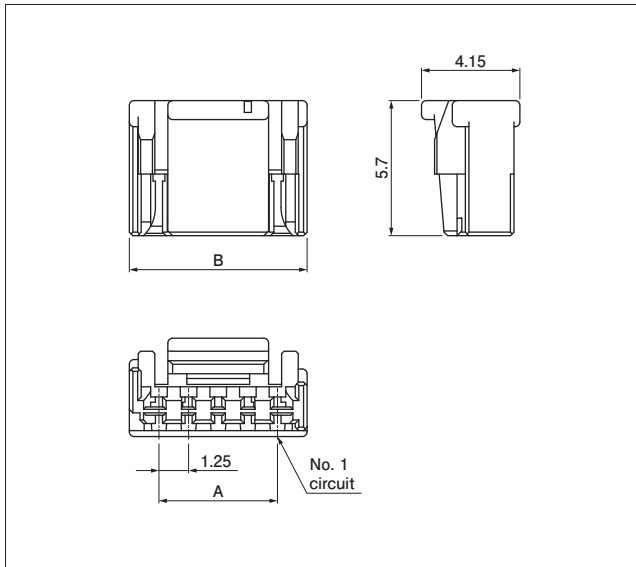
No. of circuits	Model No.		Dimensions (mm)		Q'ty/reel
	Top entry type	Side entry type	A	B	
2	BM02B-GHP-A-TBT	—	1.25	5.75	2,500
4	BM04B-GHP-A-TBT	SM04B-GHP-A-TB	3.75	8.25	2,500
5	BM05B-GHP-A-TBT	SM05B-GHP-A-TB	5.00	9.50	2,500

Material and Surface finish, etc.

Base contact: Copper alloy, tin-plated  
Base housing: PA (Heat resistance) , purple  
Reinforcement: Copper alloy, tin-plated

Note: 1. This product displays (LF)(SN) on a label.  
2. For flame retardant grade of resin material used, please refer to the "List of Registered Overseas Standards" on our website (listed in the "Technical Documents" column on the Product Information page).

## Housing (Keying pattern B)



No. of circuits	Model No.	Dimensions (mm)		Q'ty/bag
		A	B	
2	GHR-02V-3HD	1.25	3.75	9,000
4	GHR-04V-3HD	3.75	6.25	6,000
5	GHR-05V-3HD	5.00	7.50	6,000

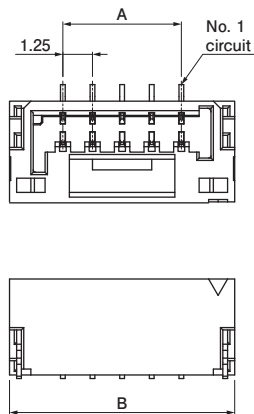
Material and Surface finish, etc.

PBT, dark gray

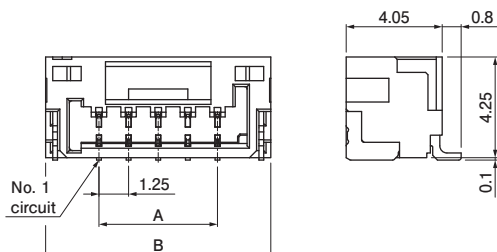
Note: For flame retardant grade of resin material used, please refer to the "List of Registered Overseas Standards" on our website (listed in the "Technical Documents" column on the Product Information page).

## Header (Keying pattern B)

### Top entry type



### Side entry type



No. of circuits	Model No.		Dimensions (mm)		Q'ty/reel
	Top entry type	Side entry type	A	B	
2	BM02B-GHHD-B-TBT	SM02B-GHHD-B-TB	1.25	5.75	2,500
4	BM04B-GHHD-B-TBT	SM04B-GHHD-B-TB	3.75	8.25	2,500
5	BM05B-GHHD-B-TBT	SM05B-GHHD-B-TB	5.00	9.50	2,500

Material and Surface finish, etc.

Base contact: Copper alloy, tin-plated  
Base housing: PA (Heat resistance), dark gray  
Reinforcement: Copper alloy, tin-plated

Note: 1. This product displays (LF)(SN) on a label.  
2. For flame retardant grade of resin material used, please refer to the "List of Registered Overseas Standards" on our website (listed in the "Technical Documents" column on the Product Information page).

## Model number allocation

### Contact

	<b>S</b>	<b>SHL - 002 T - P</b>	<b>0.2</b>
Supply form: Strip form			
Series name			
Applicable wire range: AWG #30 to AWG #26			
Surface finish: Tin-plated			
Material: Copper alloy			
Applicable contact size			

### Housing

	<b>GH R - 04 V - S</b>
Series name	
Type: For receptacle contact	
No. of circuits	
Sub model number	
Color: S...Natural (White), LE...Light blue, TR...Tomato red, K...Black, E...Blue, O...Orange, L...Lemon yellow, MG...Moss green, DPK...Dark pink, DP...Dark purple	

### Header

	<b>BM 04 B-GH S-TB T</b>
Header type: BM...SMT Top entry type SM...SMT Side entry type	
No. of circuits	
Assembly product	
Series name	
Color: S...Natural (Ivory), LE...Light blue, TR...Tomato red, K...Black, E...Blue, O...Orange, L...Lemon yellow, MG...Moss green, DPK...Dark pink, DP...Dark purple	
Packaging style: Embossed-taping	
Suction tape: Blank...No, T...Yes	

### Housing (With keying)

	<b>GH R - 04 V - 2 P</b>
Series name	
Type: For receptacle contact	
No. of circuits	
Sub model number	
Keying pattern: 2...Keying pattern A 3...Keying pattern B	
Color: P...Purple (Keying pattern A) HD...Dark gray (Keying pattern B)	

### Header (With keying)

	<b>BM 04 B-GH P-A-TB T</b>
Header type: BM...SMT Top entry type SM...SMT Side entry type	
No. of circuits	
Assembly product	
Series name	
Color: P...Purple (Keying pattern A) HD...Dark gray (Keying pattern B)	
Keying pattern: A...Keying pattern A B...Keying pattern B	
Packaging style: Embossed-taping	
Suction tape: Blank...No, T...Yes	

单击下面可查看定价，库存，交付和生命周期等信息

[>>JST\(杰世腾\)](#)