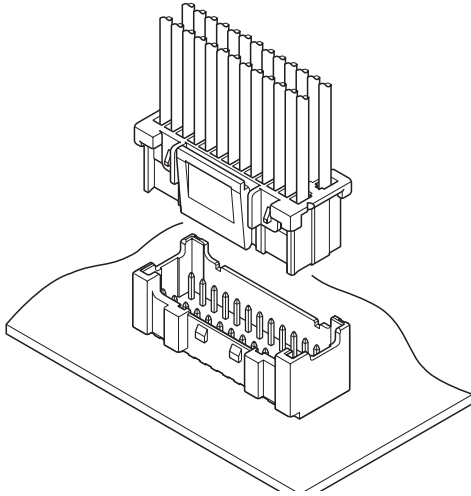


PND CONNECTOR

2.0mm pitch/Disconnectable Crimp style connectors



The PND connector is the high-density dipping type connector with secure lock for wire to board connection and enabled to achieve excellent workability and withstand the unexpected external force.

- Superior operability (Low insertion force)
- Withstanding external force and secure locking device
- Countermeasure for inverse insertion and mismatching insertion
- High density
- Polarizing boss

Specifications

- Current rating: 3 A AC, DC (AWG #22)
- Voltage rating: 250 V AC, DC
- Temperature range: -25°C to +85°C
(including temperature rise in applying electrical current)
- Contact resistance: Initial value/ 10 mΩ max.
After environmental tests/ 20 mΩ max.
- Insulation resistance: 1,000 MΩ min.
- Withstanding voltage: 800 VAC/minute
- Applicable wire: Conductor size/ AWG #28 to #22
Insulation O.D./ 0.76 to 1.5 mm

* In using the products, refer to "Handling Precaution for Terminal and Connector" described on our website (Technical documents of Product information page).

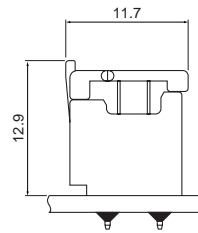
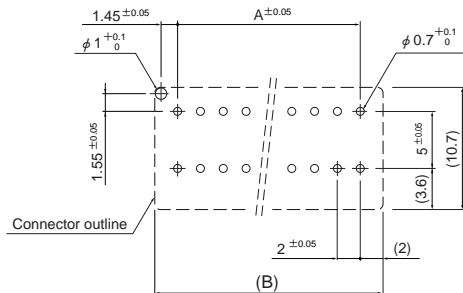
* Contact JST for details.

* RoHS2 compliance.

Standards

Recognized E60389

PC board layout and Assembly layout

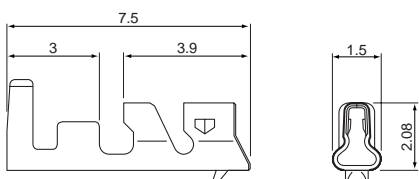


Note: 1. The above figure is the figure viewed from the connector mounting side.

2. Tolerances are non-cumulative: ±0.05 mm for all centers.

3. Hole dimensions differ according to the type of PC board and piercing method. The dimensions above should serve as a guideline. Contact JST for details.

Contact



Model No.	Applicable wire		Insulation O.D. (mm)	Q'ty/ reel
	mm ²	AWG #		
SPND-001T-C0.5	0.13~0.33	26~22	1.0~1.5	8,000
SPND-002T-C0.5	0.08~0.22	28~24	0.76~1.5	

Material and Finish

Copper alloy, tin-plated (reflow treatment)

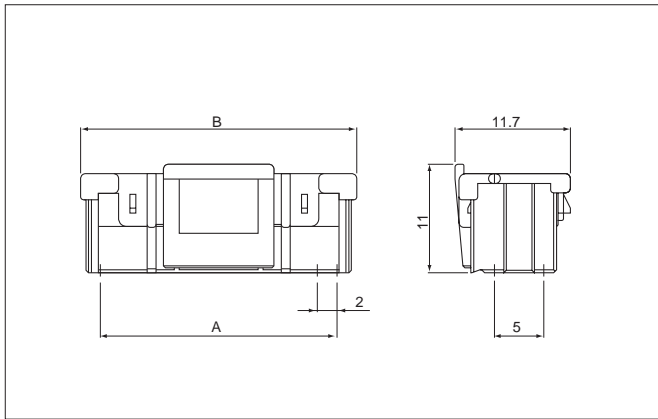
RoHS2 compliance

Contact	Crimping machine	Applicator		
		Crimp applicator	Dies	Crimp applicator with dies
SPND-001T-C0.5	AP-K2N	MKS-L	MK/SPND-001-05	APLMK SPND001-05
		*MKS-SC	SC/SPND-001-05	APLSC SPND001-05
MKS-L		MK/SPAD/ND-002-05	APLMK SPAD/ND002-05	
—		—	—	
SPND-002T-C0.5	—	—	—	—

Note: *Strip-crimp applicator

PND CONNECTOR

Housing



Circuits	Model No.	Dimensions (mm)		Q'ty/ bag
		A	B	
8	PNDP-08V-Z	6.0	10.0	500
10	PNDP-10V-Z	8.0	12.0	500
12	PNDP-12V-Z	10.0	14.0	500
14	PNDP-14V-Z	12.0	16.0	500
16	PNDP-16V-Z	14.0	18.0	300
18	PNDP-18V-Z	16.0	20.0	300
20	PNDP-20V-Z	18.0	22.0	300
22	PNDP-22V-Z	20.0	24.0	300
24	PNDP-24V-Z	22.0	26.0	250
26	PNDP-26V-Z	24.0	28.0	250
28	PNDP-28V-Z	26.0	30.0	250
30	PNDP-30V-Z	28.0	32.0	150
32	PNDP-32V-Z	30.0	34.0	150
34	PNDP-34V-Z	32.0	36.0	150
36	PNDP-36V-Z	34.0	38.0	100
38	PNDP-38V-Z	36.0	40.0	100
40	PNDP-40V-Z	38.0	42.0	100
42	PNDP-42V-Z	40.0	44.0	100

Material and Finish

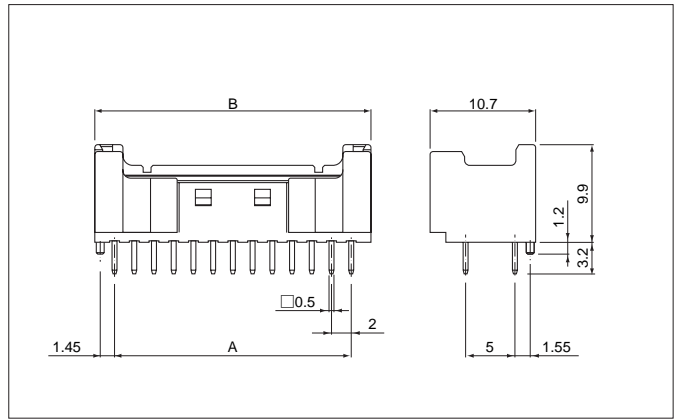
PA 66, UL94V-0, ivory

RoHS2 compliance

<For reference> As the color identification, the following alphabet shall be put in the underlined part. For availability, delivery and minimum order quantity, contact JST.

ex. **PNDP-28V-Z**
Z...ivory K...black R...red E...blue M...green N...brown
PK...pink D...orange

Shrouded header



Circuits	Model No.		Dimensions (mm)		Q'ty/ box
	With boss	Without boss	A	B	
8	B08B-PNDZS-1	B08B-PNDZS	6.0	10.0	736
10	B10B-PNDZS-1	B10B-PNDZS	8.0	12.0	608
12	B12B-PNDZS-1	B12B-PNDZS	10.0	14.0	512
14	B14B-PNDZS-1	B14B-PNDZS	12.0	16.0	448
16	B16B-PNDZS-1	B16B-PNDZS	14.0	18.0	416
18	B18B-PNDZS-1	B18B-PNDZS	16.0	20.0	352
20	B20B-PNDZS-1	B20B-PNDZS	18.0	22.0	320
22	B22B-PNDZS-1	B22B-PNDZS	20.0	24.0	288
24	B24B-PNDZS-1	B24B-PNDZS	22.0	26.0	288
26	B26B-PNDZS-1	B26B-PNDZS	24.0	28.0	256
28	B28B-PNDZS-1	B28B-PNDZS	26.0	30.0	224
30	B30B-PNDZS-1	B30B-PNDZS	28.0	32.0	224
32	B32B-PNDZS-1	B32B-PNDZS	30.0	34.0	192
34	B34B-PNDZS-1	B34B-PNDZS	32.0	36.0	192
36	B36B-PNDZS-1	B36B-PNDZS	34.0	38.0	192
38	B38B-PNDZS-1	B38B-PNDZS	36.0	40.0	160
40	B40B-PNDZS-1	B40B-PNDZS	38.0	42.0	160
42	B42B-PNDZS-1	—	40.0	44.0	160

Material and Finish

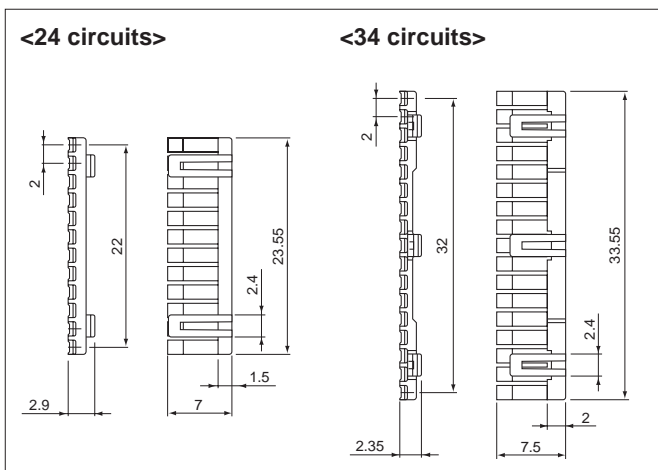
Post: Copper alloy, copper-undercoated, tin-plated (reflow treatment)
 Wafer: Glass-filled PA 66, UL94V-0, ivory

RoHS2 compliance This product displays (LF)(SN) on a label.

<For reference> As the color identification, the following alphabet shall be put in the underlined part. For availability, delivery and minimum order quantity, contact JST.

ex. **B28B-PNDZS-1**
Z...ivory K...black R...red E...blue M...green
N...brown PK...pink D...orange

Retainer



Circuits	Model No.	Q'ty/bag
24	PNDS-24V-Z	1,000
34	PNDS-34V-Z	1,000

Material and Finish

Glass-filled PA 66, UL94V-0, ivory

RoHS2 compliance

单击下面可查看定价，库存，交付和生命周期等信息

[>>JST\(杰世腾\)](#)