


# CMEC CONNECTOR

Board-to-wire



Developed in pursuit of miniaturization and low profile as surface mounting type connector for automotive.

## ■ Features

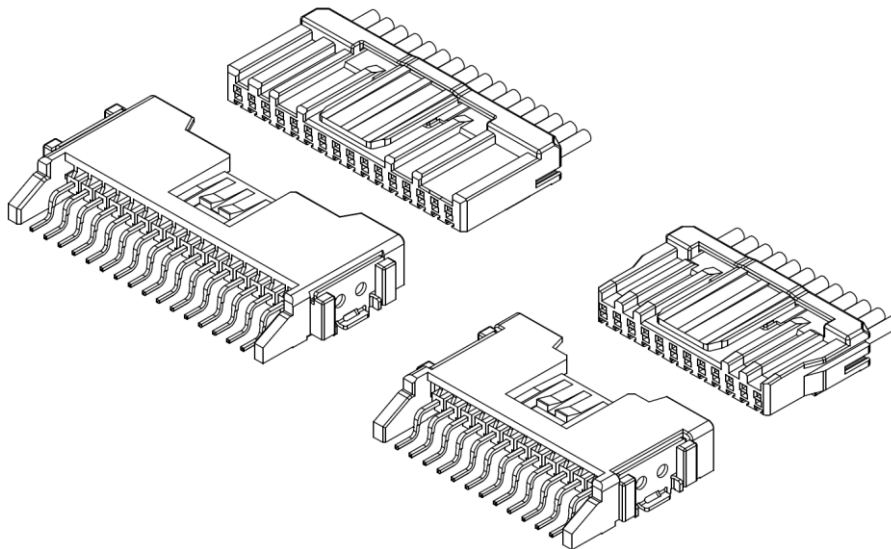
### ● Miniaturization and Low profile

0.50 terminal with 2.0mm pitch realized miniaturization and low profile.

Max male and female connector mating and unmating operation height: 6.5mm.

Integrated housing latch design to keep good hand feeling.

High terminal reliability with TPA structure.



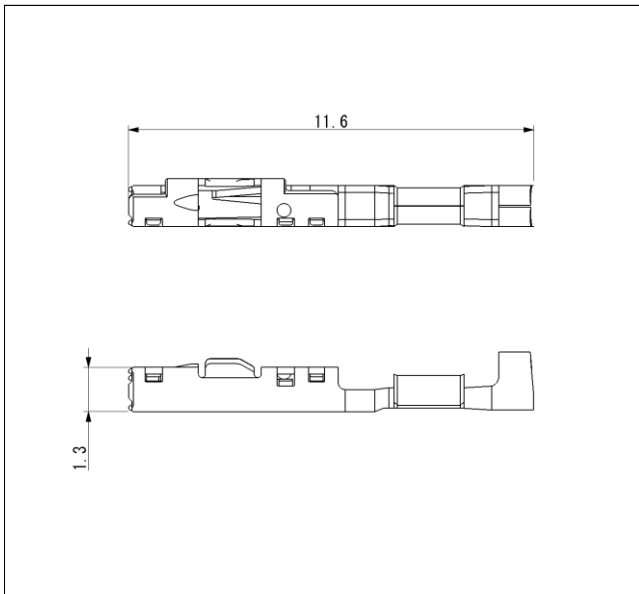
## ■ Specifications

- Current rating : 3A AC, DC max
- Withstanding voltage: 1,000 VAC / minute
- Temperature range : -40°C to +105°C  
(including temperature rise in applying electrical current)
- Contact resistance : Initial value/ 10 mΩ max.  
After environmental tests/ 20 mΩ max.
- Insulation resistance : 100 MΩ min.
- Applicable wire : AESSX 0.3mm<sup>2</sup>, UL3265 0.3mm<sup>2</sup>  
FLRY-A 0.35mm<sup>2</sup>, AVSS 0.3mm<sup>2</sup>  
(Equivalent to AWG#22, Insulation O.D.Ø1.4mm max)

\*Compliant with ELV/RoHS.

\*Contact JST for details.

**Female terminal**

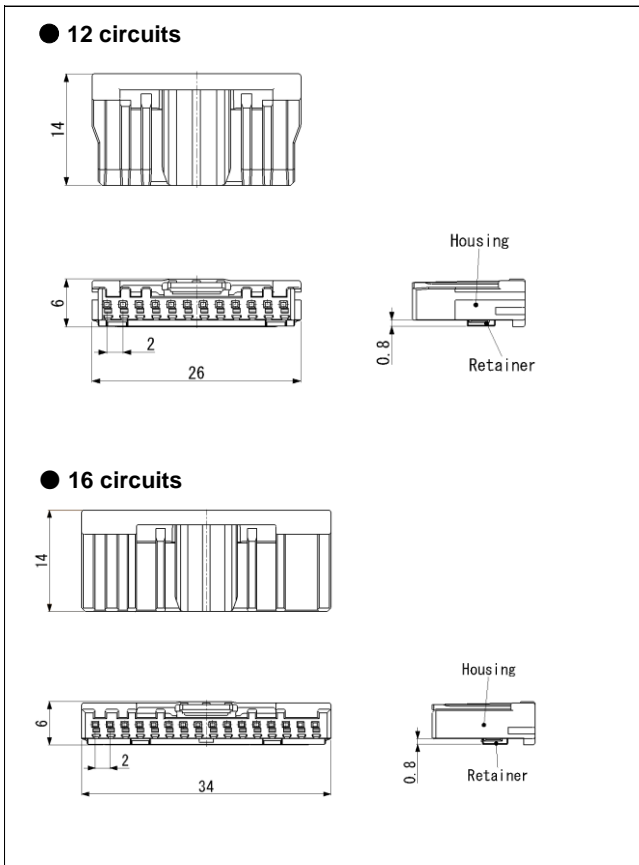


Model No.	Applicable wire range		Q'ty/reel
	Conductor (mm <sup>2</sup> )	Insulation O.D. (mm)	
<b>SMEC-A021T-M0.5</b>	0.3	1.4 max.	10,000

**Material and Finish**

Copper alloy, nickel-undercoated, tin-plated

**Female connector**



Circuits	Model No.	Housing Color	Q'ty/box
12	<b>12CMEC-B-1A-K-A</b>	Black	2,079
	<b>12CMEC-B-1A-K-B</b>	Black	2,079
16	<b>16CMEC-B-1A-K-A</b>	Black	1,701
	<b>16CMEC-B-1A-K-B</b>	Black	1,701

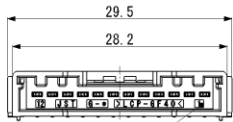
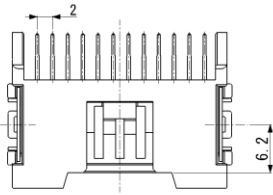
**Material and Finish**

Housing: PBT, Black (UL94 V-0)  
 Retainer: Glass-filled PBT, Blue (UL94 V-0)

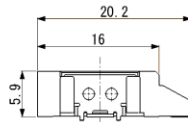
Note: Color/Key codes other than above mentioned housing are also available. Contact JST for details.

## Male connector

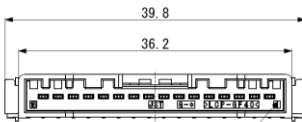
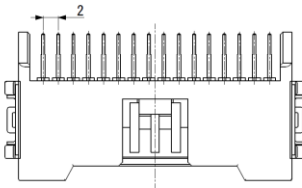
### ● 12 circuits



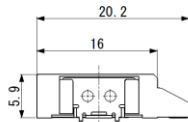
Circuit No.



### ● 16 circuits



Circuit No.



Circuits	Model No.	Housing Color	Q'ty/box
12	<b>SM12B-CMECK-1A-A</b>	Black	1,200
	<b>SM12B-CMECK-1A-B</b>	Black	1,200
16	<b>SM16B-CMECK-1A-A</b>	Black	1,200
	<b>SM16B-CMECK-1A-B</b>	Black	1,200

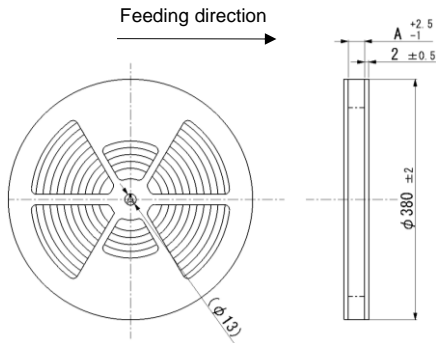
#### Material and Finish

Housing: Glass-filled LCP, Black (UL94 V-0)  
Pin: Copper alloy, nickel-undercoated, tin-plated

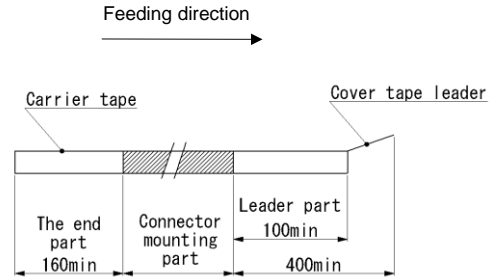
Note: Key codes other than abovementioned housing are also available.  
Contact JST for details.

Taping specifications

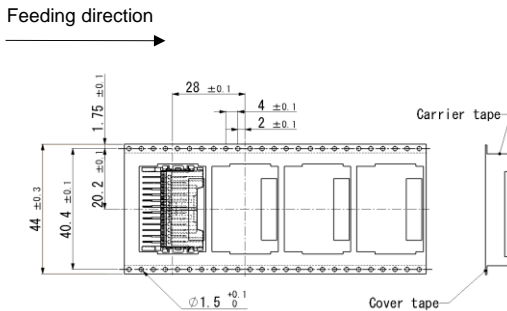
● 12,16 circuits



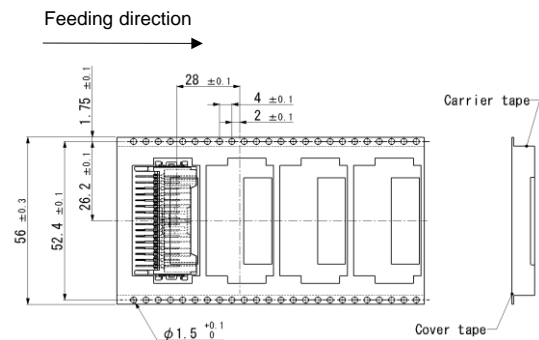
Circuits	A
12	45
16	57



● 12 circuits



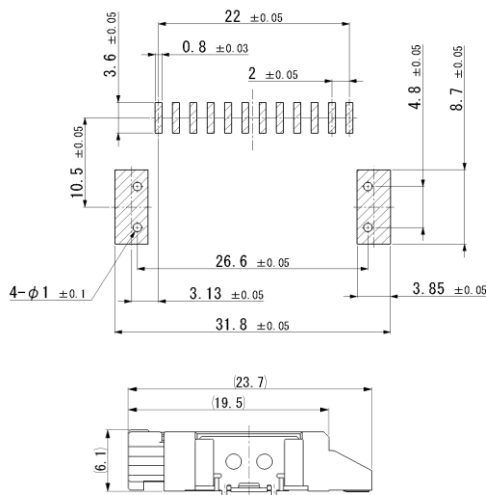
● 16 circuits



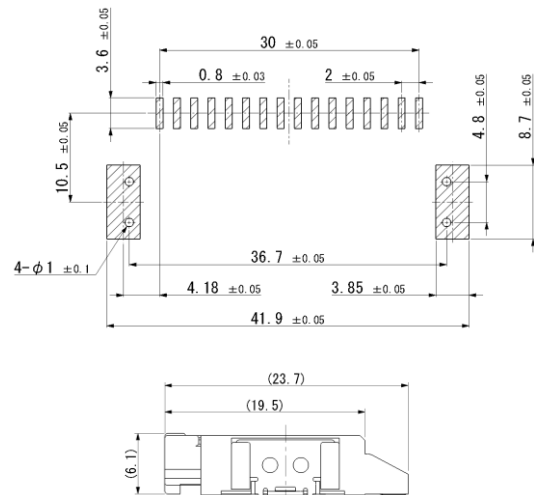
PC board layout, Assembly layout

SMT type Single row

● 12 circuits



● 16circuits



Note: 1. Tolerances are non-cumulative: ±0.05mm for all centers.  
 2. Hole dimensions differ according to the type of PC board and piercing method.  
 The dimensions above should serve as guideline. Contact JST for details.

Crimping machine, Applicator

Strip terminal	Crimping machine	Crimp applicator MKS-L	
		Dies	Crimp applicator with dies
SMEC-A021T-M0.5	AP-K2N	MK/SMEC-A021-05	APLMK SMEC-A021-05

Note: 1. Contact JST for details.  
 2. When crimping operation is conducted using an applicator and die set other than the above, JST cannot guarantee the performance of the terminal.

单击下面可查看定价，库存，交付和生命周期等信息

[>>JST\(杰世腾\)](#)