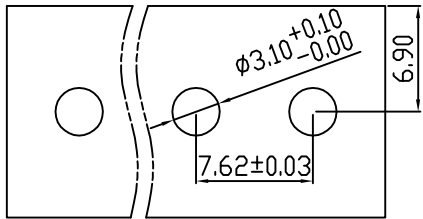
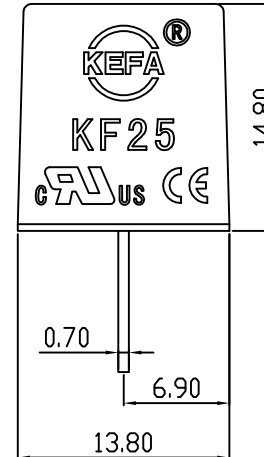
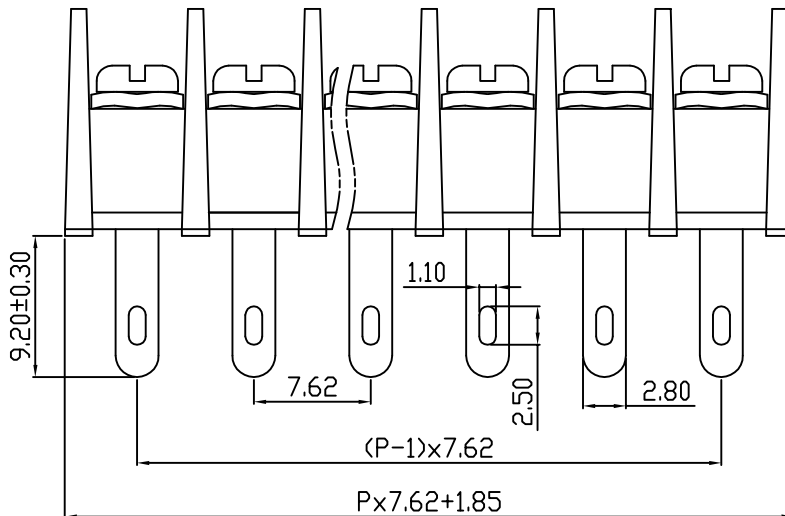
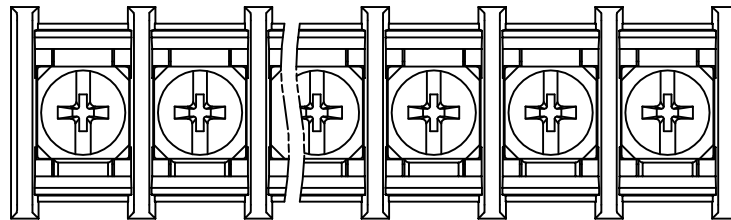


| linear dimension(Tolerances Standard GB/T 14486-2008) |       |              |               |               |                |                 |             | —     | $\nabla$       | $\perp$     |
|---|-------|--------------|---------------|---------------|----------------|-----------------|-------------|-------|----------------|-------------|
| variable range  | to 6  | over 6 to 10 | over 10 to 30 | over 30 to 60 | over 60 to 100 | over 100 to 160 | over 160 to | to 10 | over 10 to 100 | over 100 to |
| tolerance   | ±0.20 | ±0.30        | ±0.50         | ±0.70         | ±1.00          | ±1.30           | ±1.60       | 0.10  | 0.30           | 0.60        |



PCB LAYOUT



KF25



REVISION RECORD

| REV. | DESCRIPTION | ECN No. | APPROVED | DATE     |
|------|-------------|---------|----------|----------|
| A    | 新发行         |         | CLF      | 21.09.11 |
|      |             |         |          |          |
|      |             |         |          |          |

| UL/CUL 技术参数<br>UL/CUL Technical Data                                       |  |                  |   |   |
|--|--|------------------|---|---|
| 等级 Use Group   |  | B                | C | D |
| 额定电压 Rated Voltage [V]   |  | 300              | - | - |
| 额定电流 Rated Current [A]   |  | 20               | - | - |
| 接线范围 Wire Range<br>单/多芯线 Solid/Stranded [AWG]                              |  | 22-12            |   |   |
| IEC 技术参数<br>IEC Technical Data   |  |                  |   |   |
| 额定电压 Rated Voltage [V]   |  | 250              |   |   |
| 额定电流 Rated Current [A]   |  | 24               |   |   |
| 耐电压 Withstanding Voltage [V/1Min]  |  | 2000V/1Min       |   |   |
| 导线截面积 Conductor cross section<br>硬质/柔性导线 Solid/flexible [mm <sup>2</sup> ] |  | 2.5              |   |   |
| 材料 Material  |  |                  |   |   |
| 绝缘材料 Insulation Material   |  | PA66             |   |   |
| 阻燃等级 Imflammability  |  | UL94V-0          |   |   |
| 导体材料 Contactor Material  |  | 铜合金 Copper alloy |   |   |
| 导体表面镀层 Contactive Coating  |  | 镀锡 Tin Plated    |   |   |
| 一般参数 Other Data  |  |                  |   |   |
| 间距 Pitch [mm]  |  | 7.62             |   |   |
| 极数 Poles [P]   |  | 02~24            |   |   |
| 剥线长度 Stripping Length [mm]   |  | -                |   |   |
| 螺丝 Screw/扭矩 Torque(Max) [N.m]  |  | M3/0.8           |   |   |
| 工作温度 Operating temperatur [°C]   |  | -40~+105         |   |   |
| 引针尺寸 Pin Dimensions [mm]   |  | 9.2              |   |   |
| PCB板孔径 PCB Hole Diameter [mm]  |  | 3.1              |   |   |

|      |     |      |          |  |    |         |    |          |                |                             |        |   |
|------|-----|------|----------|--|----|---------|----|----------|----------------|-----------------------------|--------|---|
| DES. | LQQ | DATE | 21.09.11 | 单位/UNITS                                     | mm | 尺寸/SIZE | A4 | 比例/SCALE | 1:1            | 第三视角/THIRD ANGLE PROJECTION | 版本/REV | A |
| CHK. | BY  | DATE | 21.09.11 | 慈溪市科发电子有限公司<br>CIXI KEFA ELECTRONIC CO., LTD |    |         |    | 名称/TITLE | <br>KF25H-7.62 |                             |        |   |
| APP. | CLF | DATE | 21.09.11 |  |    |         |    |          |                |                             |        |   |

单击下面可查看定价，库存，交付和生命周期等信息

[>>KEFA\(科发\)](#)