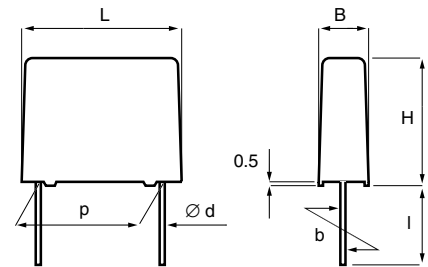


- Metallized polyester
- According to CECC 30401-042, IEC 60384-2, DIN 44122

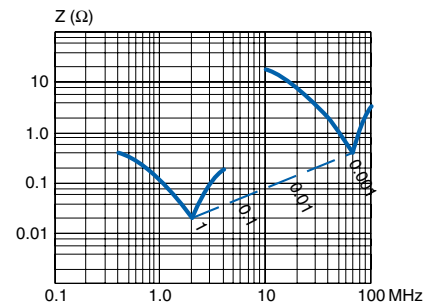


TYPICAL APPLICATIONS	CONSTRUCTION
Bypassing, signal coupling. General purpose for highest reliability.	Metallized polyester film capacitor. Radial leads of tinned wire are electrically welded to the contact metal layer on the ends of the capacitor winding. Encapsulation in self-extinguishing material meeting the requirements of UL 94V-0.

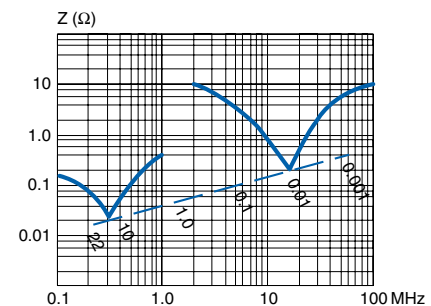


TECHNICAL DATA							
Rated voltage U_R , VDC	50	63	100	250	400	630	1000
Rated voltage U_R , VAC	30	40	63	160	200	220	250
Capacitance, μF	0.001	0.001	0.001	0.001	0.001	0.001	0.001
	-10.0	-82	-82	-39	-18	-6.8	-4.7
Capacitance tolerance	$\pm 20\%$, $\pm 10\%$ standard, $\pm 5\%$.						
Category temperature range	-55 ... +100°C						
Voltage derating	Above +85°C DC and AC voltage derating is 1.25%/°C.						
Rated temperature	+85°C						
Climatic category	IEC 60068-1, 55/100/56 DIN 40040, FME -55 ... +100°C (+125°C) Average relative humidity $\leq 75\%$ RH = 95% for 30 days per year. RH = 85% for further days limited by average value per year, occasional slight condensation permitted.						
Test voltage	1.6 x U_R VDC for 2s						
Capacitance drift	Max. 2% after a 2 year storage period at a temperature of +10 ... +40°C and a relative humidity of 40...60%.						
Reliability	Operational life > 200 000 h. Failure rate < 3 FIT, T = +40°C, U = 0.5 x U_R . Failure criteria according to DIN 44122.						
Maximum pulse steepness:	dU/dt according to article table. For peak to peak voltages lower than rated voltage ($U_{pp} < U_R$), the specified dU/dt can be multiplied by the factor U_R/U_{pp} .						
Temperature coefficient	+400 (± 200) ppm/°C at 1 kHz						
Self inductance	Approximately 6 nH/cm for the total length of capacitor winding and the leads.						

p	d	std l	max l	b
5.0 ± 0.4	0.5	4 ⁺¹	20	± 0.4
7.5 ± 0.4	0.6	4 ⁺¹	20	± 0.4
10.0 ± 0.4	0.6	4 ⁺¹	30	± 0.4
15.0 ± 0.4	0.8	4 ⁺¹	30	± 0.4
22.5 ± 0.4	0.8	4 ⁺¹	30	± 0.4
27.5 ± 0.4	0.8	4 ⁺¹	30	± 0.4
37.5 ± 0.5	1.0	4 ⁺¹	30	± 0.7



Resonance frequencies
MMK 5



Resonance frequencies
MMK7.5 ... 37.5

ENVIRONMENTAL TEST DATA		
Damp heat test	Test conditions: Test criteria:	T = +40°C, RH = 93%, t = 56 days. $\Delta C/C \leq \pm 5\%$, $\Delta \tan \delta \leq 0.005$ (1kHz), IR after test 0.5 x IR min.
Endurance test	Test conditions: Test criteria:	T = +100°C, U = 1.25 x (0.8 x U_R), t = 2000 h. $\Delta C/C \leq \pm 5\%$, $\Delta \tan \delta \leq 0.005$ (1kHz) $\Delta \tan \delta \leq 0.010$ (100kHz) IR after test 0.5 x IR min.

TECHNICAL DATA

Dissipation factor $\tan\delta$

Maximum values at +23°C

$C \leq 0.1 \mu\text{F}$ $0.1 \mu\text{F} < C \leq 1.0 \mu\text{F}$ $C > 1.0 \mu\text{F}$

Series	Frequency	$C \leq 0.1 \mu\text{F}$	$0.1 \mu\text{F} < C \leq 1.0 \mu\text{F}$	$C > 1.0 \mu\text{F}$
MMK5	1 kHz	0.8%	0.8%	0.8%
	10 kHz	1.2%	1.2%	1.5%
	100 kHz	2.5%	3.0%	
MMK7.5 ... 37.5	1 kHz	0.8%	0.8%	1.0%
	10 kHz	1.5%	1.5%	
	100 kHz	3.0%		

Insulation resistance

Minimum values between terminals.

Measured at +20°C, according to IEC 60384-2.

$C \leq 0.33 \mu\text{F}$ $C > 0.33 \mu\text{F}$

Condition	$C \leq 0.33 \mu\text{F}$	$C > 0.33 \mu\text{F}$
$U_R \leq 100\text{V}$	15000 MΩ	5000 s
$U_R > 100\text{V}$	30000 MΩ	10000 s

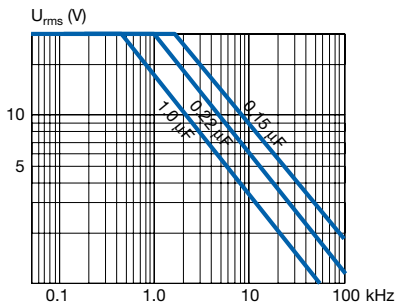
ORDERING INFORMATION

See article table and pages 10 to 14 for options and article code construction.

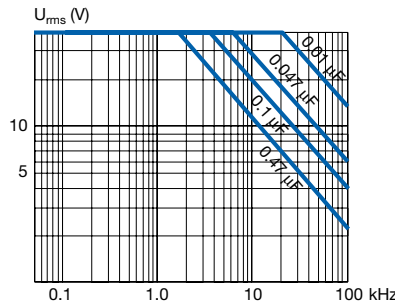
MARKING

- Capacitance
- Tolerance code
- Rated voltage
- Capacitor family code MMK
- Manufacturing date code

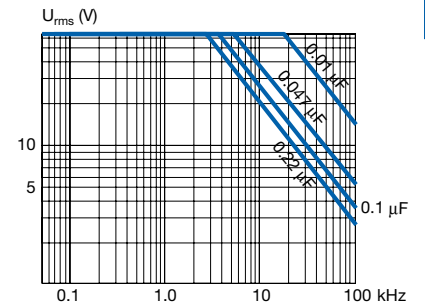
RATED AC VOLTAGE VS. FREQUENCY



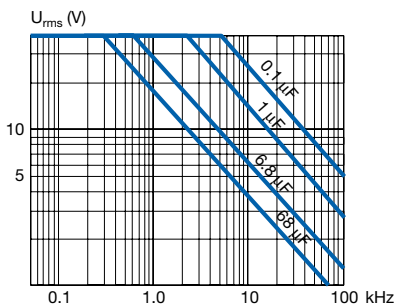
MMK5 50/30



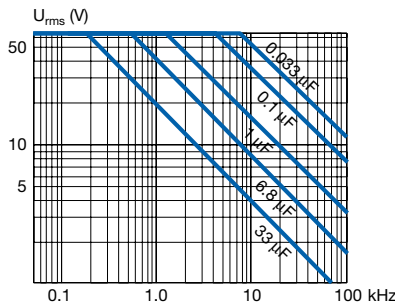
MMK5 63/40



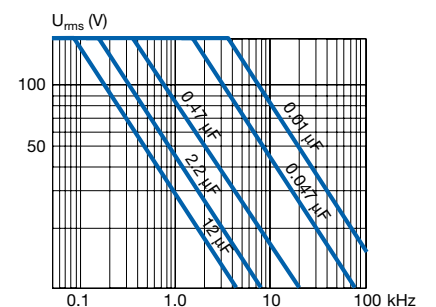
MMK5 100/63



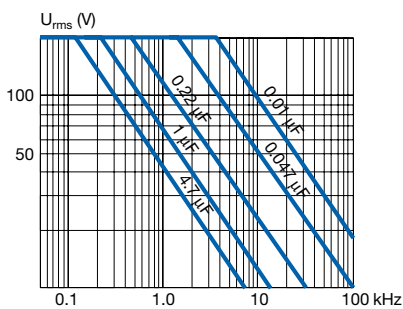
MMK7.5 ... 37.5 63/40



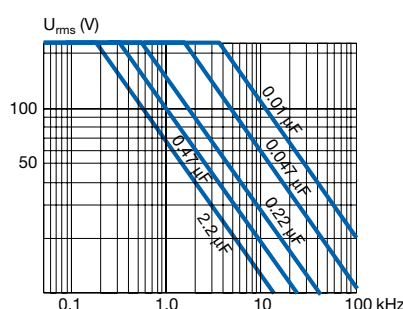
MMK7.5 ... 37.5 100/63



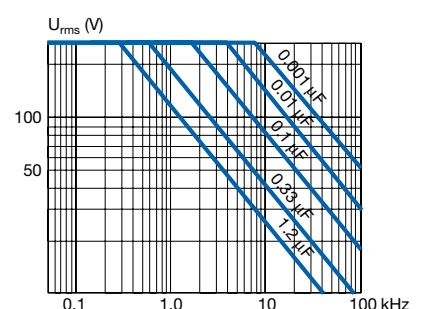
MMK7.5 ... 37.5 250/160



MMK7.5 ... 37.5 400/200



MMK7.5 ... 37.5 630/220



MMK7.5 ... 37.5 1000/250

ARTICLE TABLE

Capaci- Box Max dimen- Max
tance code sions in mm dU/dt
µF B H L V/µs Article code

Capaci- Box Max dimen- Max
tance code sions in mm dU/dt
µF B H L V/µs Article code

400 VDC/200 VAC

400 VDC/200 VAC

LEAD SPACING 10 MM

LEAD SPACING 27.5 MM

0.0018	A01	4.0	9.0	13.0	30	MMK10	182K400A01L4	BULK
0.0022	A01	4.0	9.0	13.0	30	MMK10	222K400A01L4	BULK
0.0027	A01	4.0	9.0	13.0	30	MMK10	272K400A01L4	BULK
0.0033	A01	4.0	9.0	13.0	30	MMK10	332K400A01L4	BULK
0.0039	A01	4.0	9.0	13.0	30	MMK10	392K400A01L4	BULK
0.0047	A01	4.0	9.0	13.0	30	MMK10	472K400A01L4	BULK
0.0056	A01	4.0	9.0	13.0	30	MMK10	562K400A01L4	BULK
0.0068	A01	4.0	9.0	13.0	30	MMK10	682K400A01L4	BULK
0.0078	A01	4.0	9.0	13.0	30	MMK10	782K400A01L4	BULK
0.0082	A01	4.0	9.0	13.0	30	MMK10	822K400A01L4	BULK
0.010	A01	4.0	9.0	13.0	30	MMK10	103K400A01L4	BULK
0.012	A01	4.0	9.0	13.0	30	MMK10	123K400A01L4	BULK
0.015	A01	4.0	9.0	13.0	30	MMK10	153K400A01L4	BULK
0.018	A01	4.0	9.0	13.0	30	MMK10	183K400A01L4	BULK
0.022	A01	4.0	9.0	13.0	30	MMK10	223K400A01L4	BULK
0.027	A01	4.0	9.0	13.0	30	MMK10	273K400A01L4	BULK
0.033	A01	4.0	9.0	13.0	30	MMK10	333K400A01L4	BULK
0.039	A01	4.0	9.0	13.0	30	MMK10	393K400A01L4	BULK
0.047	A01	4.0	9.0	13.0	30	MMK10	473K400A01L4	BULK
0.056	A01	4.0	9.0	13.0	30	MMK10	563K400A01L4	BULK
0.068	A01	4.0	9.0	13.0	30	MMK10	683K400A01L4	BULK
0.082	A02	4.5	10.5	13.0	30	MMK10	823K400A02L4	BULK
0.10	A03	5.0	11.0	13.0	30	MMK10	104K400A03L4	BULK
0.12	A03	5.0	11.0	13.0	30	MMK10	124K400A03L4	BULK
0.15	A04	6.0	12.0	13.0	30	MMK10	154K400A04L4	BULK

0.68	F11	10.5	20.5	31.5	8	MMK27.5	684K400F11L4	TRAY
0.82	F11	10.5	20.5	31.5	8	MMK27.5	824K400F11L4	TRAY
1.0	F11	10.5	20.5	31.5	8	MMK27.5	105K400F11L4	TRAY
1.2	F11	10.5	20.5	31.5	8	MMK27.5	125K400F11L4	TRAY
1.5	F11	10.5	20.5	31.5	8	MMK27.5	155K400F11L4	TRAY
1.8	F11	10.5	20.5	31.5	8	MMK27.5	185K400F11L4	TRAY
1.8	F17	21.0	12.5	31.5	8	MMK27.5	185K400F17L4	TRAY
2.2	F12	11.5	22.5	31.5	8	MMK27.5	225K400F12L4	TRAY
2.7	F03	13.5	23.0	31.5	8	MMK27.5	275K400F03L4	TRAY
3.3	F14	17.5	28.0	31.5	8	MMK27.5	335K400F14L4	TRAY
3.9	F14	17.5	28.0	31.5	8	MMK27.5	395K400F14L4	TRAY
3.9	F19	27.5	16.0	31.5	8	MMK27.5	395K400F19L4	TRAY
4.7	F15	19.0	29.0	31.5	8	MMK27.5	475K400F15L4	TRAY
5.6	F16	21.0	30.0	31.5	8	MMK27.5	565K400F16L4	TRAY
5.6	F18	31.0	19.0	31.5	8	MMK27.5	565K400F18L4	TRAY

LEAD SPACING 37.5 MM

1.8	R05	13.0	24.0	41.0	5	MMK37.5	185K400R05L4	TRAY
2.2	R05	13.0	24.0	41.0	5	MMK37.5	225K400R05L4	TRAY
2.7	R05	13.0	24.0	41.0	5	MMK37.5	275K400R05L4	TRAY
3.3	R05	13.0	24.0	41.0	5	MMK37.5	335K400R05L4	TRAY
3.9	R04	15.0	26.0	41.0	5	MMK37.5	395K400R04L4	TRAY
4.7	R04	15.0	26.0	41.0	5	MMK37.5	475K400R04L4	TRAY
5.6	R02	16.5	32.0	41.0	5	MMK37.5	565K400R02L4	TRAY
6.8	R03	19.0	36.0	41.0	5	MMK37.5	685K400R03L4	TRAY
8.2	R03	19.0	36.0	41.0	5	MMK37.5	825K400R03L4	TRAY
10	R06	21.0	38.0	41.0	5	MMK37.5	106K400R06L4	TRAY
12	R08	28.0	43.0	41.0	5	MMK37.5	126K400R08L4	TRAY
15	R08	28.0	43.0	41.0	5	MMK37.5	156K400R08L4	TRAY
18	R08	28.0	43.0	41.0	5	MMK37.5	186K400R08L4	TRAY

LEAD SPACING 15 MM

0.047	B04	5.5	10.5	18.0	20	MMK15	473K400B04L4	BULK
0.056	B04	5.5	10.5	18.0	20	MMK15	563K400B04L4	BULK
0.068	B04	5.5	10.5	18.0	20	MMK15	683K400B04L4	BULK
0.082	B04	5.5	10.5	18.0	20	MMK15	823K400B04L4	BULK
0.10	B04	5.5	10.5	18.0	20	MMK15	104K400B04L4	BULK
0.12	B04	5.5	10.5	18.0	20	MMK15	124K400B04L4	BULK
0.15	B04	5.5	10.5	18.0	20	MMK15	154K400B04L4	BULK
0.18	B05	5.5	12.5	18.0	20	MMK15	184K400B05L4	BULK
0.22	B05	5.5	12.5	18.0	20	MMK15	224K400B05L4	BULK
0.27	B10	6.5	12.5	18.0	20	MMK15	274K400B10L4	BULK
0.33	B06	7.5	14.5	18.0	20	MMK15	334K400B06L4	BULK
0.39	B06	7.5	14.5	18.0	20	MMK15	394K400B06L4	BULK
0.47	B11	8.5	16.0	18.0	20	MMK15	474K400B11L4	BULK
0.56	B11	8.5	16.0	18.0	20	MMK15	564K400B11L4	BULK
0.68	B14	9.5	17.5	18.0	20	MMK15	684K400B14L4	BULK

LEAD SPACING 22.5 MM

0.18	D13	6.5	14.5	26.0	10	MMK22.5	184K400D13L4	TRAY
0.22	D13	6.5	14.5	26.0	10	MMK22.5	224K400D13L4	TRAY
0.27	D13	6.5	14.5	26.0	10	MMK22.5	274K400D13L4	TRAY
0.33	D13	6.5	14.5	26.0	10	MMK22.5	334K400D13L4	TRAY
0.39	D13	6.5	14.5	26.0	10	MMK22.5	394K400D13L4	TRAY
0.47	D13	6.5	14.5	26.0	10	MMK22.5	474K400D13L4	TRAY
0.56	D17	7.0	16.5	26.0	10	MMK22.5	564K400D17L4	TRAY
0.68	D14	8.0	16.0	26.0	10	MMK22.5	684K400D14L4	TRAY
0.82	D15	9.0	18.5	26.0	10	MMK22.5	824K400D15L4	TRAY
1.0	D15	9.0	18.5	26.0	10	MMK22.5	105K400D15L4	TRAY
1.2	D18	10.5	19.0	26.0	10	MMK22.5	125K400D18L4	TRAY
1.5	D16	11.0	21.5	26.0	10	MMK22.5	155K400D16L4	TRAY
1.8	D20	13.5	23.0	26.0	10	MMK22.5	185K400D20L4	TRAY
2.2	D19	15.5	24.5	26.0	10	MMK22.5	225K400D19L4	TRAY
2.7	D19	15.5	24.5	26.0	10	MMK22.5	275K400D19L4	TRAY

630 VDC/220 VAC

LEAD SPACING 5 MM

0.0010	J01	2.5	6.5	7.2	80	MMK5	102K630J01L4	BULK
0.0012	J01	2.5	6.5	7.2	80	MMK5	122K630J01L4	BULK
0.0015	J01	2.5	6.5	7.2	80	MMK5	152K630J01L4	BULK
0.0018	J01	2.5	6.5	7.2	80	MMK5	182K630J01L4	BULK
0.0022	J01	2.5	6.5	7.2	80	MMK5	222K630J01L4	BULK
0.0027	J01	2.5	6.5	7.2	80	MMK5	272K630J01L4	BULK
0.0033	J01	2.5	6.5	7.2	80	MMK5	332K630J01L4	BULK
0.0039	J01	2.5	6.5	7.2	80	MMK5	392K630J01L4	BULK
0.0047	J02	3.5	8.0	7.2	80	MMK5	472K630J02L4	BULK
0.0056	J02	3.5	8.0	7.2	80	MMK5	562K630J02L4	BULK
0.0068	J02	3.5	8.0	7.2	80	MMK5	682K630J02L4	BULK
0.0082	J02	3.5	8.0	7.2	80	MMK5	822K630J02L4	BULK
0.010	J02	3.5	8.0	7.2	80	MMK5	103K630J02L4	BULK
0.012	J03	4.5	9.0	7.2	80	MMK5	123K630J03L4	BULK
0.015	J03	4.5	9.0	7.2	80	MMK5	153K630J03L4	BULK
0.018	J03	4.5	9.0	7.2	80	MMK5	183K630J03L4	BULK
0.022	J04	5.0	10.0	7.2	80	MMK5	223K630J04L4	BULK
0.027	J05	6.0	11.0	7.2	80	MMK5	273K630J05L4	BULK
0.033	J05	6.0	11.0	7.2	80	MMK5	333K630J05L4	BULK
0.039	J06	7.2	13.0	7.2	80	MMK5	393K630J06L4	BULK
0.047	J06	7.2	13.0	7.2	80	MMK5	473K630J06L4	BULK

ARTICLE TABLE

Capacitance µF	Box code	Max dimensions in mm			Max dU/dt V/µs	Article code	Capacitance µF	Box code	Max dimensions in mm			Max dU/dt V/µs	Article code
		B	H	L					B	H	L		
630 VDC/220 VAC													
LEAD SPACING 7.5 MM						LEAD SPACING 15 MM							
0.0010	K00	2.5	6.0	10.0	60	MMK7.5 102K630K00L4 BULK	0.15	B06	7.5	14.5	18.0	25	MMK15 154K630B06L4 BULK
0.0012	K00	2.5	6.0	10.0	60	MMK7.5 122K630K00L4 BULK	0.18	B12	8.0	15.0	18.0	25	MMK15 184K630B12L4 BULK
0.0015	K00	2.5	6.0	10.0	60	MMK7.5 152K630K00L4 BULK	0.22	B14	9.5	17.5	18.0	25	MMK15 224K630B14L4 BULK
0.0018	K00	2.5	6.0	10.0	60	MMK7.5 182K630K00L4 BULK	LEAD SPACING 22.5 MM						
0.0022	K00	2.5	6.0	10.0	60	MMK7.5 222K630K00L4 BULK	0.082	D13	6.5	14.5	26.0	12	MMK22.5 823K630D13L4 TRAY
0.0027	K00	2.5	6.0	10.0	60	MMK7.5 272K630K00L4 BULK	0.10	D13	6.5	14.5	26.0	12	MMK22.5 104K630D13L4 TRAY
0.0033	K00	2.5	6.0	10.0	60	MMK7.5 332K630K00L4 BULK	0.12	D13	6.5	14.5	26.0	12	MMK22.5 124K630D13L4 TRAY
0.0039	K00	2.5	6.0	10.0	60	MMK7.5 392K630K00L4 BULK	0.15	D13	6.5	14.5	26.0	12	MMK22.5 154K630D13L4 TRAY
0.0047	K01	4.0	8.0	10.0	60	MMK7.5 472K630K01L4 BULK	0.18	D17	7.0	16.5	26.0	12	MMK22.5 184K630D17L4 TRAY
0.0056	K01	4.0	8.0	10.0	60	MMK7.5 562K630K01L4 BULK	0.22	D17	7.0	16.5	26.0	12	MMK22.5 224K630D17L4 TRAY
0.0068	K01	4.0	8.0	10.0	60	MMK7.5 682K630K01L4 BULK	0.27	D14	8.0	16.0	26.0	12	MMK22.5 274K630D14L4 TRAY
0.0082	K01	4.0	8.0	10.0	60	MMK7.5 822K630K01L4 BULK	0.33	D15	9.0	18.5	26.0	12	MMK22.5 334K630D15L4 TRAY
0.010	K01	4.0	8.0	10.0	60	MMK7.5 103K630K01L4 BULK	0.39	D18	10.5	19.0	26.0	12	MMK22.5 394K630D18L4 TRAY
0.012	K01	4.0	8.0	10.0	60	MMK7.5 123K630K01L4 BULK	0.47	D16	11.0	21.5	26.0	12	MMK22.5 474K630D16L4 TRAY
0.015	K03	5.0	11.0	10.0	60	MMK7.5 153K630K03L4 BULK	0.56	D20	13.5	23.0	26.0	12	MMK22.5 564K630D20L4 TRAY
0.018	K03	5.0	11.0	10.0	60	MMK7.5 183K630K03L4 BULK	0.68	D20	13.5	23.0	26.0	12	MMK22.5 684K630D20L4 TRAY
0.022	K03	5.0	11.0	10.0	60	MMK7.5 223K630K03L4 BULK	0.82	D19	15.5	24.5	26.0	12	MMK22.5 824K630D19L4 TRAY
0.027	K03	5.0	11.0	10.0	60	MMK7.5 273K630K03L4 BULK	LEAD SPACING 27.5 MM						
0.033	K04	6.0	12.0	10.5	60	MMK7.5 333K630K04L4 BULK	0.33	F11	10.5	20.5	31.5	10	MMK27.5 334K630F11L4 TRAY
0.039	K04	6.0	12.0	10.5	60	MMK7.5 393K630K04L4 BULK	0.39	F11	10.5	20.5	31.5	10	MMK27.5 394K630F11L4 TRAY
LEAD SPACING 10 MM						LEAD SPACING 37.5 MM							
0.0010	A01	4.0	9.0	13.0	40	MMK10 102K630A01L4 BULK	0.82	R05	13.0	24.0	41.0	8	MMK37.5 824K630R05L4 TRAY
0.0012	A01	4.0	9.0	13.0	40	MMK10 122K630A01L4 BULK	1.0	R05	13.0	24.0	41.0	8	MMK37.5 105K630R05L4 TRAY
0.0015	A01	4.0	9.0	13.0	40	MMK10 152K630A01L4 BULK	1.2	R05	13.0	24.0	41.0	8	MMK37.5 125K630R05L4 TRAY
0.0018	A01	4.0	9.0	13.0	40	MMK10 182K630A01L4 BULK	1.5	R04	15.0	26.0	41.0	8	MMK37.5 155K630R04L4 TRAY
0.0022	A01	4.0	9.0	13.0	40	MMK10 222K630A01L4 BULK	1.8	R04	15.0	26.0	41.0	8	MMK37.5 185K630R04L4 TRAY
0.0027	A01	4.0	9.0	13.0	40	MMK10 272K630A01L4 BULK	2.2	R02	16.5	32.0	41.0	8	MMK37.5 225K630R02L4 TRAY
0.0033	A01	4.0	9.0	13.0	40	MMK10 332K630A01L4 BULK	2.7	R03	19.0	36.0	41.0	8	MMK37.5 275K630R03L4 TRAY
0.0039	A01	4.0	9.0	13.0	40	MMK10 392K630A01L4 BULK	3.3	R03	19.0	36.0	41.0	8	MMK37.5 335K630R03L4 TRAY
0.0047	A01	4.0	9.0	13.0	40	MMK10 472K630A01L4 BULK	3.9	R06	21.0	38.0	41.0	8	MMK37.5 395K630R06L4 TRAY
0.0056	A01	4.0	9.0	13.0	40	MMK10 562K630A01L4 BULK	4.7	R06	21.0	38.0	41.0	8	MMK37.5 475K630R06L4 TRAY
0.0068	A01	4.0	9.0	13.0	40	MMK10 682K630A01L4 BULK	5.6	R08	28.0	43.0	41.0	8	MMK37.5 565K630R08L4 TRAY
0.0078	A01	4.0	9.0	13.0	40	MMK10 782K630A01L4 BULK	6.8	R08	28.0	43.0	41.0	8	MMK37.5 685K630R08L4 TRAY
0.0082	A01	4.0	9.0	13.0	40	MMK10 822K630A01L4 BULK	LEAD SPACING 15 MM						
0.010	A01	4.0	9.0	13.0	40	MMK10 103K630A01L4 BULK	0.027	B04	5.5	10.5	18.0	25	MMK15 273K630B04L4 BULK
0.012	A01	4.0	9.0	13.0	40	MMK10 123K630A01L4 BULK	0.033	B04	5.5	10.5	18.0	25	MMK15 333K630B04L4 BULK
0.015	A01	4.0	9.0	13.0	40	MMK10 153K630A01L4 BULK	0.039	B04	5.5	10.5	18.0	25	MMK15 393K630B04L4 BULK
0.018	A01	4.0	9.0	13.0	40	MMK10 183K630A01L4 BULK	0.047	B04	5.5	10.5	18.0	25	MMK15 473K630B04L4 BULK
0.022	A01	4.0	9.0	13.0	40	MMK10 223K630A01L4 BULK	0.056	B04	5.5	10.5	18.0	25	MMK15 563K630B04L4 BULK
0.027	A02	4.5	10.5	13.0	40	MMK10 273K630A02L4 BULK	0.068	B05	5.5	12.5	18.0	25	MMK15 683K630B05L4 BULK
0.033	A02	4.5	10.5	13.0	40	MMK10 333K630A02L4 BULK	0.082	B10	6.5	12.5	18.0	25	MMK15 823K630B10L4 BULK
0.039	A03	5.0	11.0	13.0	40	MMK10 393K630A03L4 BULK	0.10	B10	6.5	12.5	18.0	25	MMK15 104K630B10L4 BULK
0.047	A04	6.0	12.0	13.0	40	MMK10 473K630A04L4 BULK	0.12	B06	7.5	14.5	18.0	25	MMK15 124K630B06L4 BULK
0.056	A04	6.0	12.0	13.0	40	MMK10 563K630A04L4 BULK							

NOT FOR NEW DESIGN

MMK

ARTICLE TABLE

Capacitance μ F	Box code	Max dimensions in mm			Max dU/dt V/ μ s	Article code
		B	H	L		

Capacitance μ F	Box code	Max dimensions in mm			Max dU/dt V/ μ s	Article code
		B	H	L		

1000 VDC/250 VAC

LEAD SPACING 5 MM

0.0010	J01	2.5	6.5	7.2	100	MMK5 102K1000J01L4 BULK
0.0012	J02	3.5	8.0	7.2	100	MMK5 122K1000J02L4 BULK
0.0015	J02	3.5	8.0	7.2	100	MMK5 152K1000J02L4 BULK
0.0018	J02	3.5	8.0	7.2	100	MMK5 182K1000J02L4 BULK
0.0022	J02	3.5	8.0	7.2	100	MMK5 222K1000J02L4 BULK
0.0027	J02	3.5	8.0	7.2	100	MMK5 272K1000J02L4 BULK
0.0033	J02	3.5	8.0	7.2	100	MMK5 332K1000J02L4 BULK
0.0039	J03	4.5	9.0	7.2	100	MMK5 392K1000J03L4 BULK
0.0047	J03	4.5	9.0	7.2	100	MMK5 472K1000J03L4 BULK
0.0056	J03	4.5	9.0	7.2	100	MMK5 562K1000J03L4 BULK
0.0068	J04	5.0	10.0	7.2	100	MMK5 682K1000J04L4 BULK
0.0082	J05	6.0	11.0	7.2	100	MMK5 822K1000J05L4 BULK
0.010	J05	6.0	11.0	7.2	100	MMK5 103K1000J05L4 BULK
0.012	J06	7.2	13.0	7.2	100	MMK5 123K1000J06L4 BULK
0.015	J06	7.2	13.0	7.2	100	MMK5 153K1000J06L4 BULK

LEAD SPACING 7.5 MM

0.0010	K00	2.5	6.0	10.0	80	MMK7.5 102K1000K00L4 BULK
0.0012	K00	2.5	6.0	10.0	80	MMK7.5 122K1000K00L4 BULK
0.0015	K00	2.5	6.0	10.0	80	MMK7.5 152K1000K00L4 BULK
0.0015	K01	4.0	8.0	10.0	80	MMK7.5 152K1000K01L4 BULK
0.0018	K01	4.0	8.0	10.0	80	MMK7.5 182K1000K01L4 BULK
0.0022	K01	4.0	8.0	10.0	80	MMK7.5 222K1000K01L4 BULK
0.0027	K01	4.0	8.0	10.0	80	MMK7.5 272K1000K01L4 BULK
0.0033	K01	4.0	8.0	10.0	80	MMK7.5 332K1000K01L4 BULK
0.0039	K01	4.0	8.0	10.0	80	MMK7.5 392K1000K01L4 BULK
0.0047	K01	4.0	8.0	10.0	80	MMK7.5 472K1000K01L4 BULK
0.0056	K01	4.0	8.0	10.0	80	MMK7.5 562K1000K01L4 BULK
0.0068	K03	5.0	11.0	10.0	80	MMK7.5 682K1000K03L4 BULK
0.0082	K03	5.0	11.0	10.0	80	MMK7.5 822K1000K03L4 BULK
0.010	K03	5.0	11.0	10.0	80	MMK7.5 103K1000K03L4 BULK
0.012	K03	5.0	11.0	10.0	80	MMK7.5 123K1000K03L4 BULK
0.015	K04	6.0	12.0	10.5	80	MMK7.5 153K1000K04L4 BULK
0.018	K04	6.0	12.0	10.5	80	MMK7.5 183K1000K04L4 BULK

LEAD SPACING 10 MM

0.0010	A01	4.0	9.0	13.0	60	MMK10 102K1000A01L4 BULK
0.0012	A01	4.0	9.0	13.0	60	MMK10 122K1000A01L4 BULK
0.0015	A01	4.0	9.0	13.0	60	MMK10 152K1000A01L4 BULK
0.0018	A01	4.0	9.0	13.0	60	MMK10 182K1000A01L4 BULK
0.0022	A01	4.0	9.0	13.0	60	MMK10 222K1000A01L4 BULK
0.0027	A01	4.0	9.0	13.0	60	MMK10 272K1000A01L4 BULK
0.0033	A01	4.0	9.0	13.0	60	MMK10 332K1000A01L4 BULK
0.0039	A01	4.0	9.0	13.0	60	MMK10 392K1000A01L4 BULK
0.0047	A01	4.0	9.0	13.0	60	MMK10 472K1000A01L4 BULK
0.0056	A01	4.0	9.0	13.0	60	MMK10 562K1000A01L4 BULK
0.0068	A01	4.0	9.0	13.0	60	MMK10 682K1000A01L4 BULK
0.0082	A01	4.0	9.0	13.0	60	MMK10 822K1000A01L4 BULK
0.010	A02	4.5	10.5	13.0	60	MMK10 103K1000A02L4 BULK
0.012	A02	4.5	10.5	13.0	60	MMK10 123K1000A02L4 BULK
0.015	A03	5.0	11.0	13.0	60	MMK10 153K1000A03L4 BULK
0.018	A04	6.0	12.0	13.0	60	MMK10 183K1000A04L4 BULK
0.022	A04	6.0	12.0	13.0	60	MMK10 223K1000A04L4 BULK

LEAD SPACING 15 MM

0.0082	B04	5.5	10.5	18.0	30	MMK15 822K1000B04L4 BULK
0.010	B04	5.5	10.5	18.0	30	MMK15 103K1000B04L4 BULK
0.012	B04	5.5	10.5	18.0	30	MMK15 123K1000B04L4 BULK
0.015	B04	5.5	10.5	18.0	30	MMK15 153K1000B04L4 BULK

1000 VDC/250 VAC

LEAD SPACING 15 MM

0.018	B04	5.5	10.5	18.0	30	MMK15 183K1000B04L4 BULK
0.022	B04	5.5	10.5	18.0	30	MMK15 223K1000B04L4 BULK
0.027	B05	5.5	12.5	18.0	30	MMK15 273K1000B05L4 BULK
0.033	B10	6.5	12.5	18.0	30	MMK15 333K1000B10L4 BULK
0.039	B10	6.5	12.5	18.0	30	MMK15 393K1000B10L4 BULK
0.047	B06	7.5	14.5	18.0	30	MMK15 473K1000B06L4 BULK
0.056	B06	7.5	14.5	18.0	30	MMK15 563K1000B06L4 BULK
0.068	B11	8.5	16.0	18.0	30	MMK15 683K1000B11L4 BULK
0.082	B14	9.5	17.5	18.0	30	MMK15 823K1000B14L4 BULK
0.10	B14	9.5	17.5	18.0	30	MMK15 104K1000B14L4 BULK

LEAD SPACING 22.5 MM

0.033	D13	6.5	14.5	26.0	15	MMK22.5 333K1000D13L4 TRAY
0.039	D13	6.5	14.5	26.0	15	MMK22.5 393K1000D13L4 TRAY
0.047	D13	6.5	14.5	26.0	15	MMK22.5 473K1000D13L4 TRAY
0.056	D13	6.5	14.5	26.0	15	MMK22.5 563K1000D13L4 TRAY
0.068	D13	6.5	14.5	26.0	15	MMK22.5 683K1000D13L4 TRAY
0.082	D13	6.5	14.5	26.0	15	MMK22.5 823K1000D13L4 TRAY
0.10	D13	6.5	14.5	26.0	15	MMK22.5 104K1000D13L4 TRAY
0.12	D17	7.0	16.5	26.0	15	MMK22.5 124K1000D17L4 TRAY
0.15	D17	7.0	16.5	26.0	15	MMK22.5 154K1000D17L4 TRAY
0.18	D14	8.0	16.0	26.0	15	MMK22.5 184K1000D14L4 TRAY
0.22	D15	9.0	18.5	26.0	15	MMK22.5 224K1000D15L4 TRAY
0.27	D18	10.5	19.0	26.0	15	MMK22.5 274K1000D18L4 TRAY
0.33	D16	11.0	21.5	26.0	15	MMK22.5 334K1000D16L4 TRAY
0.39	D20	13.5	23.0	26.0	15	MMK22.5 394K1000D20L4 TRAY
0.47	D20	13.5	23.0	26.0	15	MMK22.5 474K1000D20L4 TRAY
0.56	D19	15.5	24.5	26.0	15	MMK22.5 564K1000D19L4 TRAY

LEAD SPACING 27.5 MM

0.33	F11	10.5	20.5	31.5	12	MMK27.5 334K1000F11L4 TRAY
0.39	F11	10.5	20.5	31.5	12	MMK27.5 394K1000F11L4 TRAY
0.39	F17	21.0	12.5	31.5	12	MMK27.5 394K1000F17L4 TRAY
0.47	F12	11.5	22.5	31.5	12	MMK27.5 474K1000F12L4 TRAY
0.56	F03	13.5	23.0	31.5	12	MMK27.5 564K1000F03L4 TRAY
0.68	F13	14.5	24.5	31.5	12	MMK27.5 684K1000F13L4 TRAY
0.82	F14	17.5	28.0	31.5	12	MMK27.5 824K1000F14L4 TRAY
0.82	F19	27.5	16.0	31.5	12	MMK27.5 824K1000F19L4 TRAY
1.0	F14	17.5	28.0	31.5	12	MMK27.5 105K1000F14L4 TRAY
1.2	F15	19.0	29.0	31.5	12	MMK27.5 125K1000F15L4 TRAY
1.2	F18	31.0	19.0	31.5	12	MMK27.5 125K1000F18L4 TRAY
1.5	F16	21.0	30.0	31.5	12	MMK27.5 155K1000F16L4 TRAY

LEAD SPACING 37.5 MM

0.68	R05	13.0	24.0	41.0	10	MMK37.5 684K1000R05L4 TRAY
0.82	R05	13.0	24.0	41.0	10	MMK37.5 824K1000R05L4 TRAY
1.0	R04	15.0	26.0	41.0	10	MMK37.5 105K1000R04L4 TRAY
1.2	R04	15.0	26.0	41.0	10	MMK37.5 125K1000R04L4 TRAY
1.5	R02	16.5	32.0	41.0	10	MMK37.5 155K1000R02L4 TRAY
1.8	R02	16.5	32.0	41.0	10	MMK37.5 185K1000R02L4 TRAY
2.2	R03	19.0	36.0	41.0	10	MMK37.5 225K1000R03L4 TRAY
2.7	R06	21.0	38.0	41.0	10	MMK37.5 275K1000R06L4 TRAY
3.3	R08	28.0	43.0	41.0	10	MMK37.5 335K1000R08L4 TRAY
3.9	R08	28.0	43.0	41.0	10	MMK37.5 395K1000R08L4 TRAY
4.7	R08	28.0	43.0	41.0	10	MMK37.5 475K1000R08L4 TRAY

NOT FOR NEW DESIGN

KEMET Corporation World Headquarters

2835 KEMET Way
Simpsonville, SC 29681

Mailing Address:
P.O. Box 5928
Greenville, SC 29606

www.kemet.com
Tel: 864-963-6300
Fax: 864-963-6521

Corporate Offices

Fort Lauderdale, FL
Tel: 954-766-2800

North America

Southeast

Lake Mary, FL
Tel: 407-855-8886

Northeast

Wilmington, MA
Tel: 978-658-1663

West Chester, PA
Tel: 610-692-4642

Central

Schaumburg, IL
Tel: 847-882-3590

Carmel, IN
Tel: 317-706-6742

West

Milpitas, CA
Tel: 408-433-9950

Mexico

Zapopan, Jalisco
Tel: 52-33-3123-2141

Europe

Southern Europe

Geneva, Switzerland
Tel: 41-22-715-0100

Paris, France
Tel: 33-1-4646-1009

Sasso Marconi, Italy
Tel: 39-051-939111

Milan, Italy
Tel: 39-02-57518176

Rome, Italy
Tel: 39-06-23231718

Madrid, Spain
Tel: 34-91-804-4303

Central Europe

Landsberg, Germany
Tel: 49-8191-3350800

Dortmund, Germany
Tel: 49-2307-3619672

Kwidzyn, Poland
Tel: 48-55-279-7025

Northern Europe

Bishop's Stortford, United Kingdom
Tel: 44-1279-757201

Weymouth, United Kingdom
Tel: 44-1305-830747

Coatbridge, Scotland
Tel: 44-1236-434455

Färjestaden, Sweden
Tel: 46-485-563934

Espoo, Finland
Tel: 358-9-5406-5000

Asia

Northeast Asia

Hong Kong
Tel: 852-2305-1168

Shenzhen, China
Tel: 86-755-2518-1306

Beijing, China
Tel: 86-10-5829-1711

Shanghai, China
Tel: 86-21-6447-0707

Taipei, Taiwan
Tel: 886-2-27528585

Southeast Asia

Singapore
Tel: 65-6586-1900

Penang, Malaysia
Tel: 60-4-6430200

Bangalore, India
Tel: 91-806-53-76817

Note: KEMET reserves the right to modify minor details of internal and external construction at any time in the interest of product improvement. KEMET does not assume any responsibility for infringement that might result from the use of KEMET Capacitors in potential circuit designs. KEMET is a registered trademark of KEMET Electronics Corporation.

Other KEMET Resources

Tools	
Resource	Location
Configure A Part: CapEdge	http://capacitoredge.kemet.com
SPICE & FIT Software	http://www.kemet.com/spice
Search Our FAQs: KnowledgeEdge	http://www.kemet.com/keask

Product Information	
Resource	Location
Products	http://www.kemet.com/products
Technical Resources (Including Soldering Techniques)	http://www.kemet.com/technicalpapers
RoHS Statement	http://www.kemet.com/rohs
Quality Documents	http://www.kemet.com/qualitydocuments

Product Request	
Resource	Location
Sample Request	http://www.kemet.com/sample
Engineering Kit Request	http://www.kemet.com/kits

Contact	
Resource	Location
Website	www.kemet.com
Contact Us	http://www.kemet.com/contact
Investor Relations	http://www.kemet.com/ir
Call Us	1-877-MyKEMET
Twitter	http://twitter.com/kemetcapacitors

Disclaimer

All product specifications, statements, information and data (collectively, the "Information") are subject to change without notice.

All Information given herein is believed to be accurate and reliable, but is presented without guarantee, warranty, or responsibility of any kind, expressed or implied.

Statements of suitability for certain applications are based on our knowledge of typical operating conditions for such applications, but are not intended to constitute – and we specifically disclaim – any warranty concerning suitability for a specific customer application or use. This Information is intended for use only by customers who have the requisite experience and capability to determine the correct products for their application. Any technical advice inferred from this Information or otherwise provided by us with reference to the use of our products is given gratis, and we assume no obligation or liability for the advice given or results obtained.

Although we design and manufacture our products to the most stringent quality and safety standards, given the current state of the art, isolated component failures may still occur. Accordingly, customer applications which require a high degree of reliability or safety should employ suitable designs or other safeguards (such as installation of protective circuitry or redundancies) in order to ensure that the failure of an electrical component does not result in a risk of personal injury or property damage.

Although all product-related warnings, cautions and notes must be observed, the customer should not assume that all safety measures are indicated or that other measures may not be required.

单击下面可查看定价，库存，交付和生命周期等信息

[>>KEMET\(基美\)](#)