

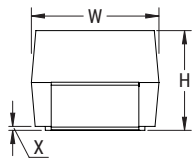
Sample Kit Contents

KEMET Part Number	Case Code/ Case Size	Rated Cap	Rated Voltage	DC Leakage	DF	ESR	Quantity
	KEMET/EIA	µF	VDC	µAmps +25°C Maximum/5 Minutes	% at +25°C 120 Hz Maximum	mΩ at 25°C 100 kHz Maximum	
T498C476K016ATE800	C/6032-28	47	16	7.5	4.5	800	10
T498X476K035ATE500	X/7343-43	47	35	16.5	6.0	500	10
T499A225K016ATE6K0	A/3216-18	2.2	16	0.5	6.0	5,000	10
T499D476K016ATE800	D/7343-31	47	16	7.5	6.0	800	10
T499D106K035ATE1K0	D/7343-31	10	35	3.5	6.0	1,000	10
T499D335K050ATE2K0	D/7343-31	3.3	50	1.7	6.0	2,000	10
T500X227K010BG6110	X/7343-43	220	10	22.0	10.0	250	5
T500X107K016BG6110	X/7343-43	100	16	16.0	8.0	250	5
T500X336K035BG6110	X/7343-43	33	35	11.6	8.0	600	5
	KEMET/EIA	µF	VDC	µAmps +25°C Maximum/5 Minutes	% at +25°C 120 Hz Maximum	Ω at 25°C 100 kHz Maximum	
T502B106K016AG6110	B/3528-21	10	16	1.6	6.0	2.8	5
T502D106K025AG6110	D/7343-31	10	25	2.5	6.0	1.8	5
T502D685K035AG6110	D/7343-31	6.8	35	2.4	6.0	1.8	5

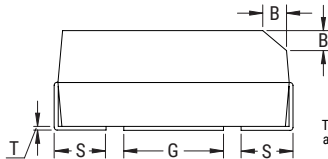
Dimensions – Millimeters (Inches)

Metric will govern

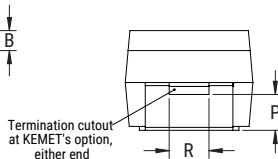
CATHODE (-) END VIEW



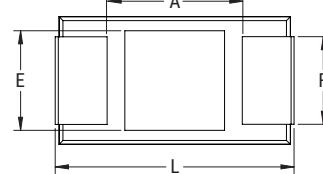
SIDE VIEW



ANODE (+) END VIEW



BOTTOM VIEW



Case Size		Component												
KEMET	EIA	L*	W*	H*	F* ±0.1 ±(0.004)	S* ±0.3 ±(0.012)	B* ±0.15 (Ref) ±0.006	X (Ref)	P (Ref)	R (Ref)	T (Ref)	A (Min)	G (Ref)	E (Ref)
A	3216-18	3.2 ±0.2 (0.126 ±0.008)	1.6 ±0.2 (0.063 ±0.008)	1.6 ±0.2 (0.063 ±0.008)	1.2 (0.047)	0.8 (0.031)	0.4 (0.016)	0.10 ±0.10 (0.004 ±0.004)	0.4 (0.016)	0.4 (0.016)	0.13 (0.005)	0.8 (0.31)	1.1 (0.043)	1.3 (0.051)
B	3528-21	3.5 ±0.2 (0.138 ±0.008)	2.8 ±0.2 (0.110 ±0.008)	1.9 ±0.2 (0.075 ±0.008)	2.2 (0.087)	0.8 (0.031)	0.4 (0.016)	0.10 ±0.10 (0.004 ±0.004)	0.5 (0.020)	1.0 (0.039)	0.13 (0.005)	1.1 (0.043)	1.8 (0.071)	2.2 (0.087)
C	6032-28	6.0 ±0.3 (0.236 ±0.03)	3.2 ±0.3 (0.126 ±0.012)	2.5 ±0.3 (0.098 ±0.012)	2.2 (0.087)	1.3 (0.051)	0.5 (0.020)	0.10 ±0.10 (0.004 ±0.004)	0.9 (0.035)	1.0 (0.039)	0.13 (0.005)	2.5 (0.098)	2.8 (0.110)	2.4 (0.094)
D	7343-31	7.3 ±0.3 (0.287 ±0.012)	4.3 ±0.3 (0.169 ±0.012)	2.8 ±0.3 (0.110 ±0.012)	2.4 (0.094)	1.3 (0.051)	0.5 (0.020)	0.10 ±0.10 (0.004 ±0.004)	0.9 (0.035)	1.0 (0.039)	0.13 (0.005)	3.8 (0.150)	3.5 (0.138)	3.5 (0.138)
X	7343-43	7.3 ±0.3 (0.287 ±0.012)	4.3 ±0.3 (0.169 ±0.012)	4.0 ±0.3 (0.157 ±0.012)	2.4 (0.094)	1.3 (0.051)	0.5 (0.020)	0.10 ±0.10 (0.004 ±0.004)	1.7 (0.067)	1.0 (0.039)	0.13 (0.005)	3.8 (0.150)	3.5 (0.138)	3.5 (0.138)

Notes: (Ref) – Dimensions provided for reference only.

* MIL-PRF-55365/8 specified dimensions

Moisture Sensitivity Notice

These KEMET devices are Moisture Sensitivity Level 3 (MSL3) rated per J-STD-020D. Mass production quantities are packaged in moisture resistant packaging and must be handled per J-STD-020D MSL3 requirements.

单击下面可查看定价，库存，交付和生命周期等信息

[>>KEMET\(基美\)](#)