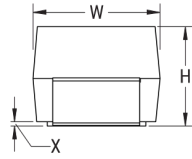


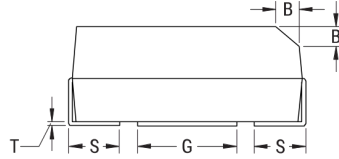
## T493B686M004CT6120

T493 HRA, Tantalum, MnO<sub>2</sub> Tantalum, HRA, 68 uF, 20%, 4 VDC, SMD, MnO<sub>2</sub>, Molded, High Reliability, C (0.01%/1000 Hrs), 2 Ohms, 3528, Height Max = 2.1mm

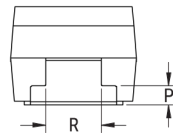
CATHODE (-) END VIEW



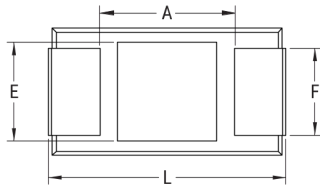
SIDE VIEW



ANODE (+) END VIEW



BOTTOM VIEW



Click [here](#) for the 3D model.

### Dimensions

|           |                 |
|-----------|-----------------|
| Footprint | 3528            |
| L         | 3.5mm +/-0.2mm  |
| W         | 2.8mm +/-0.2mm  |
| H         | 1.9mm +/-0.2mm  |
| T         | 0.13mm REF      |
| S         | 0.8mm +/-0.3mm  |
| F         | 2.2mm +/-0.1mm  |
| A         | 1.9mm MIN       |
| B         | 0.4mm +/-0.15mm |
| E         | 2.2mm REF       |
| G         | 1.8mm REF       |
| P         | 0.35mm MIN      |
| R         | 1mm REF         |
| X         | 0.1mm +/-0.1mm  |

### Packaging Specifications

|                    |            |
|--------------------|------------|
| Packaging          | T&R, 178mm |
| Packaging Quantity | 2000       |

### General Information

|                  |   |
|------------------|---|
| Series           | T493 HRA  |
| Dielectric       | MnO <sub>2</sub> Tantalum   |
| Style            | SMD Chip  |
| Description      | SMD, MnO <sub>2</sub> , Molded, High Reliability  |
| Features         | High Reliability  |
| RoHS             | Yes   |
| Termination      | Tin   |
| AEC-Q200         | No  |
| Component Weight | 102.3 mg  |
| Notes            | P and R dimensions represents the minimum solderable area of the termination surface entirely below cutout (if one is present). |

### Specifications

|                         |                              |
|-------------------------|------------------------------|
| Capacitance             | 68 uF                        |
| Capacitance Tolerance   | 20%                          |
| Voltage DC              | 4 VDC (85C), 2.68 VDC (125C) |
| Temperature Range       | -55/+125°C                   |
| Rated Temperature       | 85°C                         |
| Dissipation Factor      | 6% 120Hz 25C                 |
| Failure Rate            | C (0.01%/1000 Hrs)           |
| Resistance              | 2 Ohms (100kHz 25C)          |
| Leakage Current         | 2.7 uA (5min 25°C)           |
| Testing and Reliability | Standard Testing Only        |

Statements of suitability for certain applications are based on our knowledge of typical operating conditions for such applications, but are not intended to constitute - and we specifically disclaim - any warranty concerning suitability for a specific customer application or use. This information is intended for use only by customers who have the requisite experience and capability to determine the correct products for their application. Any technical advice inferred from this information or otherwise provided by us with reference to the use of our products is given gratis, and we assume no obligation or liability for the advice given or results obtained.

单击下面可查看定价，库存，交付和生命周期等信息

[>>KEMET\(基美\)](#)