

Overview

AW Three-Phase and Neutral Filters provide a cost-effective level of suppression within compact enclosures. The filter housing's small footprint and low profile ensures ease of installation within manufacturers' original equipment. Benefits include current ratings from 3 A to 20 A, solid high-frequency attenuation, and screw and faston termination styles.

Applications

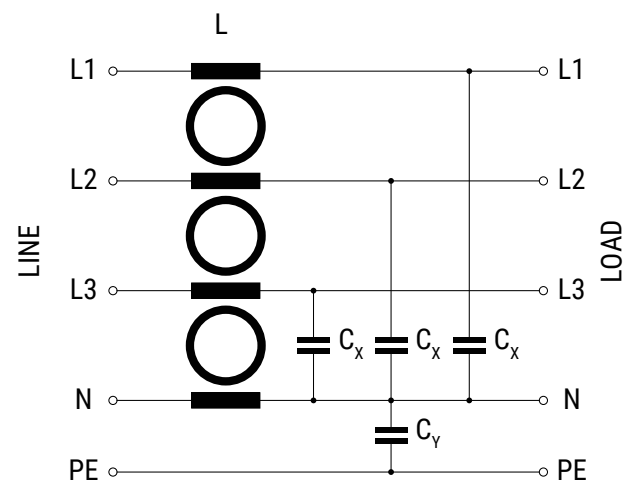
The AW is designed to suit a wide variety of general purpose power applications, equipment cabinets, and industrial control systems.



Technical Specifications

Item	Parameters/Characteristics
Rated Voltage	440 VAC
Rated Frequency	50 – 60 Hz
Rated Current	3 – 10 A
Rated Temperature	-25°C to +85°C
Climate Category	25/085/21
Voltage Test	P → P 1,700 VDC P → E 3,000 VDC

Typical Electrical Schematic



Technical Specifications cont.

Part Number	I_R (A)	L (mH)	C_x (μ F)	C_y (nF)	I_L (μ A) ¹
FLLD3003AAW03	3	4 x 0.25	0.1	22	83
FLLD3003AAW04	3	4 x 0.45	0.1	4.7	18
FLLD3006AAW04	6	4 x 0.45	0.1	4.7	18
FLLD3006AAW03	6	4 x 0.45	0.1	22	83
FLLD3010AAW01	10	4 x 1.5	0.1	22	83
FLLD3010AAW02	10	4 x 0.2	0.1	4.7	18

¹ The calculation is according to IEC 60939. During fail conditions, the current may be higher.

Approvals

The FLLD3 – AW is designed according to IEC/EN/UL 60939 and UL1283.

Standard	Certification Body	File Number
UL 1283, 5th Edition	UL	E192374

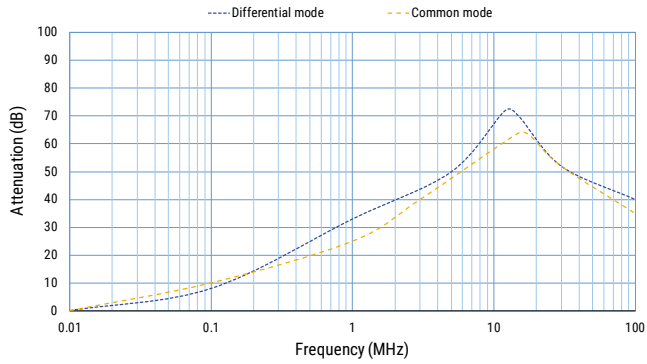
Environmental Compliance

KEMET EMI filters are RoHS Compliant.

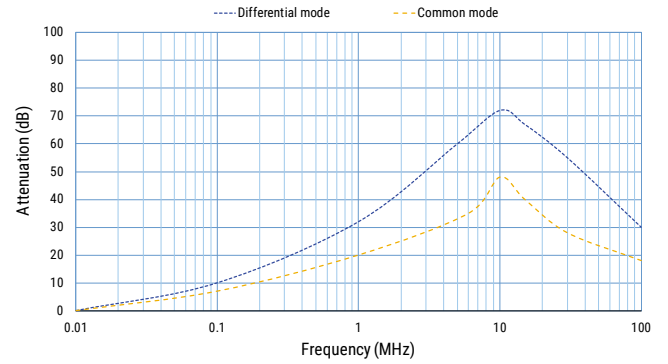


Typical Insertion Loss

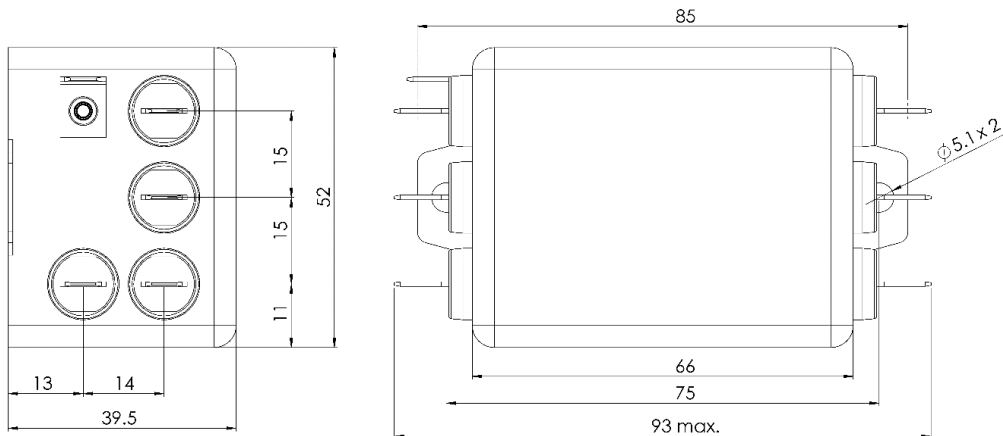
3 and 6 A



10 A



Mechanical Dimensions – Millimeters



- Metallic case
- Sealed with self-extinguishing resin
- Fast-on connection 6.3 x 0.8 mm

Tolerances, if not stated, are according to ISO 2768-c.

KEMET Electronics Corporation Sales Offices

For a complete list of our global sales offices, please visit www.kemet.com/sales.

Disclaimer

All product specifications, statements, information and data (collectively, the "Information") in this datasheet are subject to change. The customer is responsible for checking and verifying the extent to which the Information contained in this publication is applicable to an order at the time the order is placed. All Information given herein is believed to be accurate and reliable, but it is presented without guarantee, warranty, or responsibility of any kind, expressed or implied.

Statements of suitability for certain applications are based on KEMET Electronics Corporation's ("KEMET") knowledge of typical operating conditions for such applications, but are not intended to constitute – and KEMET specifically disclaims – any warranty concerning suitability for a specific customer application or use. The Information is intended for use only by customers who have the requisite experience and capability to determine the correct products for their application. Any technical advice inferred from this Information or otherwise provided by KEMET with reference to the use of KEMET's products is given gratis, and KEMET assumes no obligation or liability for the advice given or results obtained.

Although KEMET designs and manufactures its products to the most stringent quality and safety standards, given the current state of the art, isolated component failures may still occur. Accordingly, customer applications which require a high degree of reliability or safety should employ suitable designs or other safeguards (such as installation of protective circuitry or redundancies) in order to ensure that the failure of an electrical component does not result in a risk of personal injury or property damage.

Although all product-related warnings, cautions and notes must be observed, the customer should not assume that all safety measures are indicated or that other measures may not be required.

KEMET is a registered trademark of KEMET Electronics Corporation.

单击下面可查看定价，库存，交付和生命周期等信息

[>>KEMET\(基美\)](#)