

High Humidity & Temperature T591, T597, T598 & T599 AEC-Q200 Compliant

Sample Kit Contents

KEMET Part Number	Case Code/ Case Size	Rated Capacitance	Rated Voltage	DC Leakage	DF	ESR	Quantity
	KEMET/EIA	μF	VDC	$\mu\text{Amps} +25^\circ\text{C}$ Maximum/5 Minutes	% at +25°C 120 Hz Maximum	m Ω at 25°C 100 kHz Maximum	
T591V227M2R5ATE009	V/7343-20	220	2.5	55	10	9	10
T598D477M2R5ATE009	D/7343-31	470	2.5	117.5	10	9	10
T598D337M006ATE025	D/7343-31	330	6.3	208	10	25	10
T599D157M006ATE025	D/7343-31	150	6.3	94.5	10	25	10
T598B476M010ATE070	B/3528-21	47	10	47	8	70	10
T598D107M016ATE050	D/7343-31	100	16	160	10	50	10
T598B475M035ATE200	B/3528-21	4.7	35	16.5	8	200	10
T598D336M035ATE065	D/7343-31	33	35	115.5	10	65	10
T599X336M035ATE065	X/7343-43	33	35	115.5	10	65	10
T598D106M050ATE090	D/7343-31	10	50	50	10	90	10
T597S336M006APE200	S/3216-12	33	6.3	62.4	10	200	10
T597S476M006APE200	S/3216-12	47	6.3	88.8	10	200	10

Moisture Sensitivity Notice

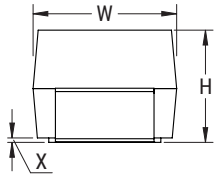
These KEMET devices are Moisture Sensitivity Level 3 (MSL3) rated per J-STD-020D. Mass production quantities are packaged in moisture resistant packaging and must be handled per J-STD-020D MSL3 requirements.

Dimensions – Millimeters (Inches)

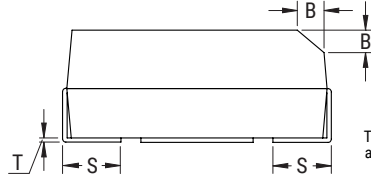
Metric will govern

T591 / T598 / T599

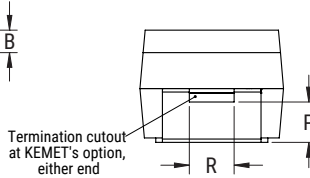
CATHODE (-) END VIEW



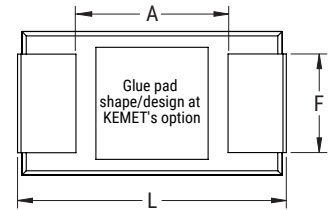
SIDE VIEW



ANODE (+) END VIEW



BOTTOM VIEW



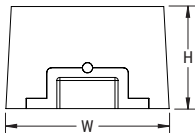
Case Size		Component Dimensions											Typical Weight
KEMET	EIA	L	W	H	F ±0.1 ±(0.004)	S ±0.3 ±(0.012)	B ±0.15 (Ref) ±0.006	X (Ref)	P (Ref)	R (Ref)	T (Ref)	A (Minimum)	(mg)
B	3528-21	3.5 ±0.2 (0.138 ±0.008)	2.8 ±0.2 (0.110 ±0.008)	1.9 ±0.2 (0.075 ±0.008)	2.2 (0.087)	0.8 (0.031)	0.4 (0.016)	0.10 ±0.10 (0.004 ±0.004)	0.5 (0.020)	1.0 (0.039)	0.13 (0.005)	1.1 (0.043)	95
D	7343-31	7.3 ±0.3 (0.287 ±0.012)	4.3 ±0.3 (0.169 ±0.012)	2.8 ±0.3 (0.110 ±0.012)	2.4 (0.094)	1.3 (0.051)	0.5 (0.020)	0.10 ±0.10 (0.004 ±0.004)	0.9 (0.035)	1.0 (0.039)	0.13 (0.005)	3.8 (0.150)	435
V	7343-20	7.3 ±0.3 (0.287 ±0.012)	4.3 ±0.3 (0.169 ±0.012)	1.9 ±0.1 (0.075 ±0.004)	2.4 (0.094)	1.3 (0.051)	N/A	0.05 (0.002)	N/A	N/A	0.13 (0.005)	3.8 (0.150)	274
X	7343-43	7.3 ±0.3 (0.287 ±0.012)	4.3 ±0.3 (0.169 ±0.012)	4.0 ±0.3 (0.157 ±0.012)	2.4 (0.094)	1.3 (0.051)	0.5 (0.020)	0.10 ±0.10 (0.004 ±0.004)	1.7 (0.067)	1.0 (0.039)	0.13 (0.005)	3.8 (0.150)	554

Notes: Reference (Ref) – Dimensions provided for reference only. For low profile cases, no dimensions are provided for B, P, or R, because these cases do not have a bevel or a notch.

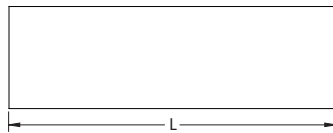
These weights are provided as reference. If exact weights are needed, please contact your KEMET sales representative.

T597

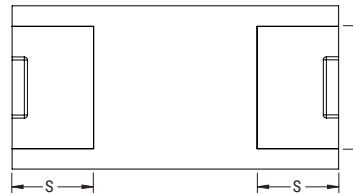
END VIEW



SIDE VIEW



BOTTOM VIEW



Case Size		Component Dimensions					Weight
KEMET	EIA	L	W	H	F ±0.1 (±0.004)	S ±0.2 (±0.008)	(mg)
P	2012-10	2.0 ±0.2 (0.079 ±0.008)	1.2 ±0.2 (0.047 ±0.008)	0.9 ±0.1 (0.035 ±0.004)	0.9 (0.035)	0.55 (0.022)	11.3
S	3216-12	3.2 ±0.2 (0.126 ±0.008)	1.6 ±0.2 (0.063 ±0.008)	1.1 ±0.1 (0.043 ±0.004)	1.2 (0.047)	0.8 (0.031)	26.2

单击下面可查看定价，库存，交付和生命周期等信息

[>>KEMET\(基美\)](#)