

MCI High Current Automotive METCOM Powder Inductor Engineering Kit

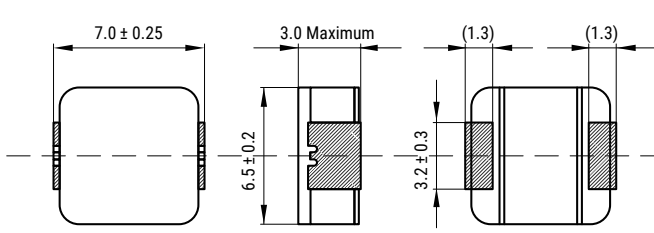
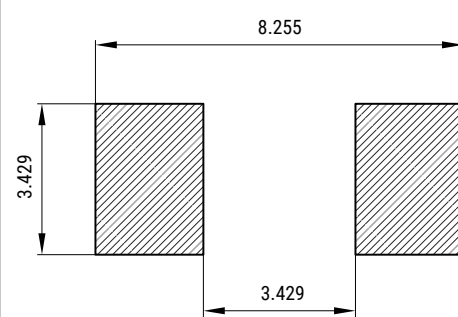
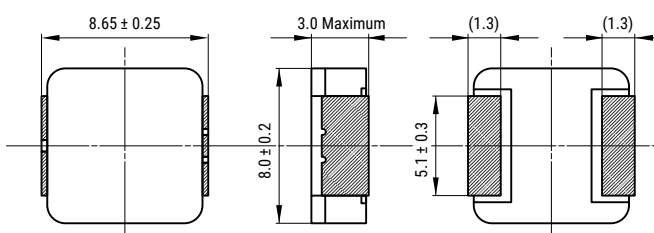
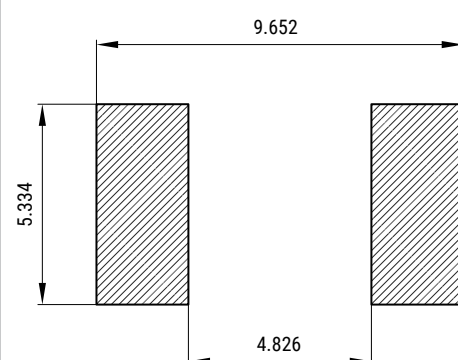
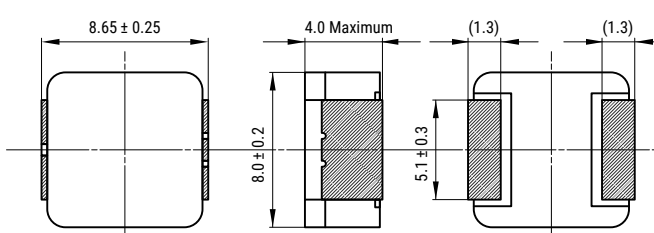
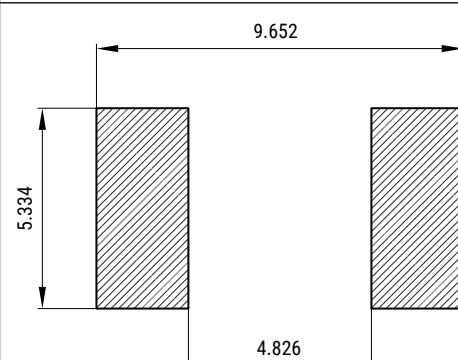
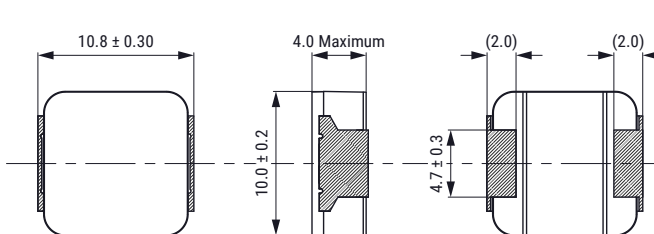
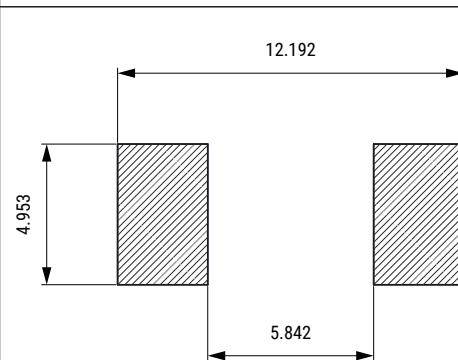
Sample Kit Contents

KEMET Part Number	Inductance (μH) at 100 kHz, 1 mA	Inductance Tolerance	Rated Current (A) I_{rms} (Reference)	DC Resistance ($\text{m}\Omega$) Typical	Thickness (mm) Maximum	Temperature	Quantity
MPXV1D0520LR22	0.22	20%	15.0	5.00	2.0	-55/+155°C	2
MPXV1D0520LR47	0.47	20%	12.0	7.80	2.0	-55/+155°C	2
MPXV1D0520LR10	1.00	20%	7.6	18.90	2.0	-55/+155°C	2
MPXV1D0530LR22	0.22	20%	18.4	3.90	3.0	-55/+155°C	2
MPXV1D0530LR47	0.47	20%	13.8	6.90	3.0	-55/+155°C	2
MPXV1D0530LR10	1.00	20%	10.7	11.50	3.0	-55/+155°C	2
MPXV1D0618LR10	0.10	20%	18.9	2.80	1.8	-55/+155°C	2
MPXV1D0618LR22	0.22	20%	13.7	5.30	1.8	-55/+155°C	2
MPXV1D0618LR47	0.47	20%	10.7	8.50	1.8	-55/+155°C	2
MPXV1D0618LR10	1.00	20%	7.1	19.30	1.8	-55/+155°C	2
MPXV1D0624LR10	0.10	20%	26.6	1.80	2.4	-55/+155°C	2
MPXV1D0624LR22	0.22	20%	19.4	3.30	2.4	-55/+155°C	2
MPXV1D0624LR47	0.47	20%	15.4	5.20	2.4	-55/+155°C	2
MPXV1D0624LR10	1.00	20%	10.8	10.50	2.4	-55/+155°C	2
MPXV1D0630LR10	0.10	20%	31.1	1.50	3.0	-55/+155°C	2
MPXV1D0630LR22	0.22	20%	23.3	2.60	3.0	-55/+155°C	2
MPXV1D0630LR47	0.47	20%	18.7	4.00	3.0	-55/+155°C	2
MPXV1D0630LR10	1.00	20%	13.1	8.20	3.0	-55/+155°C	2
MPXV1D0830LR22	0.22	20%	30.7	1.90	3.0	-55/+155°C	2
MPXV1D0830LR47	0.47	20%	24.0	3.10	3.0	-55/+155°C	2
MPXV1D0830LR10	1.00	20%	17.6	5.70	3.0	-55/+155°C	2
MPXV1D0840LR22	0.22	20%	35.4	1.50	4.0	-55/+155°C	2
MPXV1D0840LR47	0.47	20%	25.8	2.70	4.0	-55/+155°C	2
MPXV1D0840LR10	1.00	20%	20.8	4.20	4.0	-55/+155°C	2
MPXV1D1040LR22	0.22	20%	32.7	1.60	4.0	-55/+155°C	2
MPXV1D1040LR47	0.47	20%	26.4	2.40	4.0	-55/+155°C	2
MPXV1D1040LR10	1.00	20%	21.1	3.80	4.0	-55/+155°C	2
MPXV1D1235LR22	0.22	20%	35.2	1.60	3.5	-55/+155°C	2
MPXV1D1235LR47	0.47	20%	28.9	2.30	3.5	-55/+155°C	2
MPXV1D1235LR10	1.00	20%	21.5	4.20	3.5	-55/+155°C	2
MPXV1D1250LR22	0.22	20%	42.7	1.20	5.0	-55/+155°C	2
MPXV1D1250LR47	0.47	20%	34.8	1.80	5.0	-55/+155°C	2
MPXV1D1250LR10	1.00	20%	28.8	2.60	5.0	-55/+155°C	2
MPXV1D1264LR22	0.22	20%	53.0	1.10	6.4	-55/+155°C	2
MPXV1D1264LR47	0.47	20%	38.2	1.70	6.4	-55/+155°C	2
MPXV1D1264LR10	1.00	20%	32.2	2.30	6.4	-55/+155°C	2
MPXV1D1740LR47	0.47	20%	34.0	1.80	4.0	-55/+155°C	1
MPXV1D1740LR10	1.00	20%	30.0	2.30	4.0	-55/+155°C	1
MPXV1D1770LR47	0.47	20%	52.5	1.00	7.0	-55/+155°C	1
MPXV1D1770LR10	1.00	20%	38.0	1.80	7.0	-55/+155°C	1
MPXV1D2213LR47	0.47	20%	90.0	0.48	13.0	-55/+155°C	1
MPXV1D2213LR10	1.00	20%	74.0	1.00	13.0	-55/+155°C	1
KEMET Part Number	Inductance (μH) at 100 kHz, 1 mA	Inductance Tolerance	Rated Current (A) I_{rms} (Reference)	DC Resistance ($\text{m}\Omega$) Typical	Thickness (mm) Maximum	Temperature	Quantity

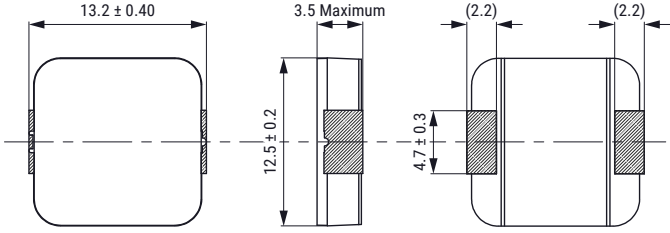
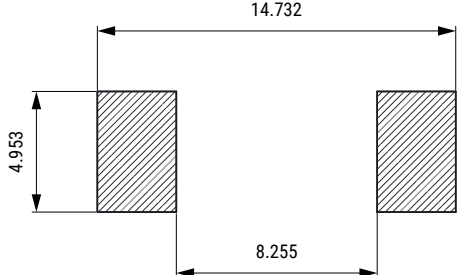
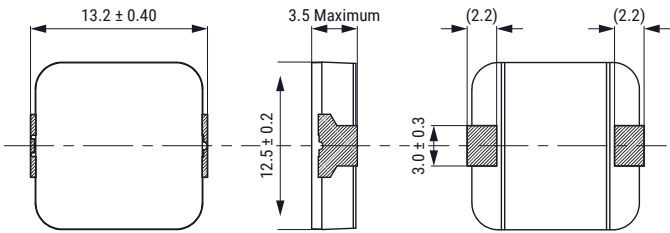
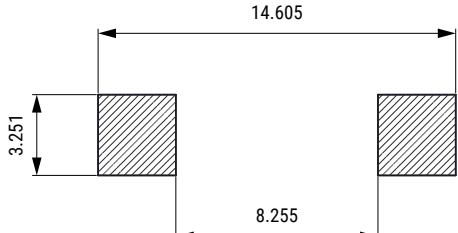
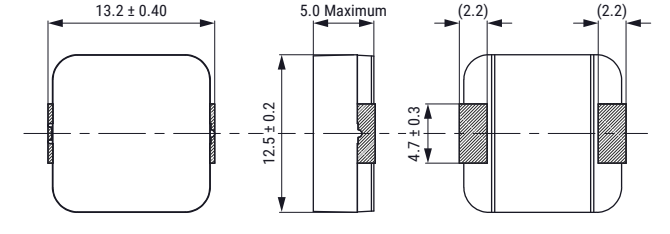
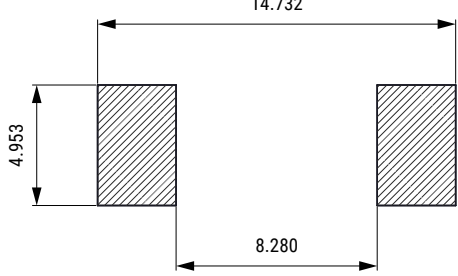
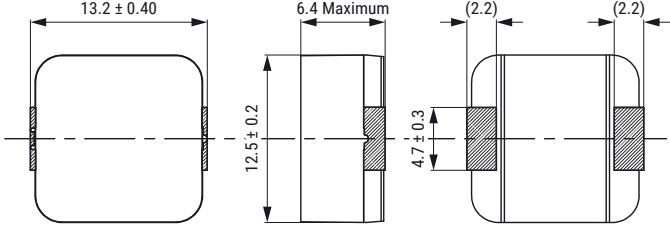
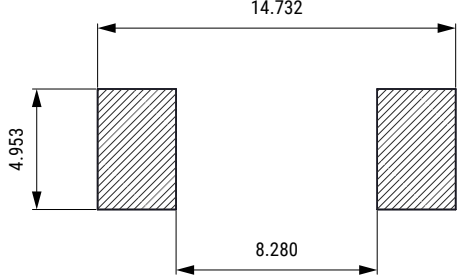
Dimensions

Case Size	Dimensions (mm)	Land Pattern (mm)
MPXV1D0520		
MPXV1D0530		
MPXV1D0618		
MPXV1D0624		

Dimensions cont.

Case Size	Dimensions (mm)	Land Pattern (mm)
MPXV1D0630		
MPXV1D0830		
MPXV1D0840		
MPXV1D1040		

Dimensions cont.

Case Size	Dimensions (mm)	Land Pattern (mm)
MPXV1D1235 For values up to 0.47 μ H or below		
MPXV1D1235 For values from 0.68 μ H or above		
MPXV1D1250		
MPXV1D1264		

Dimensions cont.

Case Size	Dimensions (mm)	Land Pattern (mm)
MPXV1D1740		
MPXV1D1770		
MPXV1D2213		

单击下面可查看定价，库存，交付和生命周期等信息

[>>KEMET\(基美\)](#)