

## Overview

The KEMET SCT-XV coils are common mode chokes with a wide variety of characteristics for automotive & harsh environment industrial application. These toroidal coils are designed with our proprietary high heat resistance and high Bs characteristics ferrite 7HT cores and are useful in various noise countermeasure fields.

## Applications

- On board charger for EV/PHEV
- Wireless charging systems with 85 kHz
- Medium power drives for steering, air conditioning and mild hybrid 48 V systems
- High voltage automotive and harsh environment industrial EMI filtering

## Benefits

- Proprietary 7HT ferrite material
- High rated voltage up to 1,000 V AC/DC
- Operating temperature range from -40°C up to +150°C
- High permeability
- High impedance
- UL 94 V-0 flame retardant rated base and cap
- AEC-Q200 qualified

SCT\*\*XV-JV



SCT\*\*XV-JH



## Part Number System

SCT	19XV-	080-	1R0	A	011	JH
Series	Dimension Code (See Dimensions)	Rated Current (A)	Wire Diameter (mm)	Windings	Number of Turns	Terminal Base Type
SCT	19XV 25XV 29XV	xxx- = xx.x A  Examples: 080 = 8.0 A 200 = 20.0 A	R = Decimal point  Examples: 1R0 = 1.0 mm 2R4 = 2.4 mm	A = Single	00x = x turns 0xx = xx turns  Examples: 005 = 5 turns 011 = 11 turns	JV = Vertical type JH = Horizontal type

## Magnetic Permeability of Ferrite Material

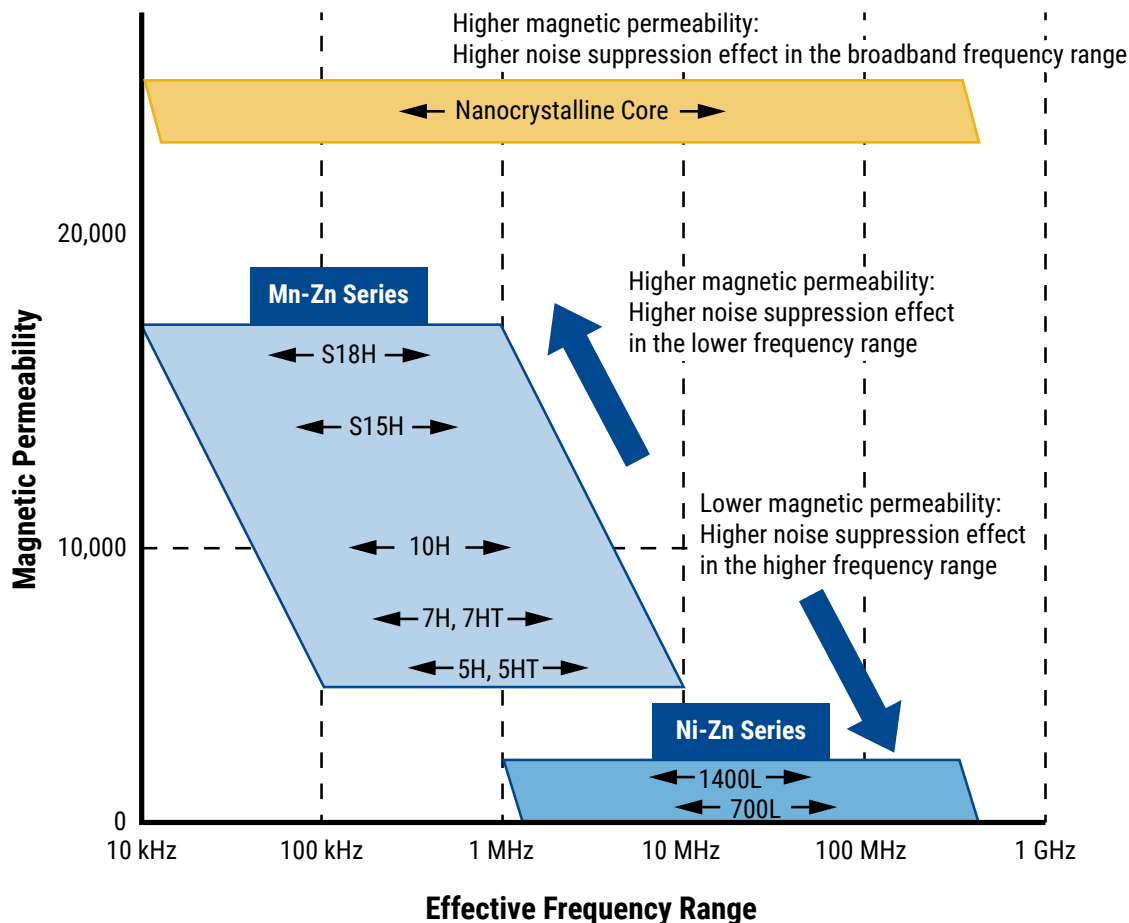
In order to achieve most efficient noise reduction, it is important to select the material according to the target frequency band. Depending on its magnetic permeability, a particular ferrite material will be effective in a certain frequency band. A schematic representation of the relationship between the magnetic permeability of each material and the corresponding effective band range is shown in Figure 1.

Materials with higher magnetic permeability are effective in the lower frequency range, while those with lower magnetic permeability are effective in the higher frequency range. Thus, Mn-Zn products are mainly used for reducing conduction noise, while Ni-Zn products are commonly used for radiation noise countermeasures.

The effective frequency range varies depending on core shape, size and number of windings. This frequency dependence of the magnetic permeability as shown in the figure serves for reference purposes only and it should be tested on the actual device to determine its effectiveness.

S18H, S15H, 10H, 7H, 7HT, 5H, 5HT, 1400L, and 700L are KEMET's proprietary ferrite material names. Other materials are available upon request.

Figure 1 - Relationship between the magnetic permeability of each material and its effective frequency range



## Dimensions – Millimeters

Figure 1

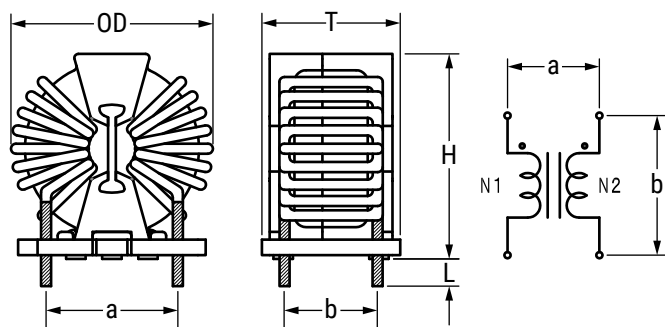
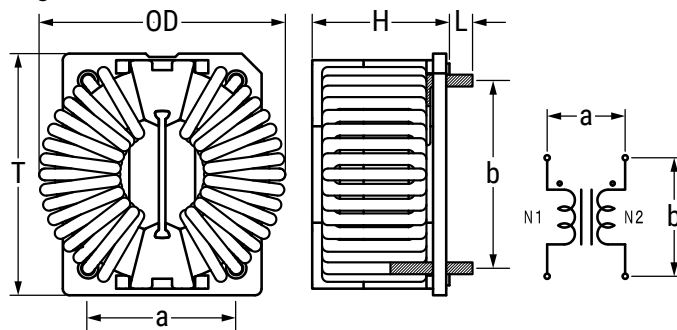


Figure 2



Part Name	Dimensions (mm)				Pin Pitch <sup>1</sup> (Reference)		Figure
	OD (Maximum)	T (Maximum)	H (Maximum)	L	a	b	
SCT19-JV	30.0	18.9	28.5	3.50 ±0.5	17.0	12.0	Fig. 1
SCT25-JV	38.5	26.5	35.0	3.50 ±0.5	20.5	18.5	Fig. 1
SCT29-JV	41.5	21.9	38.7	3.50 ±0.5	22.5	13.5	Fig. 1
SCT19-JH	30.0	27.5	19.9	3.50 ±0.5	17.0	19.0	Fig. 2
SCT25-JH	38.5	33.5	27.5	3.50 ±0.5	20.5	24.5	Fig. 2
SCT29-JH	41.5	37.7	22.9	3.50 ±0.5	22.5	28.5	Fig. 2

<sup>1</sup> Pin pitch listed above for reference only. Values not guaranteed.

## Environmental Compliance

All KEMET AC line filters are RoHS Compliant.



## Performance Characteristics

Item	Performance Characteristics
Rated Voltage	1,000 VAC/VDC
Withstanding Voltage	2,400 VAC (2 seconds, between lines)
Insulation Resistance	> 100 MΩ at 1,000 VDC (between lines)
Rated Current Range	5 – 35 A
Rated Inductance Range	0.033 – 6.47 mH ±30%
Inductance Measurement Condition	100 kHz
Operating Temperature Range	-40°C to +150°C (include self temperature rise)

### Table 1 – Ratings & Part Number Reference

Part Number	Rated Voltage AC/DC (V)	Rated Current (A)	Inductance <sup>1</sup> (mH) ±30%	DC Resistance/ Line (mΩ) ±13%	Temperature Rise (K) Maximum	Wire Diameter (mm)	Weight (g) Approximate
SCT19XV-080-1R0A011JV	1,000	8	0.450	8.700	55	1.0	16.1
SCT19XV-100-1R1A009JV	1,000	10	0.300	6.030	45	1.1	16.1
SCT19XV-120-1R2A007JV	1,000	12	0.180	3.990	50	1.2	15.6
SCT19XV-150-1R3A006JV	1,000	15	0.134	2.910	50	1.3	15.7
SCT19XV-190-1R5A005JV	1,000	19	0.093	1.890	50	1.5	16.6
SCT19XV-220-1R6A004JV	1,000	22	0.060	1.380	50	1.6	16.1
SCT19XV-300-1R9A003JV	1,000	30	0.033	0.747	55	1.9	16.8
SCT19XV-080-1R0A011JH	1,000	8	0.450	8.980	55	1.0	16.4
SCT19XV-100-1R1A009JH	1,000	10	0.300	6.230	45	1.1	16.7
SCT19XV-120-1R2A007JH	1,000	12	0.180	4.190	50	1.2	16.5
SCT19XV-150-1R3A006JH	1,000	15	0.134	3.010	50	1.3	16.3
SCT19XV-190-1R5A005JH	1,000	19	0.093	1.950	50	1.5	17.2
SCT19XV-220-1R6A004JH	1,000	22	0.060	1.430	50	1.6	16.7
SCT19XV-300-1R9A003JH	1,000	30	0.033	0.767	55	1.9	17.6
SCT25XV-050-1R0A027JV	1,000	5	5.860	30.590	45	1.0	46.6
SCT25XV-070-1R1A022JV	1,000	7	3.890	20.830	55	1.1	46.8
SCT25XV-080-1R2A018JV	1,000	8	2.600	14.410	50	1.2	46.8
SCT25XV-100-1R3A016JV	1,000	10	2.050	10.910	55	1.3	47.6
SCT25XV-110-1R4A013JV	1,000	11	1.350	7.720	50	1.4	46.7
SCT25XV-130-1R5A012JV	1,000	13	1.150	6.330	55	1.5	48.3
SCT25XV-150-1R6A010JV	1,000	15	0.800	4.620	50	1.6	47.8
SCT25XV-170-1R7A009JV	1,000	17	0.650	3.710	55	1.7	47.8
SCT25XV-190-1R8A008JV	1,000	19	0.510	2.980	55	1.8	47.9
SCT25XV-220-1R9A007JV	1,000	22	0.390	2.350	55	1.9	46.6
SCT25XV-240-2R0A006JV	1,000	24	0.290	1.840	55	2.0	44.8
SCT25XV-280-2R1A005JV	1,000	28	0.200	1.390	55	2.1	44.6
SCT25XV-310-2R3A004JV	1,000	31	0.130	0.950	50	2.3	42.1
SCT25XV-350-2R4A003JV	1,000	35	0.072	0.650	50	2.4	47.6

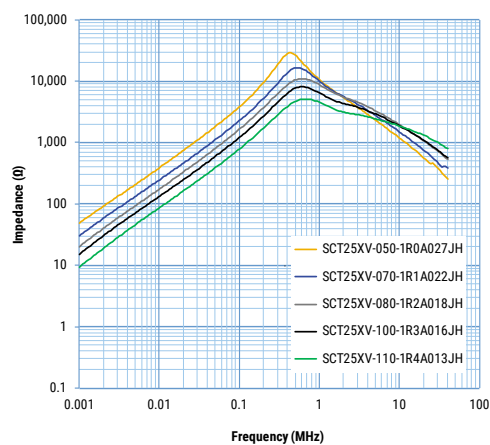
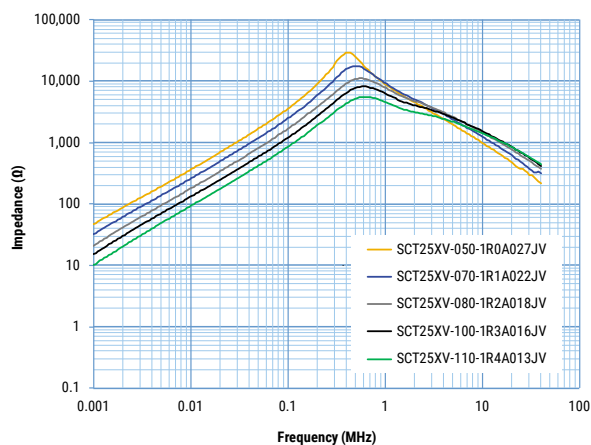
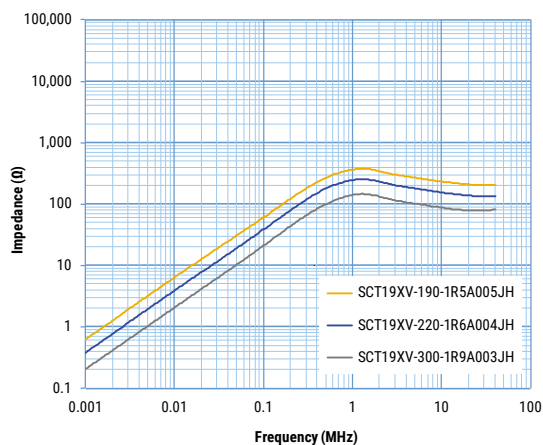
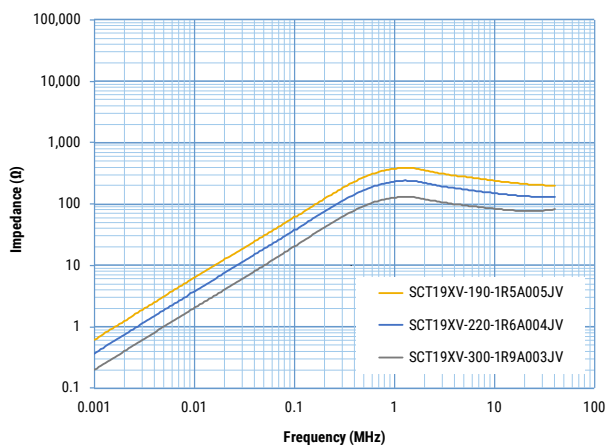
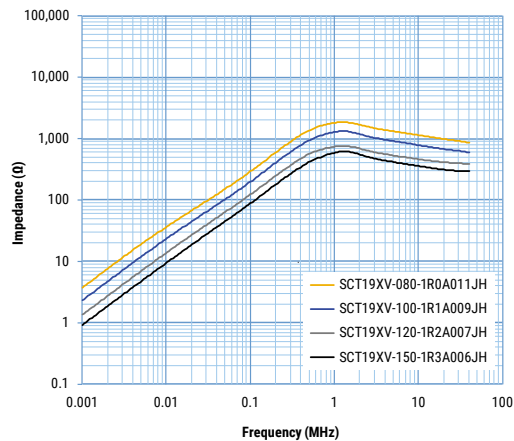
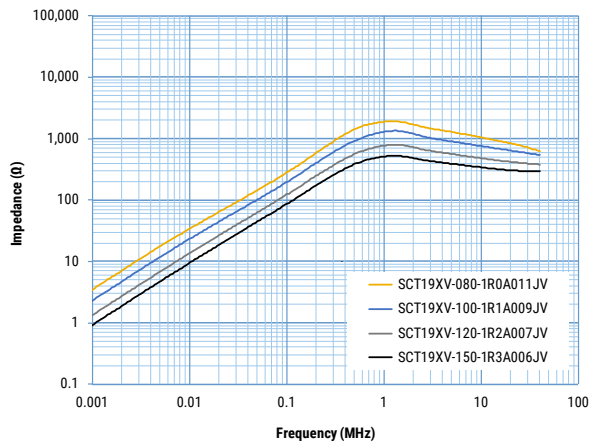
<sup>1</sup> Inductance Measurement Condition: 100 kHz

**Table 1 – Ratings & Part Number Reference cont.**

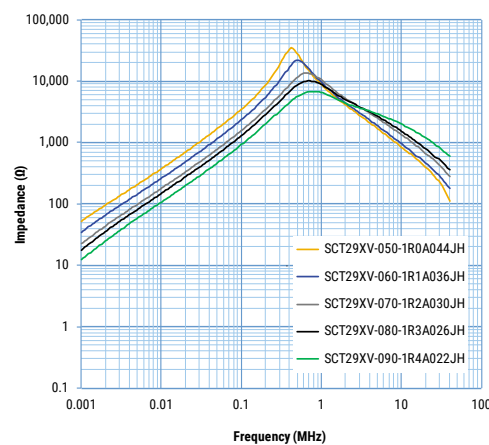
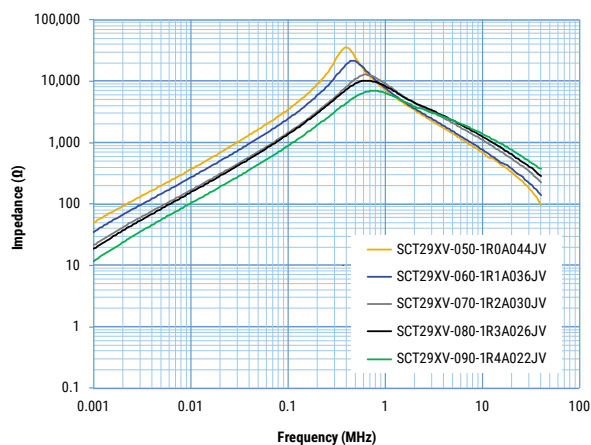
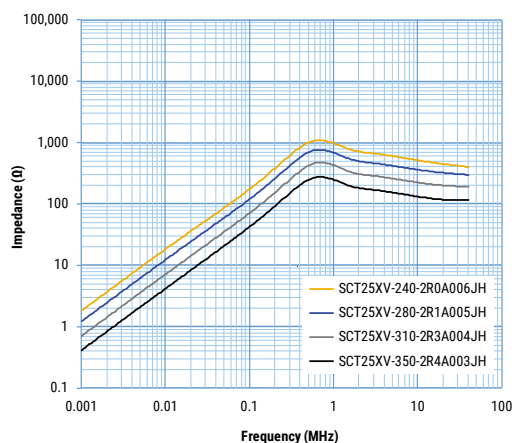
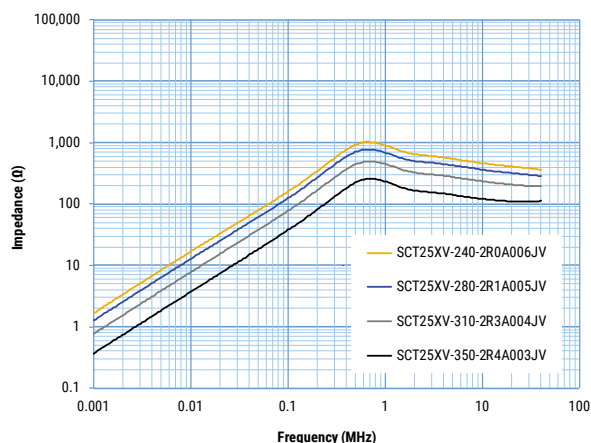
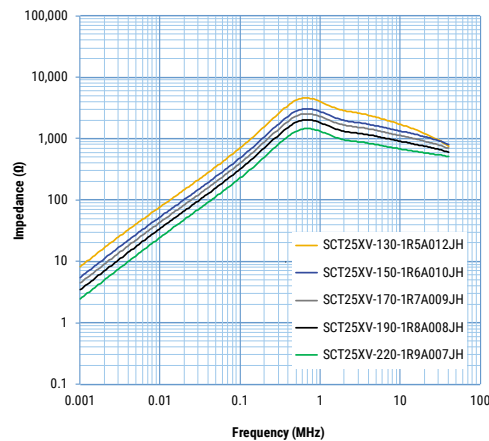
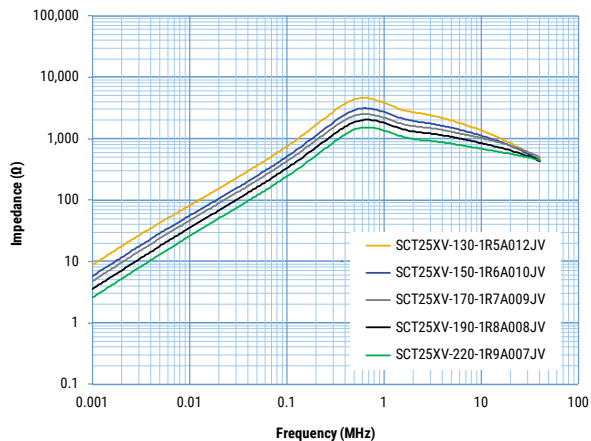
Part Number	Rated Voltage AC/DC (V)	Rated Current (A)	Inductance <sup>1</sup> (mH) ±30%	DC Resistance/ Line (mΩ) ±13%	Temperature Rise (K) Maximum	Wire Diameter (mm)	Weight (g) Approximate
SCT25XV-050-1R0A027JH	1,000	5	5.860	32.600	45	1.0	47.3
SCT25XV-070-1R1A022JH	1,000	7	3.890	21.350	55	1.1	47.2
SCT25XV-080-1R2A018JH	1,000	8	2.600	14.700	50	1.2	47.3
SCT25XV-100-1R3A016JH	1,000	10	2.050	11.100	55	1.3	48.3
SCT25XV-110-1R4A013JH	1,000	11	1.350	7.890	50	1.4	47.4
SCT25XV-130-1R5A012JH	1,000	13	1.150	6.430	55	1.5	48.9
SCT25XV-150-1R6A010JH	1,000	15	0.800	4.740	50	1.6	48.1
SCT25XV-170-1R7A009JH	1,000	17	0.650	3.830	55	1.7	48.6
SCT25XV-190-1R8A008JH	1,000	19	0.510	3.070	55	1.8	48.8
SCT25XV-220-1R9A007JH	1,000	22	0.390	2.450	55	1.9	48.6
SCT25XV-240-2R0A006JH	1,000	24	0.290	1.920	55	2.0	48.2
SCT25XV-280-2R1A005JH	1,000	28	0.200	1.440	55	2.1	45.7
SCT25XV-310-2R3A004JH	1,000	31	0.130	1.000	50	2.3	45.7
SCT25XV-350-2R4A003JH	1,000	35	0.072	0.700	50	2.4	43.4
SCT29XV-050-1R0A044JV	1,000	5	6.470	40.300	55	1.0	44.1
SCT29XV-060-1R1A036JV	1,000	6	4.330	27.200	55	1.1	44.8
SCT29XV-070-1R2A030JV	1,000	7	3.000	19.200	50	1.2	44.4
SCT29XV-080-1R3A026JV	1,000	8	2.260	14.200	45	1.3	45.0
SCT29XV-090-1R4A022JV	1,000	9	1.620	10.200	40	1.4	45.2
SCT29XV-110-1R5A019JV	1,000	11	1.210	8.000	45	1.5	45.2
SCT29XV-120-1R6A017JV	1,000	12	0.960	6.430	40	1.6	46.3
SCT29XV-150-1R7A015JV	1,000	15	0.750	5.040	55	1.7	46.5
SCT29XV-180-1R8A013JV	1,000	18	0.560	3.990	60	1.8	46.1
SCT29XV-190-1R9A012JV	1,000	19	0.480	3.280	55	1.9	47.1
SCT29XV-200-2R0A011JV	1,000	20	0.400	2.730	50	2.0	48.0
SCT29XV-210-2R1A010JV	1,000	21	0.330	2.300	45	2.1	48.3
SCT29XV-250-2R2A008JV	1,000	25	0.210	1.680	50	2.2	44.7
SCT29XV-270-2R3A006JV	1,000	27	0.120	1.190	45	2.3	41.4
SCT29XV-300-2R4A005JV	1,000	30	0.083	0.930	45	2.4	39.5
SCT29XV-050-1R0A044JH	1,000	5	6.470	39.900	55	1.0	45.0
SCT29XV-060-1R1A036JH	1,000	6	4.330	27.400	55	1.1	45.7
SCT29XV-070-1R2A030JH	1,000	7	3.000	19.200	50	1.2	45.6
SCT29XV-080-1R3A026JH	1,000	8	2.260	14.200	45	1.3	46.2
SCT29XV-090-1R4A022JH	1,000	9	1.620	10.600	40	1.4	46.3
SCT29XV-110-1R5A019JH	1,000	11	1.210	8.070	45	1.5	46.7
SCT29XV-120-1R6A017JH	1,000	12	0.960	6.450	40	1.6	47.6
SCT29XV-150-1R7A015JH	1,000	15	0.750	5.140	55	1.7	47.6
SCT29XV-180-1R8A013JH	1,000	18	0.560	4.100	60	1.8	47.7
SCT29XV-190-1R9A012JH	1,000	19	0.480	3.350	55	1.9	48.6
SCT29XV-200-2R0A011JH	1,000	20	0.400	2.840	50	2.0	49.4
SCT29XV-210-2R1A010JH	1,000	21	0.330	2.330	45	2.1	49.6
SCT29XV-250-2R2A008JH	1,000	25	0.210	1.680	50	2.2	45.9
SCT29XV-270-2R3A006JH	1,000	27	0.120	1.180	45	2.3	41.9
SCT29XV-300-2R4A005JH	1,000	30	0.083	0.920	45	2.4	40.4

<sup>1</sup> Inductance Measurement Condition: 100 kHz

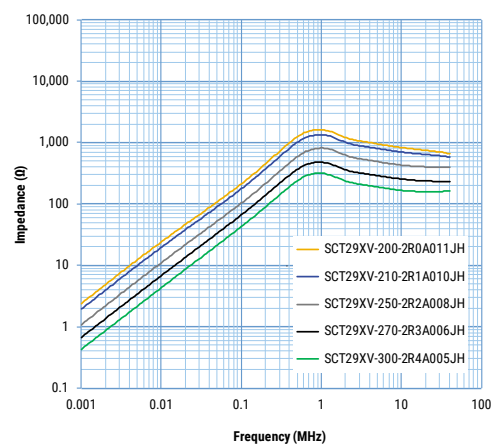
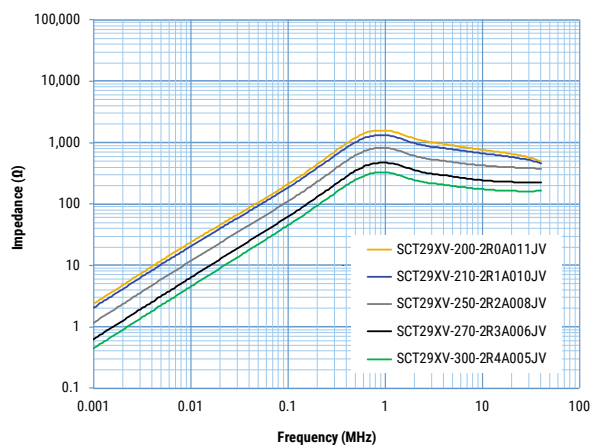
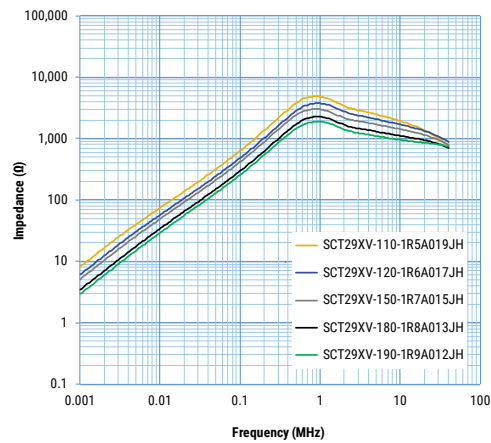
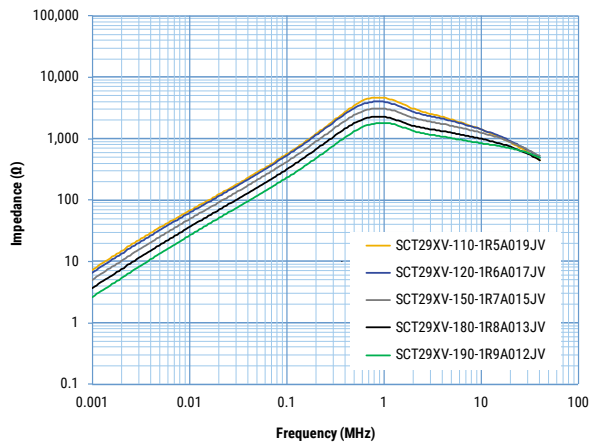
## Frequency Characteristics



## Frequency Characteristics cont.



## Frequency Characteristics cont.





## Packaging

Type	Packaging Type	Pieces Per Box
SCT19XV-JV	Tray	210
SCT19XV-JH		150
SCT25XV-JV	Tray	140
SCT25XV-JH		120
SCT29XV-JV	Tray	120
SCT29XV-JH		80

## Handling Precautions

### Precautions for product storage

AC Line Filters should be stored in normal working environments. While the chokes themselves are quite robust in other environments, solderability will be degraded by exposure to high temperatures, high humidity, corrosive atmospheres, and long term storage.

KEMET recommends that maximum storage temperature not exceed 40°C and maximum storage humidity not exceed 70% relative humidity. Atmospheres should be free of chlorine and sulfur bearing compounds. Temperature fluctuations should be minimized to avoid condensation on the parts. Avoid storage near strong magnetic fields, as this might magnetize the product.

For optimized solderability, AC line filters stock should be used promptly and preferably within 6 months of receipt.

### Product temperature rise values

The values listed for temperature rise are the result of self-heating in wires when the rated current (commercial frequency) is applied.

When using the product, check and evaluate the value of the core temperature rise under actual operating conditions.

## KEMET Electronics Corporation Sales Offices

For a complete list of our global sales offices, please visit [www.kemet.com/sales](http://www.kemet.com/sales).

---

### Disclaimer

All product specifications, statements, information and data (collectively, the "Information") in this datasheet are subject to change. The customer is responsible for checking and verifying the extent to which the Information contained in this publication is applicable to an order at the time the order is placed. All Information given herein is believed to be accurate and reliable, but it is presented without guarantee, warranty, or responsibility of any kind, expressed or implied.

Statements of suitability for certain applications are based on KEMET Electronics Corporation's ("KEMET") knowledge of typical operating conditions for such applications, but are not intended to constitute – and KEMET specifically disclaims – any warranty concerning suitability for a specific customer application or use. The Information is intended for use only by customers who have the requisite experience and capability to determine the correct products for their application. Any technical advice inferred from this Information or otherwise provided by KEMET with reference to the use of KEMET's products is given gratis, and KEMET assumes no obligation or liability for the advice given or results obtained.

Although KEMET designs and manufactures its products to the most stringent quality and safety standards, given the current state of the art, isolated component failures may still occur. Accordingly, customer applications which require a high degree of reliability or safety should employ suitable designs or other safeguards (such as installation of protective circuitry or redundancies) in order to ensure that the failure of an electrical component does not result in a risk of personal injury or property damage.

Although all product-related warnings, cautions and notes must be observed, the customer should not assume that all safety measures are indicated or that other measures may not be required.

When providing KEMET products and technologies contained herein to other countries, the customer must abide by the procedures and provisions stipulated in all applicable export laws and regulations, including without limitation the International Traffic in Arms Regulations (ITAR), the US Export Administration Regulations (EAR) and the Japan Foreign Exchange and Foreign Trade Act.

*KEMET is a registered trademark of KEMET Electronics Corporation.*

单击下面可查看定价，库存，交付和生命周期等信息

[>>KEMET\(基美\)](#)