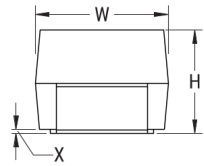


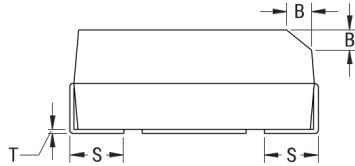
## T598B225M035AHE150

T598, Tantalum, Polymer Tantalum, 2.2 uF, 20%, 35 VDC, SMD, Polymer, Molded, Low ESR, AEC-Q200, 150 mOhms, 3528, Height Max = 2.1mm

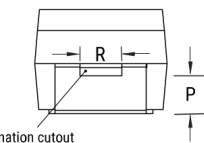
CATHODE (-) END VIEW



SIDE VIEW

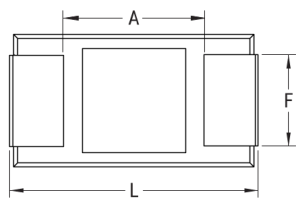


ANODE (+) END VIEW



Termination cutout at KEMET's option, either end

BOTTOM VIEW



Click [here](#) for the 3D model.

### Dimensions

|           |                 |
|-----------|-----------------|
| Footprint | 3528            |
| L         | 3.5mm +/-0.2mm  |
| W         | 2.8mm +/-0.2mm  |
| H         | 1.9mm +/-0.2mm  |
| T         | 0.13mm REF      |
| S         | 0.8mm +/-0.3mm  |
| F         | 2.2mm +/-0.1mm  |
| A         | 1.1mm MIN       |
| B         | 0.4mm +/-0.15mm |
| P         | 0.5mm REF       |
| R         | 1mm REF         |
| X         | 0.1mm +/-0.1mm  |

### Packaging Specifications

|                    |            |
|--------------------|------------|
| Packaging          | T&R, 178mm |
| Packaging Quantity | 2000       |

### General Information

|                  |  |
|------------------|--|
| Series           | T598   |
| Dielectric       | Polymer Tantalum   |
| Style            | SMD Chip   |
| Description      | SMD, Polymer, Molded, Low ESR, AEC-Q200  |
| Features         | Automotive   |
| RoHS             | No   |
| Prop 65          | <b>⚠ WARNING:</b> Cancer and reproductive harm - <a href="http://www.p65warnings.ca.gov">http://www.p65warnings.ca.gov</a> |
| SCIP Number      | b064b03e-bd75-42af-b342-1fe94dec2340   |
| Termination      | Solder Coated  |
| Qualifications   | AEC-Q200   |
| AEC-Q200         | Yes  |
| Component Weight | 94.9 mg  |
| Shelf Life       | 52 Weeks   |
| MSL              | 3  |

### Specifications

|                       |  |
|-----------------------|--|
| Capacitance           | 2.2 uF   |
| Capacitance Tolerance | 20%  |
| Voltage DC            | 35 VDC (105C), 23.45 VDC (125C)                                    |
| Temperature Range     | -55/+125°C   |
| Rated Temperature     | 105°C  |
| Humidity              | 85C, 85% RH, load, 1000 Hours                                      |
| Dissipation Factor    | 8% 120Hz 25C   |
| Failure Rate          | N/A  |
| Resistance            | 150 mOhms (100kHz 25C)   |
| Ripple Current        | 950 mA (rms, 100kHz 45C), 665 mA (rms, 105C), 237.5 mA (rms, 125C) |
| Leakage Current       | 7.7 uA (5min 25°C)   |

Statements of suitability for certain applications are based on our knowledge of typical operating conditions for such applications, but are not intended to constitute - and we specifically disclaim - any warranty concerning suitability for a specific customer application or use. This information is intended for use only by customers who have the requisite experience and capability to determine the correct products for their application. Any technical advice inferred from this information or otherwise provided by us with reference to the use of our products is given gratis, and we assume no obligation or liability for the advice given or results obtained.

单击下面可查看定价，库存，交付和生命周期等信息

[>>KEMET\(基美\)](#)