

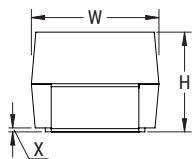
Sample Kit Contents

KEMET Part Number	Case Code/ Case Size	Rated Cap	Rated Voltage	DC Leakage	DF	ESR	Quantity
	KEMET/EIA	μF	VDC at 85°C	μA at +25°C Max/5 Minutes	% at +25°C 120 Hz Max	mΩ at +25°C 100 kHz Max	
T491A107M004AT	A/3216-18	100	4	4.0	30.0	4.0	10
T491B107M006AT	B/3528-21	100	6.3	6.3	12.0	2.0	10
T491D477M006AT	D/7343-31	470	6.3	29.6	12.0	0.4	10
T491A156M010AT	A/3216-18	15	10	1.5	8.0	6.0	10
T491B686M010AT	B/3528-21	68	10	6.8	8.0	1.0	10
T491C157M010AT	C/6032-28	150	10	15.0	10.0	0.9	10
T491D337M010AT	D/7343-31	330	10	33.0	10.0	0.5	10
T491X477M010AT	X/7343-43	470	10	47.0	10.0	0.2	10
T491A106M016AT	A/3216-18	10	16	1.6	6.0	3.0	10
T491C476M016AT	C/6032-28	47	16	7.5	6.0	1.0	10
T491D107M016AT	D/7343-31	100	16	16.0	8.0	0.7	10
T491A475M020AT	A/3216-18	4.7	20	0.9	6.0	4.0	10
T491B106M025AT	B/3528-21	10	25	2.5	6.0	2.0	10
T491D476M025AT	D/7343-31	47	25	11.8	6.0	0.7	10
T491D686M025AT	D/7343-31	68	25	17.0	10.0	0.7	10
T491A105M035AT	A/3216-18	1.0	35	0.5	4.0	7.0	10
T491C106M035AT	C/6032-28	10	35	3.5	6.0	1.6	10
T491X476M035AT	X/7343-43	47	35	16.5	6.0	0.6	10
T491D475M050AT	D/7343-31	4.7	50	2.4	6.0	1.2	10
T491X156M050AT	X/7343-43	15	50	7.5	8.0	0.7	10

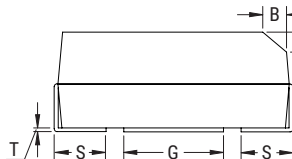
Dimensions – Millimeters (Inches)

Metric will govern

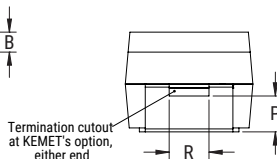
CATHODE (-) END VIEW



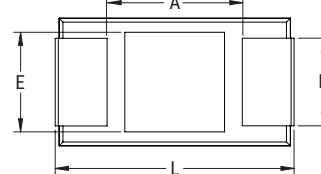
SIDE VIEW



ANODE (+) END VIEW



BOTTOM VIEW



Case Size		Component												
KEMET	EIA	L*	W*	H*	F* ±0.1 ±(0.004)	S* ±0.3 ±(0.012)	B* ±0.15 (Ref) ±0.006	X (Ref)	P (Ref)	R (Ref)	T (Ref)	A (Min)	G (Ref)	E (Ref)
A	3216-18	3.2±0.2 (0.126±0.008)	1.6±0.2 (0.063±0.008)	1.6±0.2 (0.063±0.008)	1.2 (0.047)	0.8 (0.031)	0.4 (0.016)	0.10±0.10 (0.004±0.004)	0.4 (0.016)	0.4 (0.016)	0.13 (0.005)	0.8 (0.31)	1.1 (0.043)	1.3 (0.051)
B	3528-21	3.5±0.2 (0.138±0.008)	2.8±0.2 (0.110±0.008)	1.9±0.2 (0.075±0.008)	2.2 (0.087)	0.8 (0.031)	0.4 (0.016)	0.10±0.10 (0.004±0.004)	0.5 (0.020)	1.0 (0.039)	0.13 (0.005)	1.1 (0.043)	1.8 (0.071)	2.2 (0.087)
C	6032-28	6.0±0.3 (0.236±0.03)	3.2±0.3 (0.126±0.012)	2.5±0.3 (0.098±0.012)	2.2 (0.087)	1.3 (0.051)	0.5 (0.020)	0.10±0.10 (0.004±0.004)	0.9 (0.035)	1.0 (0.039)	0.13 (0.005)	2.5 (0.098)	2.8 (0.110)	2.4 (0.094)
D	7343-31	7.3±0.3 (0.287±0.012)	4.3±0.3 (0.169±0.012)	2.8±0.3 (0.110±0.012)	2.4 (0.094)	1.3 (0.051)	0.5 (0.020)	0.10±0.10 (0.004±0.004)	0.9 (0.035)	1.0 (0.039)	0.13 (0.005)	3.8 (0.150)	3.5 (0.138)	3.5 (0.138)
X	7343-43	7.3±0.3 (0.287±0.012)	4.3±0.3 (0.169±0.012)	4.0±0.3 (0.157±0.012)	2.4 (0.094)	1.3 (0.051)	0.5 (0.020)	0.10±0.10 (0.004±0.004)	1.7 (0.067)	1.0 (0.039)	0.13 (0.005)	3.8 (0.150)	3.5 (0.138)	3.5 (0.138)

Notes: (Ref) – Dimensions provided for reference only.

* MIL-PRF-55365/8 specified dimensions

Moisture Sensitivity Notice

These KEMET devices are Moisture Sensitivity Level 3 (MSL3) rated per J-STD-020D. Mass production quantities are packaged in moisture resistant packaging and must be handled per J-STD-020D MSL3 requirements.

单击下面可查看定价，库存，交付和生命周期等信息

[>>KEMET\(基美\)](#)

[>>点击查看相关商品](#)