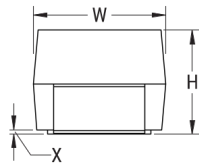


T521M106M025ATE100

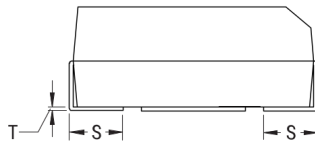
Aliases (TEPSLB151E106M1008R)

T521, Tantalum, Polymer Tantalum, 10 uF, 20%, 25 VDC, SMD, Polymer, Molded, Low ESR, Non-Combustible, 100 mOhms, 3528, Height Max = 1.5mm

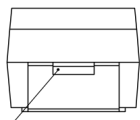
CATHODE (-) END VIEW



SIDE VIEW

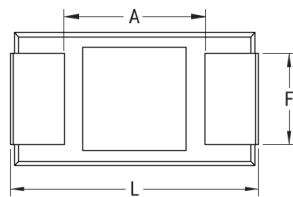


ANODE (+) END VIEW



Termination cutout at KEMET's option, either end

BOTTOM VIEW



Click [here](#) for the 3D model.

Dimensions

Footprint	3528
L	3.5mm +/-0.2mm
W	2.8mm +/-0.2mm
H	1.4mm +/-0.1mm
T	0.13mm REF
S	0.8mm +/-0.3mm
F	2.2mm +/-0.1mm
A	1.1mm MIN
X	0.05mm REF

Packaging Specifications

Packaging	T&R, 178mm
Packaging Quantity	2500

General Information

Series	T521
Dielectric	Polymer Tantalum
Style	SMD Chip
Description	SMD, Polymer, Molded, Low ESR, Non-Combustible
Features	Low ESR, High Voltage
RoHS	Yes
Termination	Tin
AEC-Q200	No
Component Weight	97.99 mg
Shelf Life	52 Weeks
MSL	3

Specifications

Capacitance	10 uF
Capacitance Tolerance	20%
Voltage DC	25 VDC (105C)
Temperature Range	-55/+105°C
Rated Temperature	105°C
Life	1000 Hrs (105C)
Humidity	60C, 90% RH, 500 Hours, No Load
Dissipation Factor	10% 120Hz 25C
Failure Rate	N/A
Resistance	100 mOhms (100kHz 25C)
Ripple Current	922 mA (rms, 100kHz 45C), 645.4 mA (rms, 85C), 230.5 mA (rms, 105C)
Leakage Current	50 uA (5min 25°C)

Statements of suitability for certain applications are based on our knowledge of typical operating conditions for such applications, but are not intended to constitute - and we specifically disclaim - any warranty concerning suitability for a specific customer application or use. This information is intended for use only by customers who have the requisite experience and capability to determine the correct products for their application. Any technical advice inferred from this information or otherwise provided by us with reference to the use of our products is given gratis, and we assume no obligation or liability for the advice given or results obtained.

单击下面可查看定价，库存，交付和生命周期等信息

[>>KEMET\(基美\)](#)