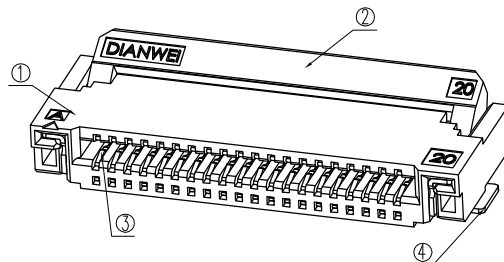
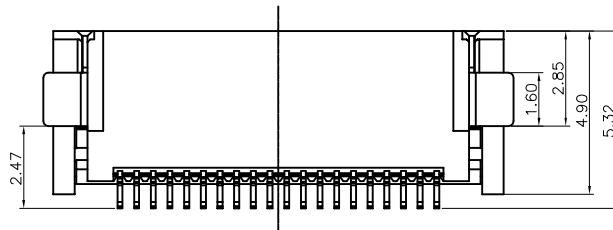
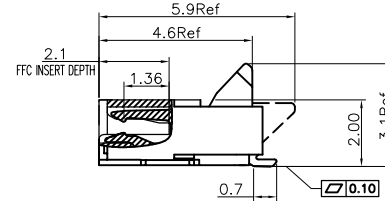
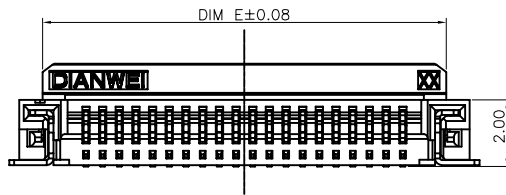
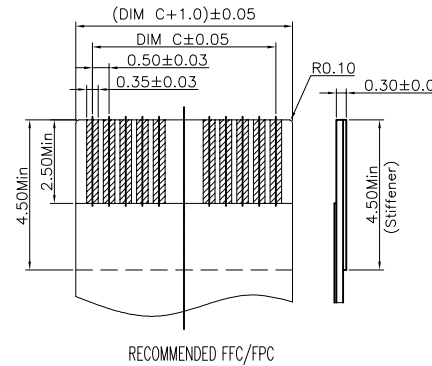
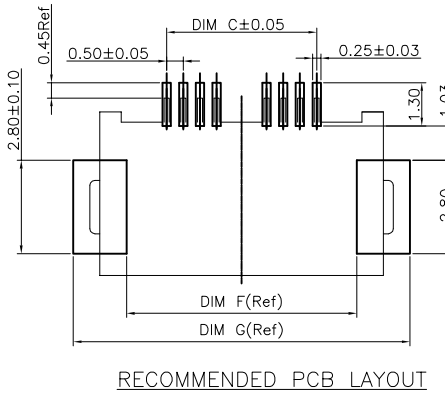
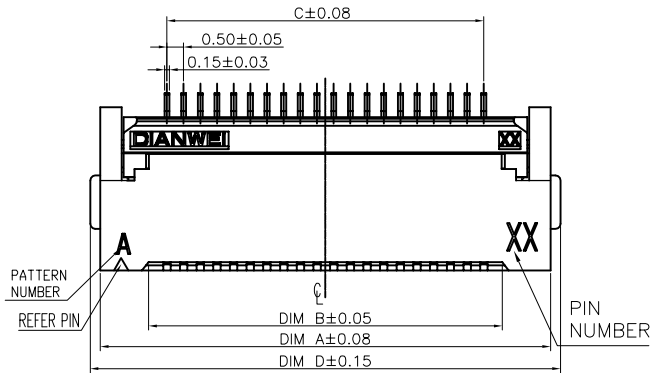


DRAWING TYPE

CUSTOMER DRAWING

Kinghelm®



NOTE: ALL RIGHTS RESERVED, BANNED COPY!

| MARK | DATE       | DESCRIPTION         | DESIGN   |
|------|------------|---------------------|----------|
| J    | 2016.06.18 | ADD 41PIN           | WANGPENG |
| K    | 2017.06.08 | Change Plating Note | CHEN     |
| L    | 2019.01.16 | UPDATE P/N          | CHEN     |

| Pin No | P/N           | DIM A | DIM B | DIM C | DIM D | DIM E | DIM F | DIM G |
|--------|---------------|-------|-------|-------|-------|-------|-------|-------|
| 4      | 8.01A0.004200 | 5.50  | 2.55  | 1.50  | 6.10  | 4.10  | 3.90  | 7.10  |
| 5      |               | 6.00  | 3.05  | 2.00  | 6.60  | 4.60  | 4.40  | 7.60  |
| 6      | 8.01A0.006200 | 6.50  | 3.55  | 2.50  | 7.10  | 5.10  | 4.90  | 8.10  |
| 8      | 8.01A0.008200 | 7.50  | 4.55  | 3.50  | 8.10  | 6.10  | 5.90  | 9.10  |
| 9      | 8.01A0.009200 | 8.00  | 5.05  | 4.00  | 8.60  | 6.60  | 6.40  | 9.60  |
| 10     | 8.01A0.010200 | 8.50  | 5.55  | 4.50  | 9.10  | 7.10  | 6.90  | 10.10 |
| 12     | 8.01A0.012200 | 9.50  | 6.55  | 5.50  | 10.10 | 8.10  | 7.90  | 11.10 |
| 14     | 8.01A0.014200 | 10.50 | 7.55  | 6.50  | 11.10 | 9.10  | 8.90  | 12.10 |
| 15     | 8.01A0.015200 | 11.00 | 8.05  | 7.00  | 11.60 | 9.60  | 9.40  | 12.60 |
| 16     | 8.01A0.016200 | 11.50 | 8.55  | 7.50  | 12.10 | 10.10 | 9.90  | 13.10 |
| 18     | 8.01A0.018200 | 12.50 | 9.55  | 8.50  | 13.10 | 11.10 | 10.90 | 14.10 |
| 20     | 8.01A0.020200 | 13.50 | 10.55 | 9.50  | 14.10 | 12.10 | 11.90 | 15.10 |
| 22     | 8.01A0.022200 | 14.50 | 11.55 | 10.50 | 15.10 | 13.10 | 12.90 | 16.10 |
| 24     | 8.01A0.024200 | 15.50 | 12.55 | 11.50 | 16.10 | 14.10 | 13.90 | 17.10 |
| 26     | 8.01A0.026200 | 16.50 | 13.55 | 12.50 | 17.10 | 15.10 | 14.90 | 18.10 |
| 28     | 8.01A0.028200 | 17.50 | 14.55 | 13.50 | 18.10 | 16.10 | 15.90 | 19.10 |
| 30     | 8.01A0.030200 | 18.50 | 15.55 | 14.50 | 19.10 | 17.10 | 16.90 | 20.10 |
| 32     | 8.01A0.032200 | 19.50 | 16.55 | 15.50 | 20.10 | 18.10 | 17.90 | 21.10 |
| 34     | 8.01A0.034200 | 20.50 | 17.55 | 16.50 | 21.10 | 19.10 | 18.90 | 22.10 |
| 35     | 8.01A0.035200 | 21.00 | 18.05 | 17.00 | 21.60 | 19.60 | 19.40 | 22.60 |
| 36     | 8.01A0.036200 | 21.50 | 18.55 | 17.50 | 22.10 | 20.10 | 19.90 | 23.10 |
| 38     |               | 22.50 | 19.55 | 18.50 | 23.10 | 21.10 | 20.90 | 24.10 |
| 40     | 8.01A0.040200 | 23.50 | 20.55 | 19.50 | 24.10 | 22.10 | 21.90 | 25.10 |
| 41     | 8.01A0.041200 | 24.00 | 21.05 | 20.00 | 24.60 | 22.60 | 22.40 | 25.60 |
| 42     | 8.01A0.042200 | 24.50 | 21.55 | 20.50 | 25.10 | 23.10 | 22.90 | 26.10 |
| 45     | 8.01A0.045200 | 26.00 | 23.05 | 22.00 | 26.60 | 24.60 | 24.40 | 27.60 |
| 50     | 8.01A0.050200 | 28.50 | 25.55 | 24.50 | 29.10 | 27.10 | 26.90 | 30.10 |
| 51     | 8.01A0.051200 | 29.00 | 26.05 | 25.00 | 29.60 | 27.60 | 27.40 | 30.60 |
| 52     | 8.01A0.052200 | 29.50 | 26.55 | 25.50 | 30.10 | 28.10 | 27.90 | 31.10 |
| 54     | 8.01A0.054200 | 30.50 | 27.55 | 26.50 | 31.10 | 29.10 | 28.90 | 32.10 |
| 55     | 8.01A0.055200 | 31.00 | 28.05 | 27.00 | 31.60 | 29.60 | 29.40 | 32.60 |
| 58     |               | 32.50 | 29.55 | 28.50 | 33.10 | 31.10 | 30.90 | 34.10 |
| 60     | 8.01A0.060200 | 33.50 | 30.55 | 29.50 | 34.10 | 32.10 | 31.90 | 35.10 |

1. FPC NOT MATING CONDITION BANNED CLOSURE

2. PART NO. LEGEND:

8.01A0. \*\*\* 2 0 0  
① ② ③ ④ ⑤

① SERIES NAME: 8.01A0= 0.5MM FFC/FPC DUAL CONTACT SIDE CONNECTOR (H=2.0mm)

② CONTACT PIN NUMBER: \*\*\*=CONTACT PIN NUMBER

③ CONTACT AREA PLATING SPEC: GOLD PLATING: 2=1~3u"; 3=5u"; 4=10u"; 5=15u"  
SOLDER AREA PLATING SPEC: GOLD PLATING: 2=1~3u"; 3=5u"; 4=10u"; 5=15u"

④ UNSPECIFIED: 0=NONSENSE

⑤ UNSPECIFIED: 0=NONSENSE

3. PERFORMANCE:

3.1: CURRENT RATING: 0.5A/PIN.

3.2: VOLTAGE RATING: 50V (AC/DC).

3.3: CONTACT RESISTANCE: INITIAL VALUE 30mOHM Max,

3.4: INSULATION RESISTANCE: 500MOHM Min.

3.5: DIELECTRIC WITHSTANDING VOLTAGE: 250V AC FOR 1MINUTE;

3.6: DURABILITY: 20 TIMES Min.

3.7: OPERATING TEMPERATURE: -40°C~+85°C

OPERATING HUMIDITY RANGE: 20% TO 85%

| 4   | STATOR     | BRASS                 |              | 2             |          |
|-----|------------|-----------------------|--------------|---------------|----------|
| 3   | TERMINAL   | PHOSPHOR BRONZE       |              | POSITIONS     |          |
| 2   | COVER      | THERMOPLASTIC UL94V-0 | BLACK        | 1             |          |
| 1   | HOUSING    | THERMOPLASTIC UL94V-0 | NATURAL      | 1             |          |
| NO. | COMPONENTS | MATERIALS             | FINISH/COLOR | SPECIFICATION | QUANTITY |

深圳市金航标电子有限公司

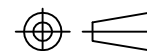
www.kinghelm.com.cn

KH-FPC0.5-H2.0SMT-40P-QCHF

0755-28190160

UNLESS OTHERWISE SPECIFIED TOLERANCE

| ANG  | TOL   | DIM  | TOL   |
|------|-------|------|-------|
| .X   | ±3.0° | .X   | ±0.20 |
| .XX  | ±2.0° | .XX  | ±0.10 |
| .XXX | ±1.0° | .XXX | ±0.05 |



DRAWING NO

8.01A0-C

PART NAME:

0.5mm FFC/FPC DUAL CONTACT SIDE CONNECTOR(H=2.0mm)

PART NO.

8.01A0.\*\*\*200

APPROVED

VERIFIED

DESIGN

DATE

UNITS

SCALE

PAGE

REV

CHEN

2019.01.16

mm

1:1

1/1

L

单击下面可查看定价，库存，交付和生命周期等信息

[>>kinghelm\(金航标\)](#)