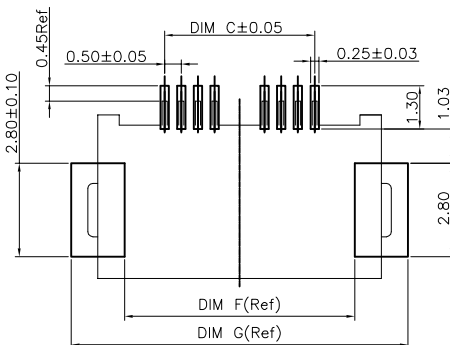
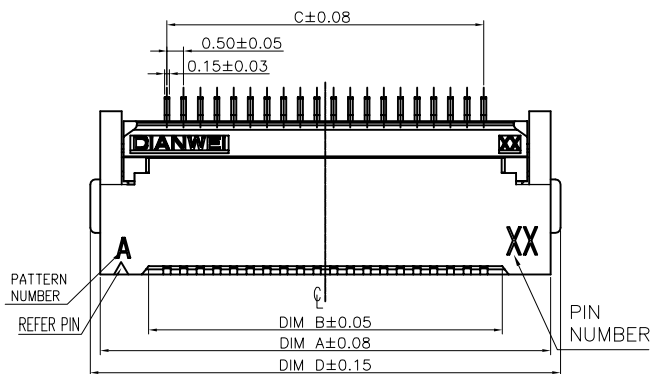


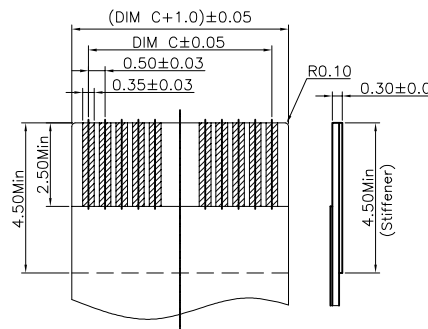
DRAWING TYPE

CUSTOMER DRAWING

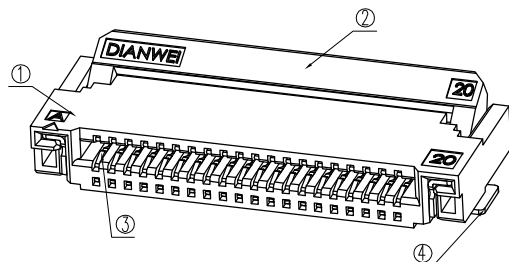
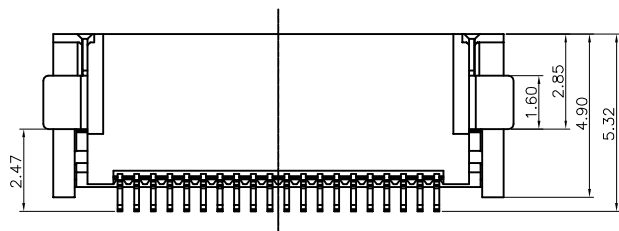
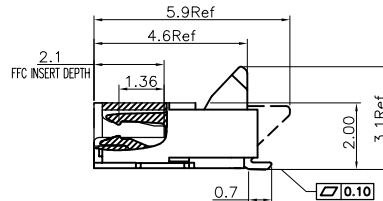
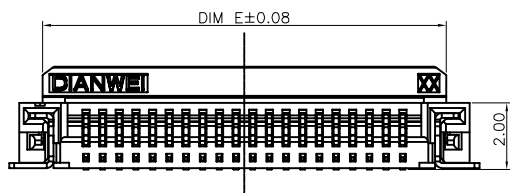
Kinghelm®



RECOMMENDED PCB LAYOUT



RECOMMENDED FFC/FPC



NOTE: ALL RIGHTS RESERVED, BANNED COPY!

MARK	DATE	DESCRIPTION	DESIGN
J	2016.06.18	ADD 41PIN	WANGPENG
K	2017.06.08	Change Plating Note	CHEN
L	2019.01.16	UPDATE P/N	CHEN

Pin No	P/N	DIM A	DIM B	DIM C	DIM D	DIM E	DIM F	DIM G
4	8.01A0.004200	5.50	2.55	1.50	6.10	4.10	3.90	7.10
5		6.00	3.05	2.00	6.60	4.60	4.40	7.60
6	8.01A0.006200	6.50	3.55	2.50	7.10	5.10	4.90	8.10
8	8.01A0.008200	7.50	4.55	3.50	8.10	6.10	5.90	9.10
9	8.01A0.009200	8.00	5.05	4.00	8.60	6.60	6.40	9.60
10	8.01A0.010200	8.50	5.55	4.50	9.10	7.10	6.90	10.10
12	8.01A0.012200	9.50	6.55	5.50	10.10	8.10	7.90	11.10
14	8.01A0.014200	10.50	7.55	6.50	11.10	9.10	8.90	12.10
15	8.01A0.015200	11.00	8.05	7.00	11.60	9.60	9.40	12.60
16	8.01A0.016200	11.50	8.55	7.50	12.10	10.10	9.90	13.10
18	8.01A0.018200	12.50	9.55	8.50	13.10	11.10	10.90	14.10
20	8.01A0.020200	13.50	10.55	9.50	14.10	12.10	11.90	15.10
22	8.01A0.022200	14.50	11.55	10.50	15.10	13.10	12.90	16.10
24	8.01A0.024200	15.50	12.55	11.50	16.10	14.10	13.90	17.10
26	8.01A0.026200	16.50	13.55	12.50	17.10	15.10	14.90	18.10
28	8.01A0.028200	17.50	14.55	13.50	18.10	16.10	15.90	19.10
30	8.01A0.030200	18.50	15.55	14.50	19.10	17.10	16.90	20.10
32	8.01A0.032200	19.50	16.55	15.50	20.10	18.10	17.90	21.10
34	8.01A0.034200	20.50	17.55	16.50	21.10	19.10	18.90	22.10
35	8.01A0.035200	21.00	18.05	17.00	21.60	19.60	19.40	22.60
36	8.01A0.036200	21.50	18.55	17.50	22.10	20.10	19.90	23.10
38		22.50	19.55	18.50	23.10	21.10	20.90	24.10
40	8.01A0.040200	23.50	20.55	19.50	24.10	22.10	21.90	25.10
41	8.01A0.041200	24.00	21.05	20.00	24.60	22.60	22.40	25.60
42	8.01A0.042200	24.50	21.55	20.50	25.10	23.10	22.90	26.10
45	8.01A0.045200	26.00	23.05	22.00	26.60	24.60	24.40	27.60
50	8.01A0.050200	28.50	25.55	24.50	29.10	27.10	26.90	30.10
51	8.01A0.051200	29.00	26.05	25.00	29.60	27.60	27.40	30.60
52	8.01A0.052200	29.50	26.55	25.50	30.10	28.10	27.90	31.10
54	8.01A0.054200	30.50	27.55	26.50	31.10	29.10	28.90	32.10
55	8.01A0.055200	31.00	28.05	27.00	31.60	29.60	29.40	32.60
58		32.50	29.55	28.50	33.10	31.10	30.90	34.10
60	8.01A0.060200	33.50	30.55	29.50	34.10	32.10	31.90	35.10

1. FPC NOT MATING CONDITION BANNED CLOSURE

2. PART NO. LEGEND:

8.01A0.\*\*\*200

① SERIES NAME: 8.01A0= 0.5MM FFC/FPC DUAL CONTACT SIDE CONNECTOR (H=2.0mm)

② CONTACT PIN NUMBER: \*\*\*=CONTACT PIN NUMBER

③ CONTACT AREA PLATING SPEC: GOLD PLATING: 2=1~3u"; 3=5u"; 4=10u"; 5=15u"

SOLDER AREA PLATING SPEC: GOLD PLATING: 2=1~3u"; 3=5u"; 4=10u"; 5=15u"

④ UNSPECIFIED: 0=NONSENSE

⑤ UNSPECIFIED: 0=NONSENSE

3. PERFORMANCE:

3.1: CURRENT RATING: 0.5A/PIN.

3.2: VOLTAGE RATING: 50V (AC/DC).

3.3: CONTACT RESISTANCE: INITIAL VALUE 30mOHM Max,

3.4: INSULATION RESISTANCE: 500MOHM Min.

3.5: DIELECTRIC WITHSTANDING VOLTAGE: 250V AC FOR 1MINUTE;

3.6: DURABILITY: 20 TIMES Min.

3.7: OPERATING TEMPERATURE: -40°C~+85°C

OPERATING HUMIDITY RANGE: 20% TO 85%

4	STATOR	BRASS		2	
3	TERMINAL	PHOSPHOR BRONZE		POSITIONS	
2	COVER	THERMOPLASTIC UL94V-0	BLACK	1	
1	HOUSING	THERMOPLASTIC UL94V-0	NATURAL	1	
NO.	COMPONENTS	MATERIALS	FINISH/COLOR	SPECIFICATION	QUANTITY

深圳市金航标电子有限公司

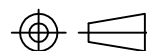
www.kinghelm.com.cn

KH-FPC0.5-H2.0SMT-10P-QCHF

0755-28190160

UNLESS OTHERWISE SPECIFIED TOLERANCE

ANG	TOL	DIM	TOL
.X	±3.0°	.X	±0.20
.XX	±2.0°	.XX	±0.10
.XXX	±1.0°	.XXX	±0.05



DRAWING NO

8.01A0-C

PART NAME:

0.5mm FFC/FPC DUAL CONTACT SIDE CONNECTOR(H=2.0mm)

PART NO.

8.01A0.\*\*\*200

APPROVED

VERIFIED

DESIGN

DATE

UNITS

SCALE

PAGE

REV

CHEN

2019.01.16

mm

1:1

1/1

L

单击下面可查看定价，库存，交付和生命周期等信息

[>>kinghelm\(金航标\)](#)