

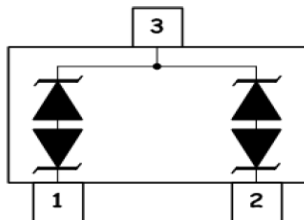
DESCRIPTION

The SM24CANA-02HTG is designed for applications requiring transient overvoltage protection capability. They are intended for use in voltage and ESD sensitive equipment such as computers, printers, business machines, communication systems, medical equipment and other applications. These devices are ideal for situations where board space is at a premium.

This series has been specifically designed to protect sensitive components which are connected to power, data and transmission lines from overvoltage caused by ESD (electrostatic discharge), CDE (Cable Discharge Events), and EFT (electrical fast transients).

ORDERING INFORMATION

- ◇ Package: SOT-23
- ◇ Material: Halogen free
- ◇ Packing: Tape & Reel
- ◇ Quantity per reel: 3,000pcs

PIN CONFIGURATION**FEATURES**

- ◇ IEC61000-4-2 (ESD) $\pm 15\text{kV}$ (air), $\pm 8\text{kV}$ (contact)
- ◇ IEC61000-4-4 (EFT) 40A (5/50ns)
- ◇ 350 Watts Peak Pulse Power per (tp=8/20 μs)
- ◇ Protects two bidirectional lines
- ◇ Low clamping voltage
- ◇ Working voltages : 24V
- ◇ Low leakage current

MACHANICAL DATA

- ◇ SOT-23 package
- ◇ Flammability Rating: UL 94V-0
- ◇ Packaging: Tape and Reel
- ◇ High temperature soldering guaranteed: 260°C /10s
- ◇ Reel size: 7 inch
- ◇ MSL 1

APPLICATIONS

- ◇ Cell Phone Handsets and Accessories
- ◇ Microprocessor based equipment
- ◇ Personal Digital Assistants (PDA's)
- ◇ Notebooks, Desktops, and Servers
- ◇ Portable Instrumentation
- ◇ Networking and Telecom
- ◇ Serial and Parallel Ports.
- ◇ Peripherals

PACKAGE OUTLINE

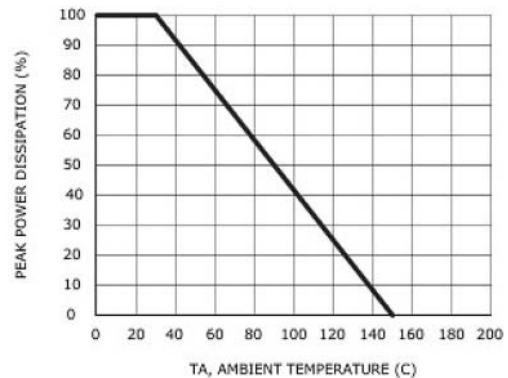
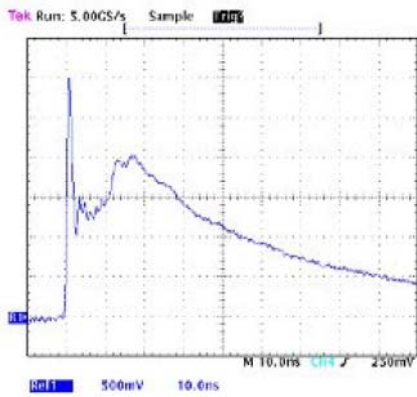
ABSOLUTE MAXIMUM RATING

Symbol	Parameter	Value	Units
V_{ESD}	ESD per IEC 61000-4-2 (Air) ESD per IEC 61000-4-2 (Contact)	± 15 ± 8	kV
P_{PP}	Peak Pulse Power (8/20 μ s)	350	W
T_{OPT}	Operating Temperature	-55/+150	$^{\circ}$ C
T_{STG}	Storage Temperature	-55/+150	$^{\circ}$ C
T_L	Lead Soldering Temperature	260 (10 sec.)	$^{\circ}$ C

ELECTRICAL CHARACTERISTICS ($T_{amb}=25^{\circ}$ C)

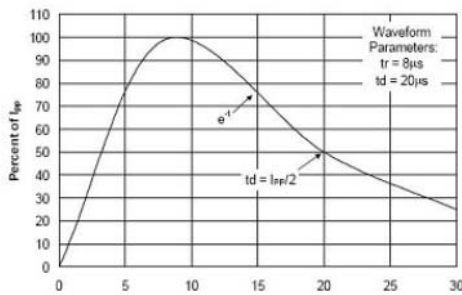
PART NUMBER	V_{RWM}	V_B	I_T	$V_C@1A$	V_C		I_R	C_J
	(V) (max.)	(V) (min.)	(mA)	(V) (max.)	(V) (max.)	(@A)	(μ A) (max.)	(pF) (max.)
SM24CANA-02HTG	24.0	26.7	1	43.0	52.0	7	1	50

ELECTRICAL CHARACTERISTICS CURVE

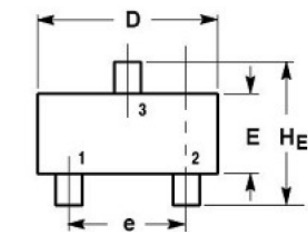


Power Derating Curve

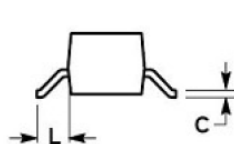
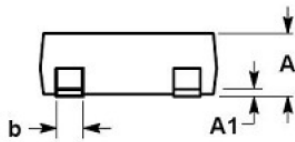
Pulse Waveform



SOT-23 PACKAGE OUTLINE DIMENSIONS



DIM	MILLIMETERS			INCHES		
	MIN	NOM	MAX	MIN	NOM	MAX
A	0.89	1.00	1.11	0.035	0.040	0.044
A1	0.01	0.06	0.10	0.001	0.002	0.004
b	0.37	0.44	0.50	0.015	0.018	0.020
c	0.09	0.13	0.18	0.003	0.005	0.007
D	2.80	2.90	3.04	0.110	0.114	0.120
E	1.20	1.30	1.40	0.047	0.051	0.055
e	1.78	1.90	2.04	0.070	0.075	0.081
L	0.35	0.54	0.69	0.014	0.021	0.029
HE	2.10	2.40	2.64	0.083	0.094	0.104



单击下面可查看定价，库存，交付和生命周期等信息

[>>KUU\(永裕泰\)](#)