

**1. 适用范围 / SCOPE**

Notebook PC	LCD/PDF TV	LCD/PDP panel	LCD monitor
LCD backlight inverter	Portable DVE player	Power supply	Networking
PC server	Cooling fan system	Storage system	Telecom system
Wireless base station	White goods	Game console	Automotive
Battery charging circuit	Office Automation	Industrial equipment	Medical equipment

**2. 额定电流和额定电压/RATED CURRENT AND RATED VOLTAGE**

2.1 额定电流 / Rated Current

1A

2.2 额定电压 / Rated Voltage

250V AC

**3. 标示 / MARKING**

保险丝上需有下列标示 / The fuses shall have the following marking

3.1 额定电流 / Rated Current(A): 1A

3.2 电气特性 / Electrical characteristics: F

注意 / Note

对标示的大小位置没有规定 / There is no provision on label size and position

**4. 外观及形状 / APPEARANCES AND CONFIGURATION**

4.1 外观：无显著的污点，铁锈或裂纹，标示应容易辨识

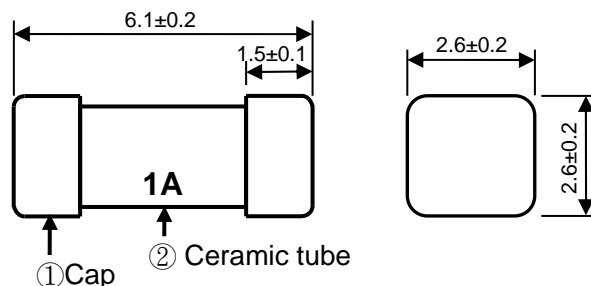
Appearance : No significant stains, rust or crack, mark should be easy to recognize.

4.2 形状：表面贴装式保险丝

Shape: Surface Mount Fuse

**5. 工程图和机构 / OUTLINE DRAWING AND STRUCTURE**

5.1 工程圖(單位:mm) / Outline Drawing and dimensions (unit : mm)



## 5.2 结构 / Structure

编号 / NO.	元件 / Component	材质 / Material	数量 / Quantity
①	铜帽 / Cap	黄铜镀银 / Silver Plated Brass	2
②	本体 / Body	陶瓷管 / Ceramic tube	1

## 6. 产品特性 / PRODUCT CHARACTERISTICS

编号 No.	项目 Item	内容 Content	参考标准 Reference standard
1	绝缘阻抗 Insulation Resistance	10,000 ohms minimum	MIL-STD-202G, Method 302 Test Condition A
2	可焊性 Solderability	T=235°C ±5°C, t=5+0/-0.5s, Cover ≥ 95%	MIL-STD-202G, Method 208H
3	耐焊接热 Resistance to Soldering Heat	10 sec at 260°C	MIL-STD-202G, Method 210F Test Condition B
4	热冲击 Thermal Shock	5 cycles, -65°C to 125°C, 15 minutes @ each extreme	MIL-STD-202G, Method 107G Test Condition B
5	机械冲击 Mechanical Shock	100G's peak for 6 milliseconds, 3 cycles	MIL-STD-202G, Method 213B Test 1
6	振动实验 Vibration	0.03" amplitude, 10-55 Hz in 1 min. 2hrs each XYZ=6hrs	MIL-STD-202G, Method 201A
7	耐湿性 Moisture Resistance	10 cycles	MIL-STD-202G, Method 106G
8	盐雾实验 Salt spray	48hrs	MIL-STD-202G, Method 101E Test Condition B

## 7. 电气特性 / ELECTRICAL CHARACTERISTICS

### 7.1 熔断 / 电流特性 : Pre-Arcing Time / Current Characteristics:

Ampere Rating	% of Ampere Rating	Opening Time
50mA – 10A	100%	4 hours, Minimum
	200%	5 sec, Maximum

### 7.2 分断能力 / Breaking Capacity

50mA-10A : 50A@250V AC

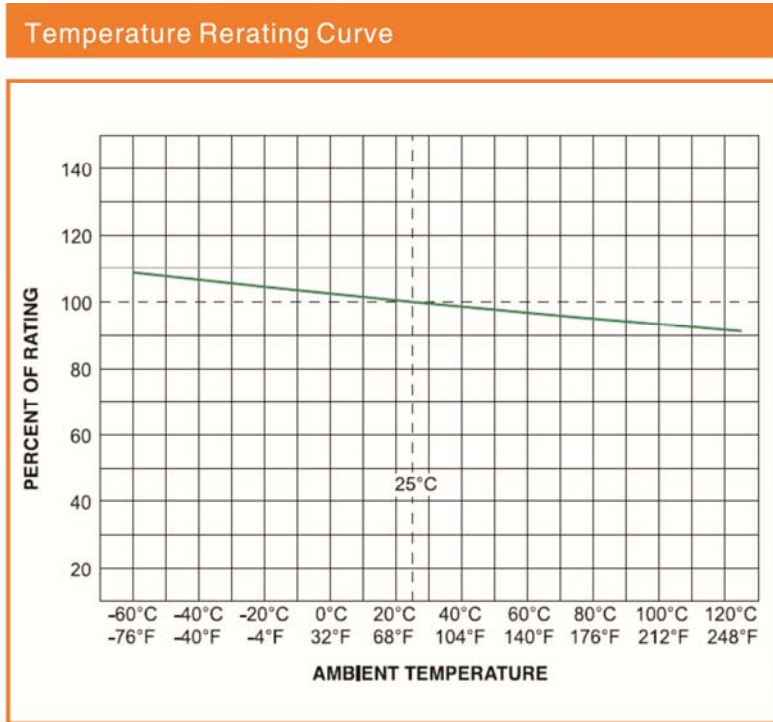
## 8. 环境特性 / ENVIRONMENTAL CHARACTERISTIC

8.1 操作温度范围 : -55°C to 125°C / Operating temperature range : -55°C to 125°C

8.2 公司操作环境温度超过25+/-5°C范围, 在选用保险丝规格时, 需要考虑操作环境温度对保险丝的影响参照:温度曲线图.

Company operating temperature of the environment more than 25+/-5°C, in the selection of fuse specifications, it needs to consider the impact of the operating environment of the temperature fuse.

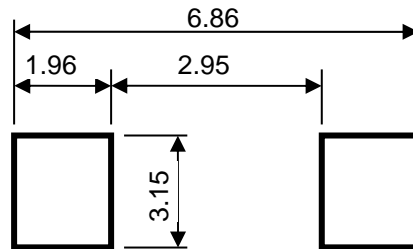
Photo: temperature derating curve.



**9. 安装方式及条件 / INSTALLATION WAY AND PARAMETERS**

9.1 建议如下图安装方式安装，并满足要求的尺寸。

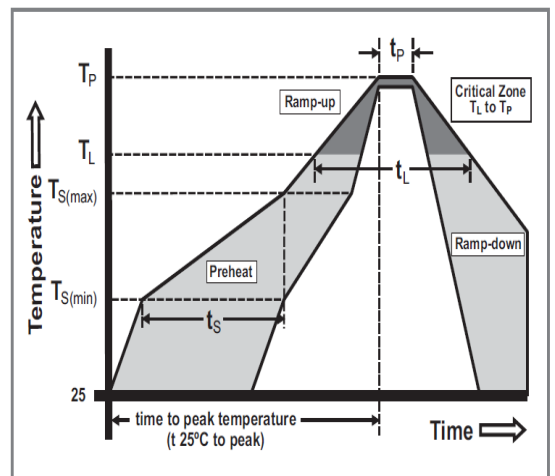
Propose that the following picture installation way is installed and satisfied the required size.



Recommended pad layout

9.2 建议客户焊接参数 / Recommended Customer Soldering Parameters

Reflow Condition		Pb-Free assembly
Preheating	-Temperature Min $T_{s(min)}$	150°C
	-Temperature Max $T_{s(max)}$	200°C
	-Time Max	120 secs
Soldering	-Temperature (TL)(Liquidus)	260°C
	-Time Max (TL)	60 secs
	-Temperature (TP)	Max 260°C
	-Time Max (TP)	10 secs



**10. 其他使用注意事项 / OTHER NOTICE IN USED**

10.1 符合本公司可能的其它文件的要求 /

It could be in conformance with another file which made by our company.

单击下面可查看定价，库存，交付和生命周期等信息

[>>KUU\(永裕泰\)](#)