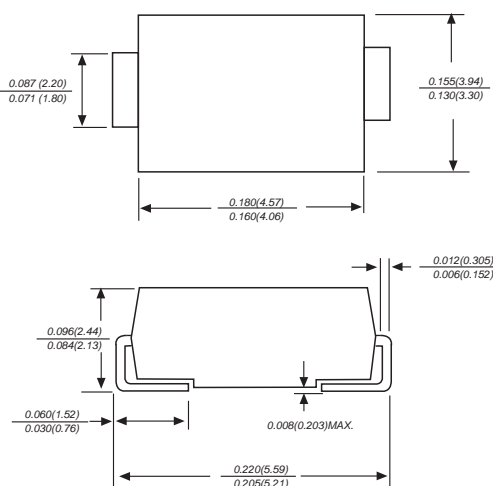


<h3>SMB</h3>  <p style="text-align: center; font-size: small;">Dimensions in inches and (millimeters)</p>	<h3>FEATURES</h3> <ul style="list-style-type: none"> <li>◆ The plastic package carries Underwriters Laboratory Flammability Classification 94V-0</li> <li>◆ For surface mounted applications</li> <li>◆ Low reverse leakage</li> <li>◆ Built-in strain relief, ideal for automated placement</li> <li>◆ High forward surge current capability</li> <li>◆ High temperature soldering guaranteed: 250°C/10 seconds at terminals</li> </ul>
<h3>MECHANICAL DATA</h3> <p><b>Case:</b> JEDEC SMB molded plastic body  <b>Terminals:</b> leads solderable per MIL-STD-750, Method 2026  <b>Polarity:</b> Color band denotes cathode end  <b>Mounting Position:</b> Any  <b>Weight:</b> 0.002 ounce, 0.07 grams</p>	

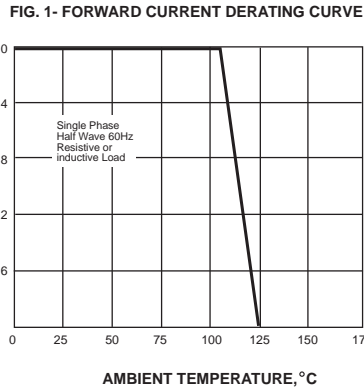
## MAXIMUM RATINGS AND ELECTRICAL CHARACTERISTICS

Ratings at 25°C ambient temperature unless otherwise specified.  
 Single phase half-wave 60Hz, resistive or inductive load, for capacitive load current derate by 20%.

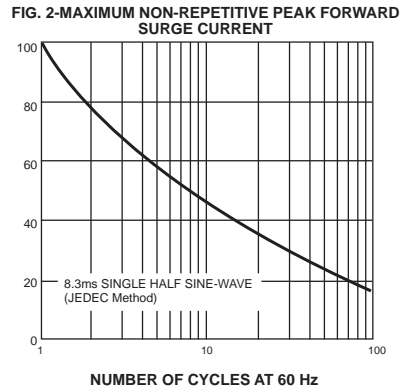
Catalog Number	SYMBOLS	KB340B-13-F	UNITS
Maximum repetitive peak reverse voltage	$V_{RRM}$	40	VOLTS
Maximum RMS voltage	$V_{RMS}$	28	VOLTS
Maximum DC blocking voltage	$V_{DC}$	40	VOLTS
Maximum average forward rectified current at $T_L$ (see fig.1)	$I_{AV}$	3.0	Amps
Peak forward surge current 8.3ms single half sine-wave superimposed on rated load (JEDEC Method)	$I_{FSM}$	100.0	Amps
Maximum instantaneous forward voltage at 3.0A	$V_F$	0.55	Volts
Maximum DC reverse current at rated DC blocking voltage	$I_R$	$T_A=25^\circ C$	0.5
		$T_A=100^\circ C$	20
Typical junction capacitance (NOTE 1)	$C_J$	500	pF
Typical thermal resistance (NOTE 2)	$R_{\theta JA}$	55.0	°C/W
Operating junction temperature range	$T_J$	-65 to +125	°C
Storage temperature range	$T_{STG}$	-65 to +150	°C

**Note:** 1. Measured at 1MHz and applied reverse voltage of 4.0V D.C.  
 2. P.C.B. mounted with 0.2x0.2" (5.0x5.0mm) copper pad areas

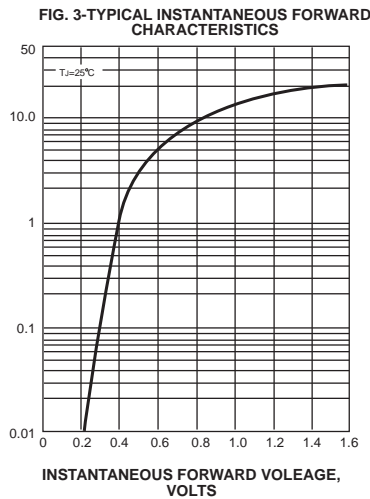
AVERAGE FORWARD RECTIFIED CURRENT, AMPERES



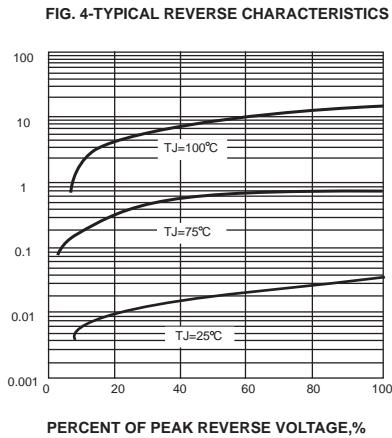
PEAK FORWARD SURGE CURRENT, AMPERES



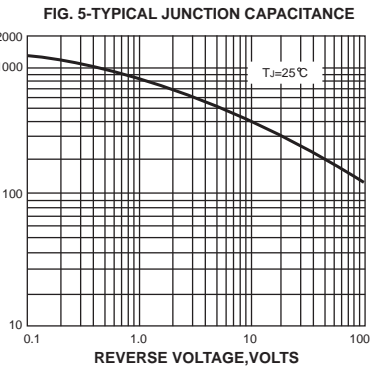
INSTANTANEOUS FORWARD CURRENT, AMPERES



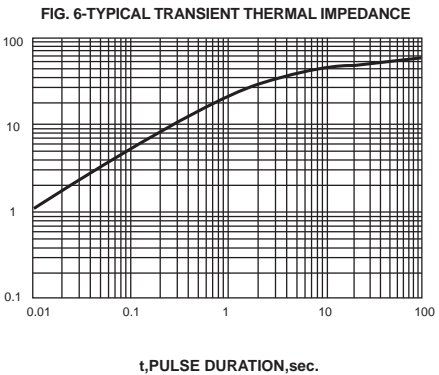
INSTANTANEOUS REVERSE CURRENT, MILLIAMPERES



JUNCTION CAPACITANCE, pF



TRANSIENT THERMAL IMPEDANCE, °C/W



单击下面可查看定价，库存，交付和生命周期等信息

[>>KUU\(永裕泰\)](#)