

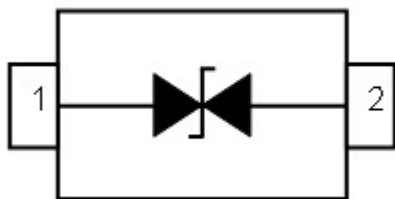
DESCRIPTION

The KESD3E5C is designed to protect voltage sensitive components from ESD and transient voltage events. Excellent clamping capability, low leakage, and fast response time, make these parts ideal for ESD protection on designs where board space is at a premium.

This device has been specifically designed to protect sensitive components which are connected to data and transmission lines from overvoltage caused by ESD (electrostatic discharge), CDE (Cable Discharge Events), and EFT (electrical fast transients).

ORDERING INFORMATION

- ✧ Package: SOD-323
- ✧ Material: Halogen free
- ✧ Packing: Tape & Reel
- ✧ Quantity per reel: 3,000pcs

PIN CONFIGURATION**FEATURES**

- ✧ IEC61000-4-2 (ESD) $\pm 15\text{kV}$ (air), $\pm 8\text{kV}$ (contact)
- ✧ IEC61000-4-4 (EFT) 40A (5/50ns)
- ✧ Peak power dissipation: 200W (8/20 μs)
- ✧ Protects one directional I/O line
- ✧ Low clamping voltage
- ✧ Working voltages : 5V
- ✧ Low leakage current

MACHANICAL DATA

- ✧ SOD-323 package
- ✧ Terminals: Gold plated, solderable per MIL-STD-750, method 2026
- ✧ Packaging: Tape and Reel
- ✧ Reel size: 7 inch

APPLICATIONS

- ✧ High Speed Line :USB1.0/2.0, VGA, DVI, SDI,
- ✧ Serial and Parallel Ports
- ✧ Notebooks, Desktops, Servers
- ✧ Projection TV
- ✧ Cellular handsets and accessories
- ✧ Portable instrumentation
- ✧ Peripherals

PACKAGE OUTLINE

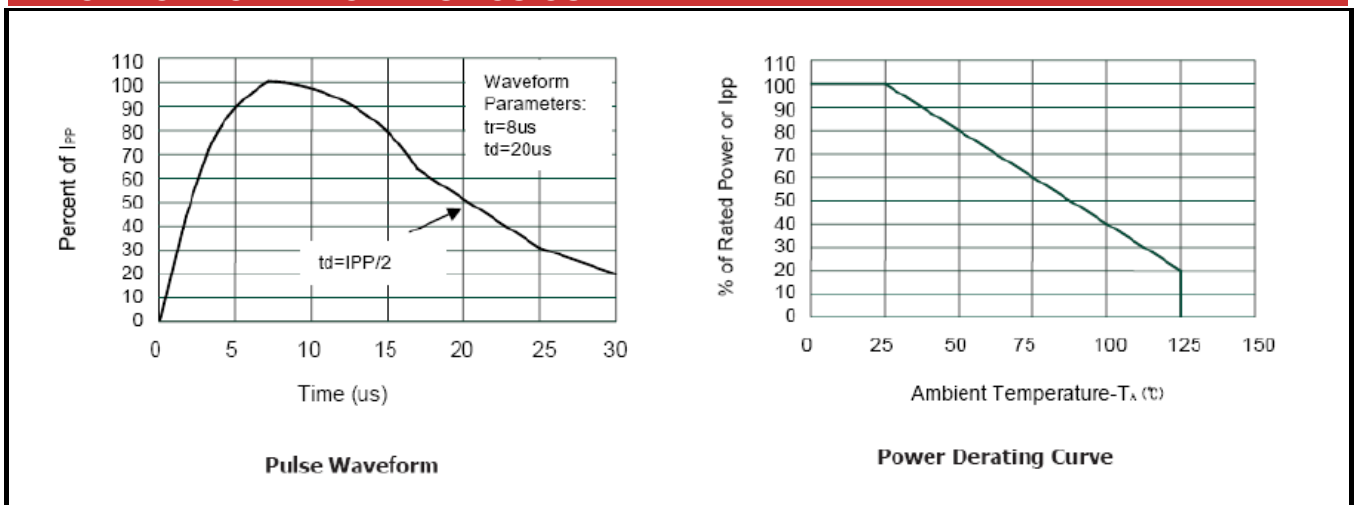
ABSOLUTE MAXIMUM RATING

Symbol	Parameter	Value	Units
V_{ESD}	ESD per IEC 61000-4-2 (Air) ESD per IEC 61000-4-2 (Contact)	± 15 ± 8	kV
P_{PP}	Peak Pulse Power (8/20 μ s)	100	W
T_{OPT}	Operating Temperature	-40~150	$^{\circ}C$
T_{STG}	Storage Temperature	-40~150	$^{\circ}C$

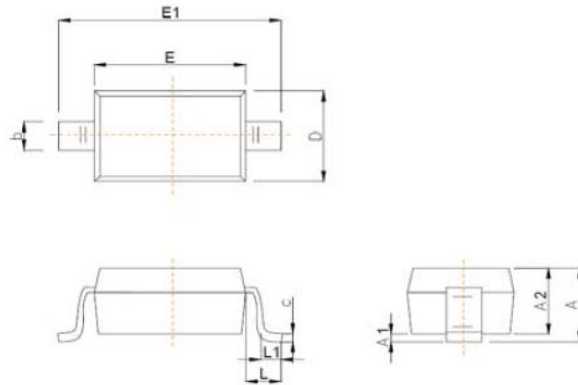
ELECTRICAL CHARACTERISTICS ($T_{amb}=25^{\circ}C$)

Symbol	Parameter	Test Condition	Min	Typ	Max	Units
V_{RWM}	Reverse Working Voltage				5.0	V
V_{BR}	Reverse Breakdown Voltage	$I_T = 1mA$	5.6		7.8	V
I_R	Reverse Leakage Current	$V_{RWM} = 5V$			1.0	μA
V_C	Clamping Voltage	$I_{PP} = 5A, t_p = 8/20\mu s$			11.6	V
V_C	Clamping Voltage	$I_{PPmax} = 8A, t_p = 8/20\mu s$			16.0	V
C_J	Junction Capacitance	$V_R = 0V, f = 1MHz$		10	15	pF

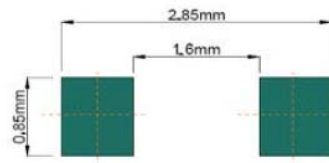
ELECTRICAL CHARACTERISTICS CURVE



SOD-323 PACKAGE OUTLINE DIMENSIONS



Symbol	Dimensions In Millimeters	
	Min	Max
A		1.00
A1	0.000	0.100
A2	0.800	0.900
b	0.250	0.350
c	0.080	0.150
D	1.200	1.400
E	1.600	1.800
E1	2.500	2.700
e	1.800	2.040
L	0.475 REF	
L1	0.250	0.400
θ	0°	8°



Recommended Pad outline

单击下面可查看定价，库存，交付和生命周期等信息

[>>KUU\(永裕泰\)](#)