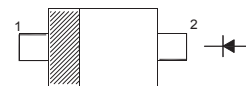


Features

For use in low voltage, high frequency inverters
Free wheeling, and polarity protection applications.

PINNING

PIN	DESCRIPTION
1	Cathode
2	Anode



Top View
Simplified outline SOD-323 and symbol

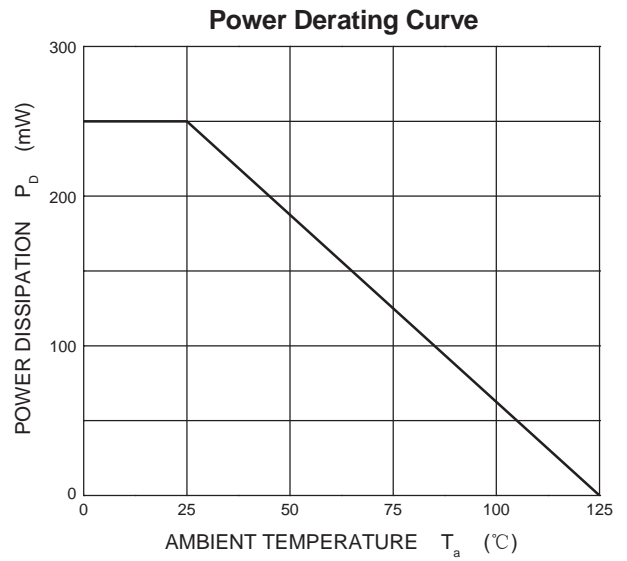
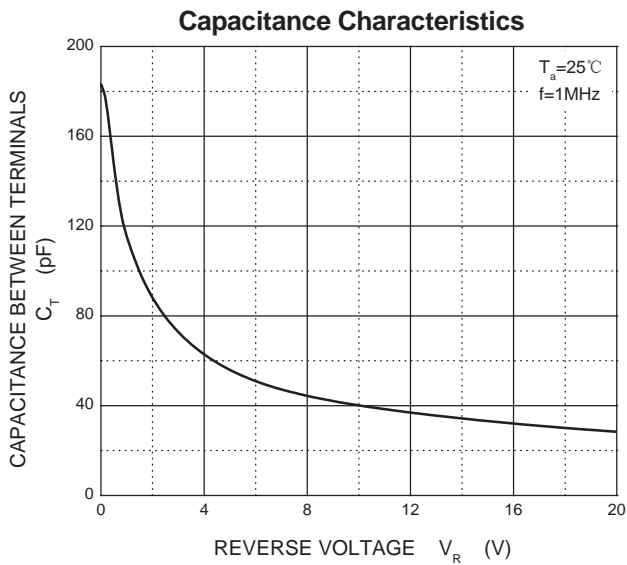
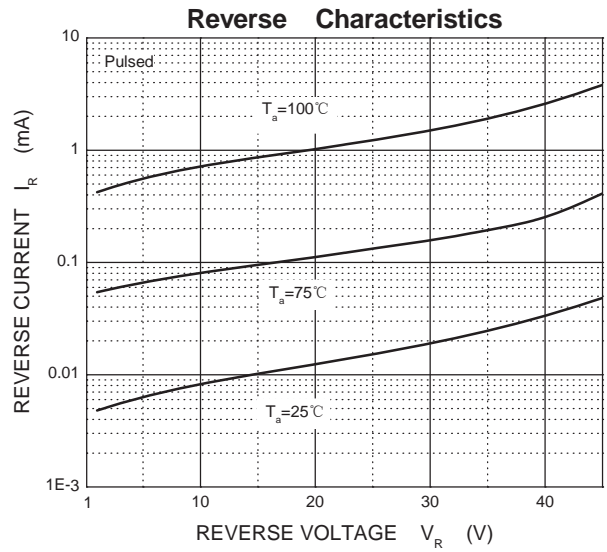
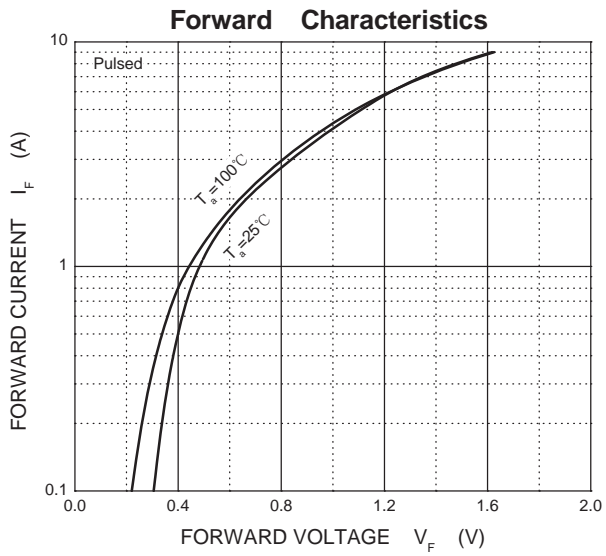
Absolute Maximum Ratings ($T_a = 25\text{ }^\circ\text{C}$)

Parameter	Symbol	Value	Unit
Reverse Voltage	V_R	40	V
Average Forward Rectified Current	$I_{F(AV)}$	1	A
Non-Repetitive Peak Forward Surge Current (8.3 ms Single Half Sine-Wave)	I_{FSM}	25	A
Power Dissipation	P_{tot}	250	mW
Operating Temperature Range	T_j	125	$^\circ\text{C}$
Storage Temperature Range	T_{stg}	- 55 to + 125	$^\circ\text{C}$

Characteristics at $T_a = 25\text{ }^\circ\text{C}$

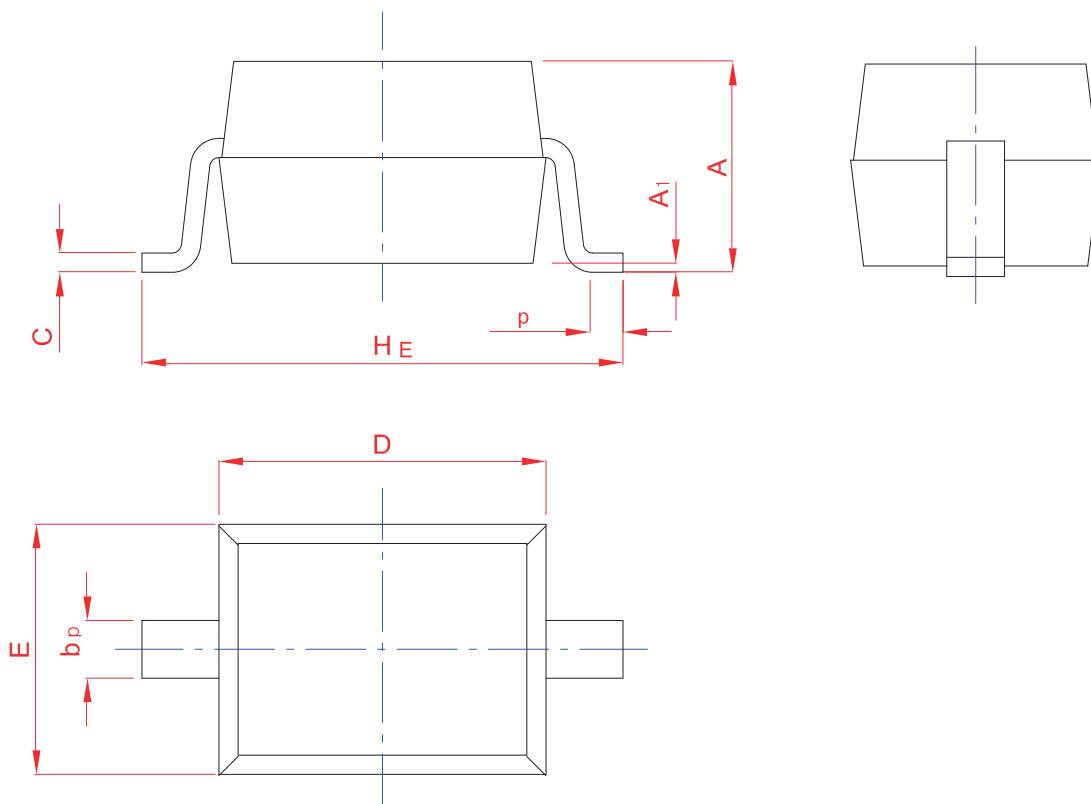
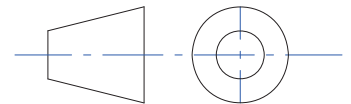
Parameter	Symbol	Min.	Max.	Unit
Reverse Breakdown Voltage at $I_R = 1\text{ mA}$	$V_{(BR)R}$	40	-	V
Reverse Current at $V_R = 40\text{ V}$ at $V_R = 4\text{ V}$ at $V_R = 6\text{ V}$	I_R	- - -	1 0.05 0.075	mA
Forward Voltage at $I_F = 0.1\text{ A}$ at $I_F = 1\text{ A}$ at $I_F = 3\text{ A}$	V_F	- - -	0.45 0.6 0.9	V
Total Capacitance at $V_R = 4\text{ V}$, $f = 1\text{ MHz}$	C_{tot}	-	120	pF

Typical Characteristics



Plastic surface mounted package; 2 leads

SOD-323



UNIT	A	bp	C	D	E	HE	A1	Lp
mm	1.20	0.40	0.15	1.80	1.35	2.80	0.10	0.50
	0.90	0.25	0.10	1.60	1.15	2.30	0.01	0.20

单击下面可查看定价，库存，交付和生命周期等信息

[>>KUU\(永裕泰\)](#)