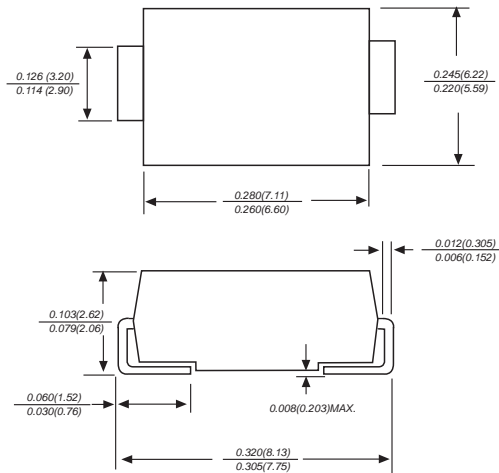


**SURFACE MOUNT SCHOTTKY BARRIER RECTIFIER**

Reverse Voltage - 20 to 200 Volts Forward Current - 3.0 Amperes

**DO-214AB/SMC**



Dimensions in inches and (millimeters)

**FEATURES**

- ◆ The plastic package carries Underwriters Laboratory Flammability Classification 94V-0
- ◆ For surface mounted applications
- ◆ Low reverse leakage
- ◆ Built-in strain relief, ideal for automated placement
- ◆ High forward surge current capability
- ◆ High temperature soldering guaranteed: 250°C/10 seconds at terminals

**MECHANICAL DATA**

**Case:** JEDEC DO-214AB molded plastic body  
**Terminals:** Solder plated, solderable per MIL-STD-750, Method 2026  
**Polarity:** Color band denotes cathode end  
**Mounting Position:** Any  
**Weight:** 0.007 ounce, 0.25grams

**MAXIMUM RATINGS AND ELECTRICAL CHARACTERISTICS**

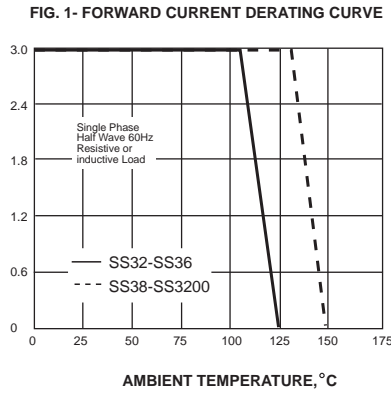
Ratings at 25°C ambient temperature unless otherwise specified.  
 Single phase half-wave 60Hz, resistive or inductive load, for capacitive load current derate by 20%.

Catalog Number	SYMBOLS	SS32	SS33	SS34	SS35	SS36	SS38	SS310	SS3150	SS3200	UNITS
Maximum repetitive peak reverse voltage	$V_{RRM}$	20	30	40	50	60	80	100	150	200	VOLTS
Maximum RMS voltage	$V_{RMS}$	14	21	28	35	42	56	70	105	150	VOLTS
Maximum DC blocking voltage	$V_{DC}$	20	30	40	50	60	80	100	150	200	VOLTS
Maximum average forward rectified current at $T_L$ (see fig.1)	$I_{AV}$	3.0									Amps
Peak forward surge current 8.3ms single half sine-wave superimposed on rated load (JEDEC Method)	$I_{FSM}$	100.0									Amps
Maximum instantaneous forward voltage at 3.0A	$V_F$	0.55		0.70		0.85		0.95		Volts	
Maximum DC reverse current at rated DC blocking voltage	$I_R$	20			10			2.0		mA	
Typical junction capacitance (NOTE 1)	$C_J$	500			300					pF	
Typical thermal resistance (NOTE 2)	$R_{\theta JA}$	55.0									°C/W
Operating junction temperature range	$T_J$	-50 to +125					-50 to +150				°C
Storage temperature range	$T_{STG}$	-50 to +150									°C

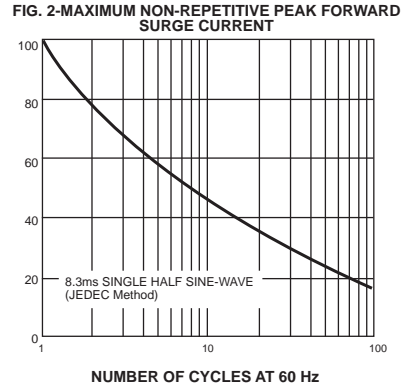
**Note:** 1. Measured at 1MHz and applied reverse voltage of 4.0V D.C.  
 2. P.C.B. mounted with 0.2x0.2" (5.0x5.0mm) copper pad areas

**RATINGS AND CHARACTERISTIC CURVES SS32 THRU SS3200**

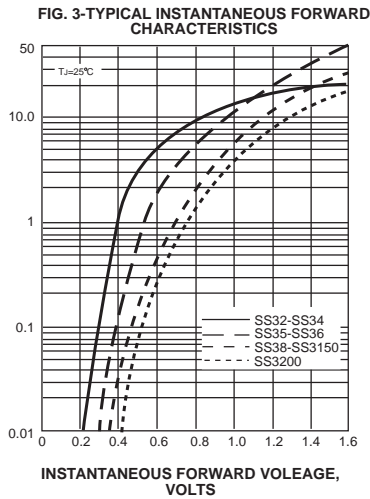
AVERAGE FORWARD RECTIFIED CURRENT, AMPERES



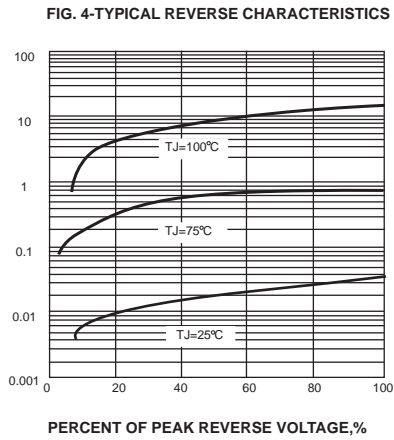
PEAK FORWARD SURGE CURRENT, AMPERES



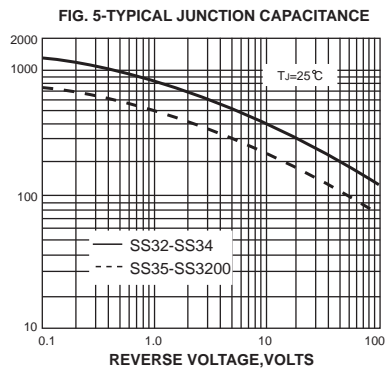
INSTANTANEOUS FORWARD CURRENT, AMPERES



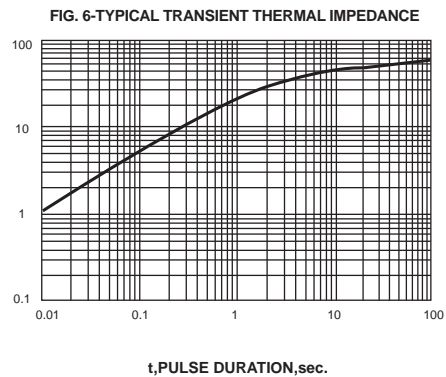
INSTANTANEOUS REVERSE CURRENT, MILLIAMPERES



JUNCTION CAPACITANCE, pF



TRANSIENT THERMAL IMPEDANCE, °C/W



单击下面可查看定价，库存，交付和生命周期等信息

[>>KUU\(永裕泰\)](#)