


Features

- ◆ Surface Mount Devices
- ◆ Standard 3216mm(1206mils) footprint
- ◆ Surface mount packaging for automated assembly
- ◆ Compatible with Pb and Pb-free solder Re flow profiles.
- ◆ RoHS, Reach, HF compliance



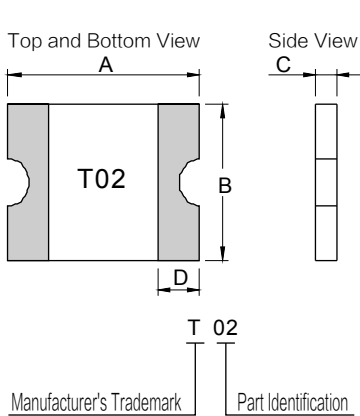
Applications

- ◆ Mobile phones– Battery and port protection
- ◆ PC motherboards – Plug and Play protection
- ◆ PDAS/Digital cameras
- ◆ USB port protection
- ◆ HDMI source protection
- ◆ Game console port protection

电气特性：

P/N	保持电流	跳脱电流	最大电压	最大电流	最大动作时间		消耗功率	电阻范围 (Ω)	
	I_H , (A)	I_T , (A)	V_{max} , (V)	I_{max} , (A)	(A)	(Sec.)	Pd_{typ} , (W)	R_{min} ,	$R1_{max}$,
NSMD005	0.05	0.15	30	10	0.25	1.50	0.40	2.500	40.00
NSMD010	0.10	0.25	30	10	0.50	1.20	0.40	1.400	15.00
NSMD012	0.12	0.29	30	10	1.00	0.20	0.40	1.350	8.500
NSMD020	0.20	0.46	24	10	1.00	0.60	0.60	0.600	2.600
NSMD025	0.25	0.55	16	10	1.25	0.60	0.60	0.400	2.400
NSMD035	0.35	0.75	6	40	8.00	0.10	0.60	0.300	1.200
NSMD050	0.50	1.00	13.2	40	8.00	0.10	0.40	0.150	0.750
NSMD075	0.75	1.50	6	100	8.00	0.10	0.40	0.100	0.400
NSMD100	1.00	2.00	6	100	8.00	0.10	0.60	0.060	0.280
NSMD110	1.10	2.20	6	100	8.00	0.10	0.60	0.060	0.280
NSMD150	1.50	3.00	6	100	8.00	0.30	0.60	0.030	0.170
NSMD200	2.00	4.00	6	100	8.00	1.00	0.70	0.020	0.120

产品尺寸 (Unit: mm)：

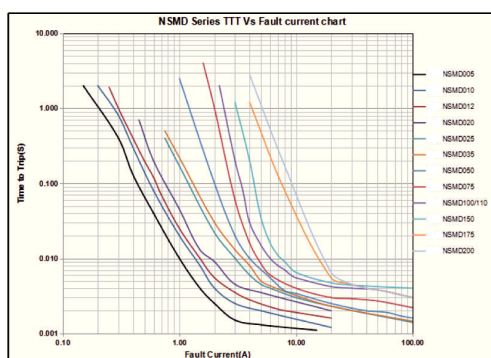


P/N	Marking (标识)	A		B		C		D
		Min.	Max.	Min.	Max.	Min.	Max.	Min.
NSMD005	T0	3.00	3.40	1.40	1.80	0.80	1.20	0.25
NSMD010	T1	3.00	3.40	1.40	1.80	0.80	1.20	0.25
NSMD012	T01	3.00	3.40	1.40	1.80	0.80	1.20	0.25
NSMD020	T02	3.00	3.40	1.40	1.80	0.60	1.00	0.25
NSMD025	T03	3.00	3.40	1.40	1.80	0.60	1.00	0.25
NSMD035	T04	3.00	3.40	1.40	1.80	0.60	1.00	0.25
NSMD050	T05	3.00	3.40	1.40	1.80	0.55	0.75	0.25
NSMD075	T07	3.00	3.40	1.40	1.80	0.45	0.85	0.25
NSMD100	T10	3.00	3.40	1.40	1.80	0.60	1.00	0.25
NSMD110	T10	3.00	3.40	1.40	1.80	0.60	1.00	0.25
NSMD150	T15	3.00	3.40	1.40	1.80	0.60	1.00	0.25
NSMD200	T20	3.00	3.50	1.40	1.80	0.60	1.00	0.25

环境温度与工作电流关系特性曲线：

P/N	工作环境温度								
	-40℃	-20℃	0℃	25℃	40℃	50℃	60℃	70℃	85℃
NSMD005	0.08	0.07	0.06	0.05	0.05	0.04	0.04	0.03	0.03
NSMD010	0.16	0.14	0.13	0.10	0.09	0.08	0.08	0.07	0.06
NSMD012	0.19	0.17	0.15	0.12	0.11	0.10	0.09	0.08	0.07
NSMD020	0.30	0.27	0.24	0.20	0.18	0.16	0.14	0.12	0.11
NSMD025	0.38	0.34	0.30	0.25	0.23	0.20	0.18	0.15	0.14
NSMD035	0.51	0.46	0.40	0.35	0.30	0.27	0.24	0.22	0.18
NSMD050	0.76	0.68	0.59	0.50	0.44	0.40	0.35	0.32	0.26
NSMD075	1.11	1.00	0.85	0.75	0.67	0.61	0.52	0.50	0.42
NSMD100	1.60	1.40	1.30	1.00	0.90	0.80	0.75	0.70	0.60
NSMD110	1.64	1.46	1.30	1.10	0.92	0.83	0.80	0.65	0.52
NSMD150	2.20	1.99	1.77	1.50	1.34	1.23	1.10	1.01	0.84
NSMD200	2.88	2.61	2.28	2.00	1.80	1.66	1.51	1.39	1.19

动作电流时间曲线表：



The Time to Trip curves represent typical performance of a device in a simulated application environment. Actual performance in specific customer applications may differ from these values due to the influence of other variables.

标准包装数量：

Model	Q'ty/Reel
NSMD005~NSMD012; NSMD100~NSMD200	3500pcs
NSMD020~NSMD075	4000pcs

Note: Reel packaging per EIA-481-1 standard

单击下面可查看定价，库存，交付和生命周期等信息

[>>KUU\(永裕泰\)](#)