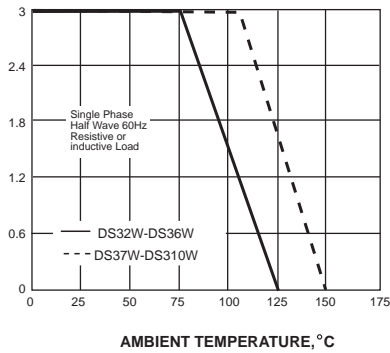


<p style="text-align: center;">SOD-123FL</p> <p style="text-align: center;">Dimensions in millimeters</p>	<p style="text-align: center;">FEATURES</p> <ul style="list-style-type: none"> ◆ The plastic package carries Underwriters Laboratory Flammability Classification 94V-0 ◆ Metal silicon junction, majority carrier conduction ◆ Low power loss, high efficiency ◆ High forward surge current capability ◆ High temperature soldering guaranteed: 250°C/10 seconds, 0.375" (9.5mm) lead length, 5 lbs. (2.3kg) tension 										
<p style="text-align: center;">MECHANICAL DATA</p> <p>Case: JEDEC SOD-123FL molded plastic body Terminals: Plated axial leads, solderable per MIL-STD-750, Method 2026 Polarity: Color band denotes cathode end Mounting Position: Any Weight: 0.0007 ounce, 0.02 grams</p>											
<p style="text-align: center;">MAXIMUM RATINGS AND ELECTRICAL CHARACTERISTICS</p>											
<p>Ratings at 25°C ambient temperature unless otherwise specified. Single phase half-wave 60Hz, resistive or inductive load, for capacitive load current derate by 20%.</p>											
Catalog Number	SYMBOLS	DS32W K32	DS33W K33	DS34W K34	DS35W K35	DS36W K36	DS37W K37	DS38W K38	DS39W K39	DS310W K310	UNITS
Maximum repetitive peak reverse voltage	V_{RRM}	20	30	40	50	60	70	80	90	100	VOLTS
Maximum RMS voltage	V_{RMS}	14	21	28	35	42	49	56	63	70	VOLTS
Maximum DC blocking voltage	V_{DC}	20	30	40	50	60	70	80	90	100	VOLTS
Maximum average forward rectified current	$I_{(AV)}$	3.0									Amp
Peak forward surge current 8.3ms single half sine-wave superimposed on rated load (JEDEC Method)	I_{FSM}	80.0									Amps
Maximum instantaneous forward voltage at 3.0A	V_F	0.52	0.55	0.70			0.85			Volts	
Maximum DC reverse current at rated DC blocking voltage	I_R	0.5						10.0			mA
Operating junction temperature range	T_J	-50 to +125					-50 to +150				°C
Storage temperature range	T_{STG}	-50 to +150									°C

RATINGS AND CHARACTERISTIC CURVES

AVERAGE FORWARD RECTIFIED CURRENT,
AMPERES

FIG. 1- FORWARD CURRENT DERATING CURVE



PEAK FORWARD SURGE CURRENT,
AMPERES

FIG. 2-MAXIMUM NON-REPETITIVE PEAK FORWARD SURGE CURRENT

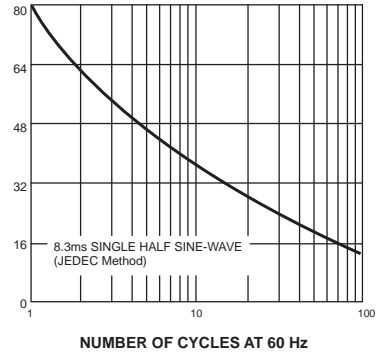


FIG. 3-TYPICAL INSTANTANEOUS FORWARD CHARACTERISTICS

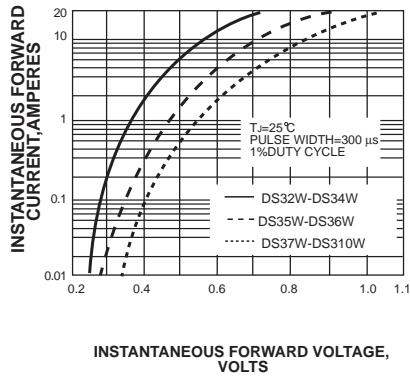
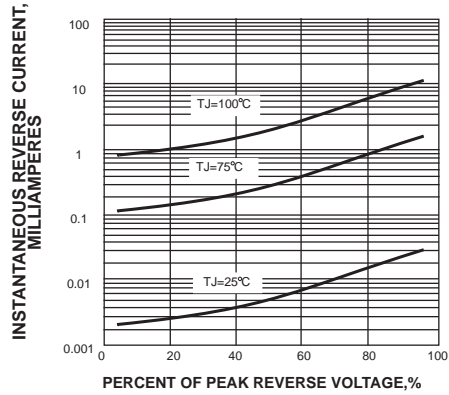


FIG. 4-TYPICAL REVERSE CHARACTERISTICS



单击下面可查看定价，库存，交付和生命周期等信息

[>>KUU\(永裕泰\)](#)